



US00D827845S

(12) **United States Design Patent**  
**Phillips**

(10) **Patent No.:** **US D827,845 S**

(45) **Date of Patent:** **\*\* Sep. 4, 2018**

- (54) **MESSAGE BALL**
- (71) Applicant: **IMPLUS FOOTCARE, LLC**, Durham, NC (US)
- (72) Inventor: **Peter L. Cassidy Phillips**, Austin, TX (US)
- (73) Assignee: **IMPLUS FOOTCARE, LLC**, Durham, NC (US)
- (\*\*) Term: **15 Years**
- (21) Appl. No.: **29/579,041**
- (22) Filed: **Sep. 27, 2016**
- (51) **LOC (11) Cl.** ..... **28-03**
- (52) **U.S. Cl.**  
USPC ..... **D24/211**
- (58) **Field of Classification Search**  
USPC ..... D24/200, 211, 212, 213, 214, 215;  
601/19, 22, 27-32, 46, 52, 99, 112, 113,  
601/118, 125, 143, DIG. 12, DIG. 14,  
601/DIG. 15, DIG. 16, DIG. 17;  
D21/707, 713, 788  
CPC ..... A61H 1/0266; A61H 2015/0007; A61H  
2015/0014; A61H 2015/0042; A61H  
2015/0035; A61H 15/00; A61H 7/003;  
A61H 7/005; A61H 7/00; A61H  
2001/027; A61H 11/00; A61H 19/00;  
A61H 19/30; A61H 19/32; A61H 19/34;  
A61H 19/40; A61H 19/44; A61H 19/50;  
A61H 21/00  
See application file for complete search history.

- 5,389,063 A \* 2/1995 Wu ..... A61H 7/001  
273/153 S
- 5,413,551 A \* 5/1995 Wu ..... A61H 15/00  
601/131
- D435,660 S \* 12/2000 Yoo ..... D24/211
- 6,299,585 B1 \* 10/2001 Yoo ..... A61H 7/001  
601/118
- 6,432,071 B1 \* 8/2002 Hsieh ..... A61H 23/0263  
601/131
- D472,643 S \* 4/2003 Zake ..... D24/211
- 6,966,883 B2 \* 11/2005 Pidcock ..... A61H 15/00  
601/123
- D581,765 S \* 12/2008 Lane ..... D21/707
- D583,519 S \* 12/2008 Roberts ..... D32/29.1
- D596,306 S \* 7/2009 Levine ..... D24/214
- D600,867 S \* 9/2009 Howe ..... D32/29.1
- D625,426 S \* 10/2010 Robins ..... D24/214
- D638,593 S \* 5/2011 Cheng ..... D32/29.1
- D646,447 S \* 10/2011 Lozano ..... D32/29.1

(Continued)

*Primary Examiner* — Sandra Snapp

(74) *Attorney, Agent, or Firm* — Buchanan Ingersoll & Rooney PC

(57) **CLAIM**

The ornamental design for a massage ball, as shown and described.

**DESCRIPTION**

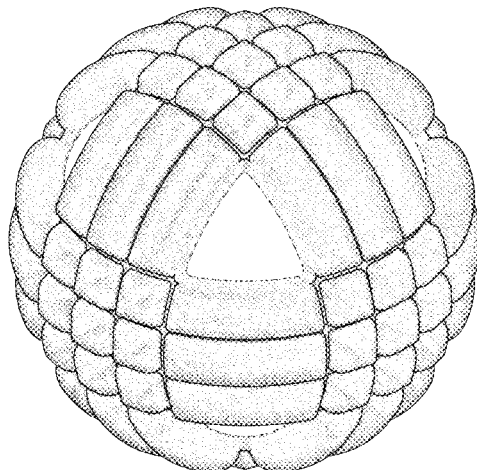
FIG. 1 is a perspective view of a massage ball showing my new design.  
 FIG. 2 is a front elevational view thereof.  
 FIG. 3 is a rear elevational view thereof.  
 FIG. 4 is a left side elevational view thereof.  
 FIG. 5 is a right side elevational view thereof.  
 FIG. 6 is a top plan view thereof; and,  
 FIG. 7 is a bottom plan view thereof.  
 The broken line showing in the drawings illustrates unclaimed portions of the massage ball and forms no part of the claimed design.

**1 Claim, 7 Drawing Sheets**

(56) **References Cited**

**U.S. PATENT DOCUMENTS**

- 744,718 A \* 11/1903 Cassidy ..... 473/614
- D143,678 S \* 1/1946 Snyder et al. .... D24/215
- 2,466,470 A \* 4/1949 Norris ..... A61H 15/00  
601/131
- D309,660 S \* 7/1990 Saguin ..... D24/211



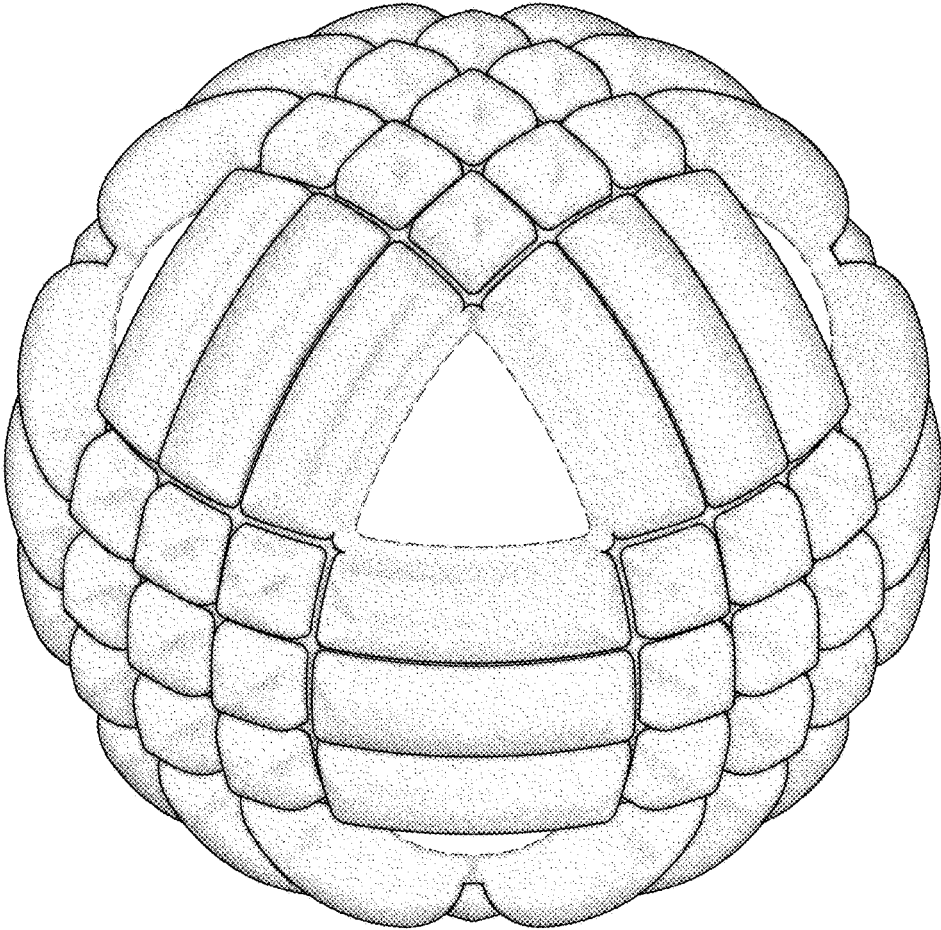
(56)

**References Cited**

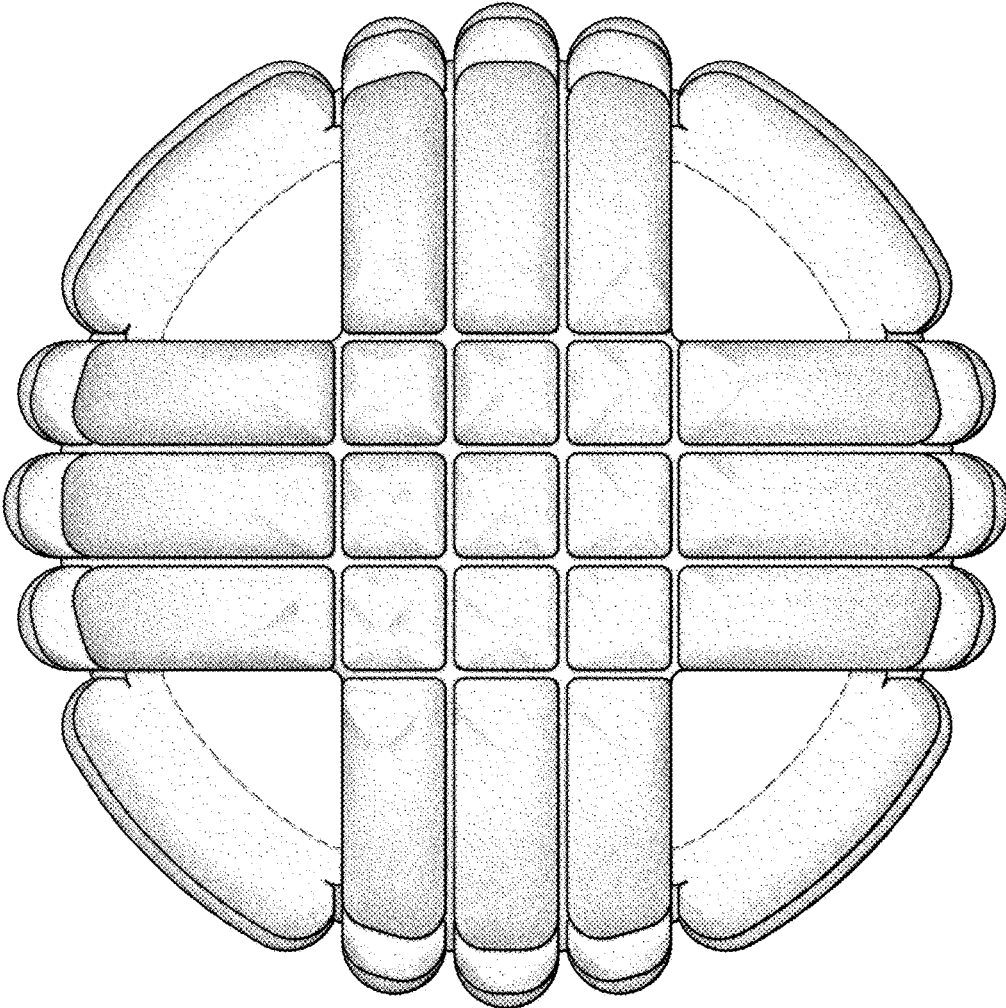
## U.S. PATENT DOCUMENTS

8,205,351 B2 \* 6/2012 Howe ..... B67D 7/00  
222/1  
D677,440 S \* 3/2013 Renforth ..... D30/160  
D693,934 S \* 11/2013 Lin ..... D24/215  
D694,421 S \* 11/2013 Anderson ..... D24/215  
D713,050 S \* 9/2014 Kao ..... A61H 15/00  
D24/211  
D724,161 S \* 3/2015 Kuhne ..... D21/662  
D724,750 S \* 3/2015 Taylor ..... D24/211  
D727,518 S \* 4/2015 Moorehead ..... D24/211  
9,005,146 B2 \* 4/2015 Phillips ..... A61H 15/0092  
482/132  
D731,667 S \* 6/2015 Elenga ..... D24/215  
D732,680 S \* 6/2015 Taylor ..... D24/211  
D738,519 S \* 9/2015 Phillips ..... D24/211  
D744,113 S \* 11/2015 Matsushita ..... D24/211  
D746,007 S \* 12/2015 Oh ..... D32/29  
D770,710 S \* 11/2016 Li ..... D32/29.1  
D785,103 S \* 4/2017 Townsend ..... D21/662

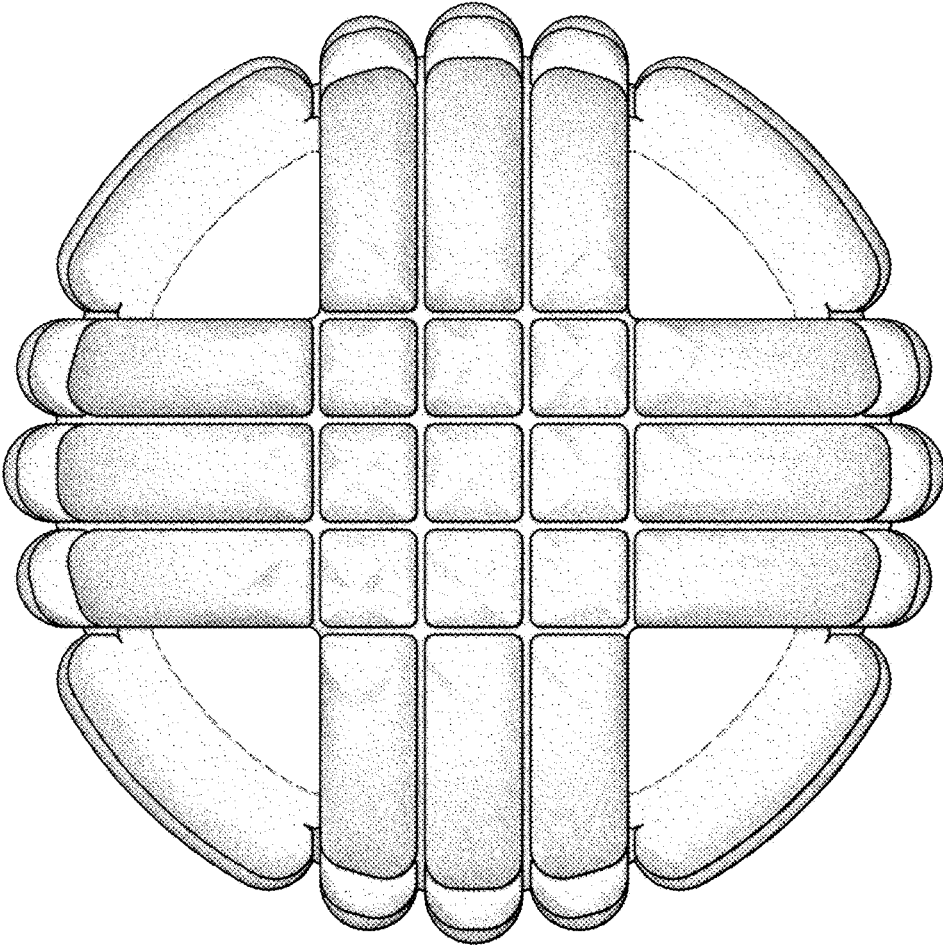
\* cited by examiner



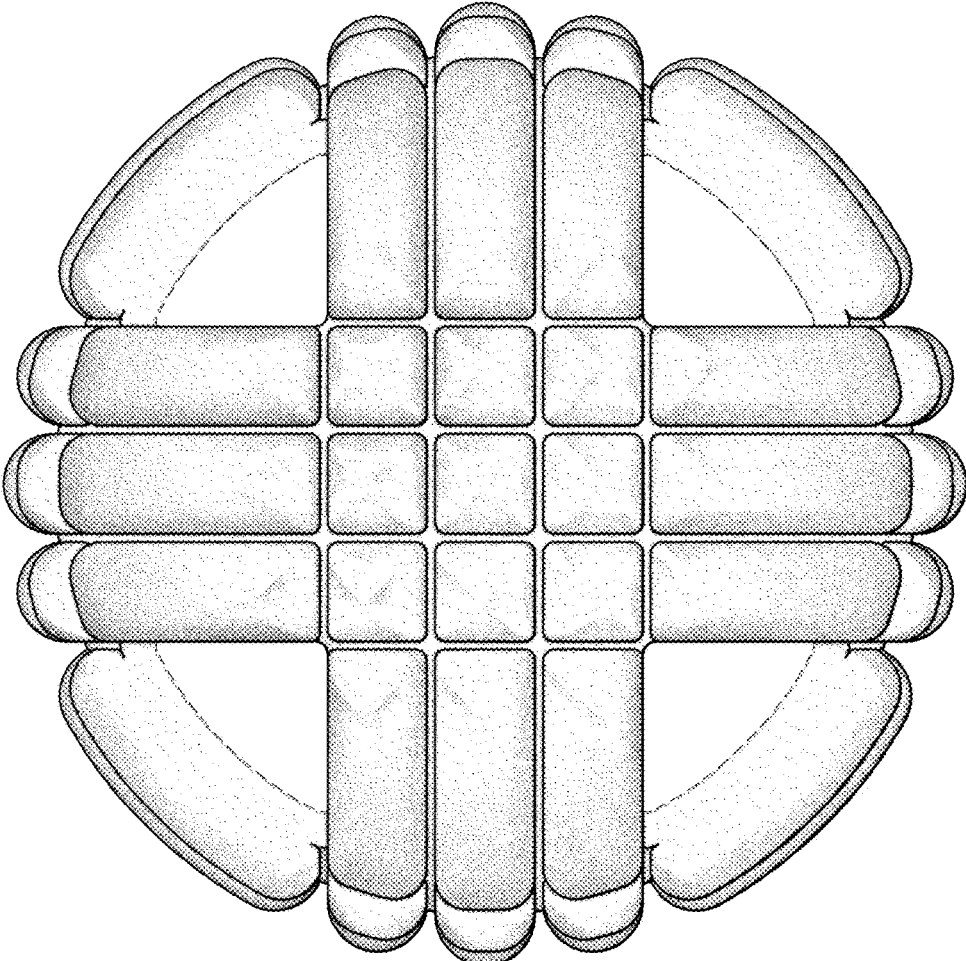
**FIG. 1**



**FIG. 2**



**FIG. 3**



**FIG. 4**

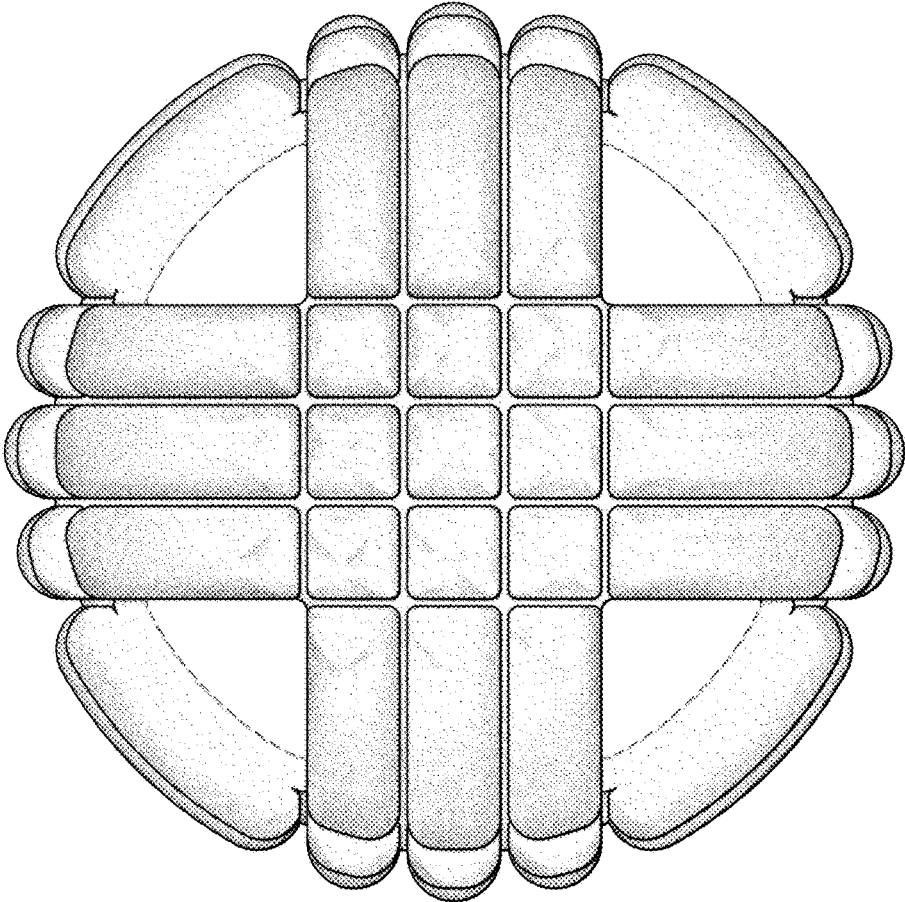
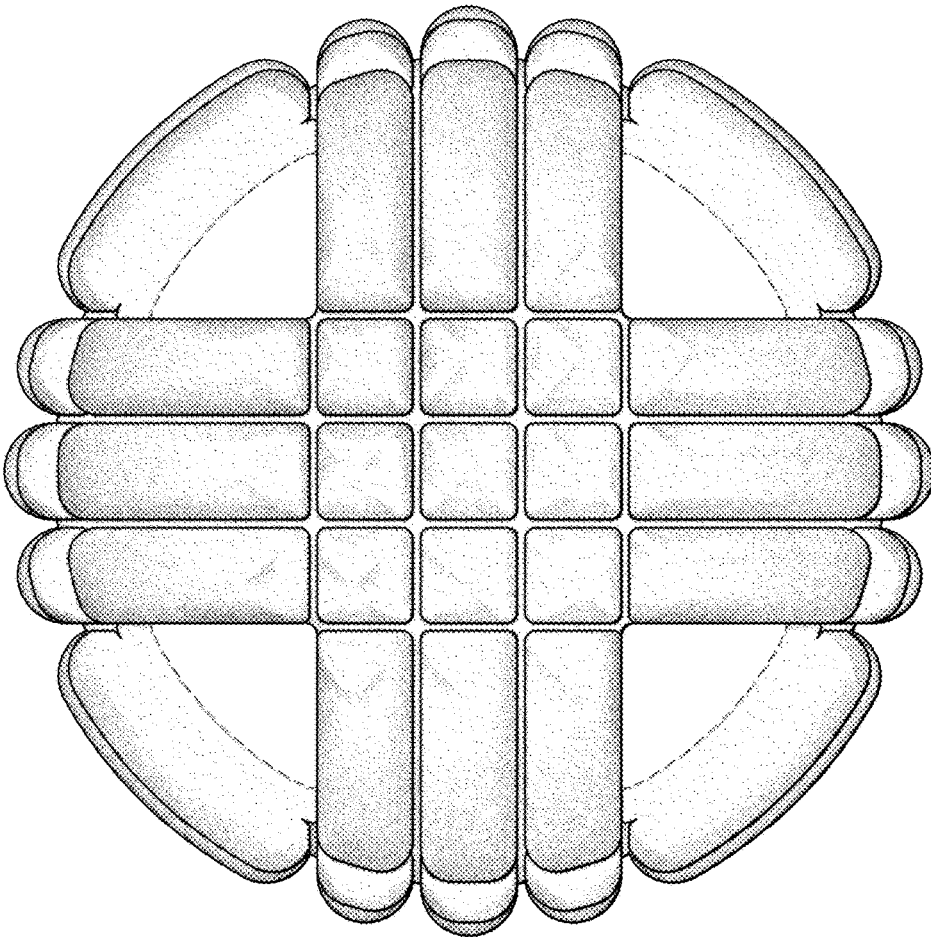
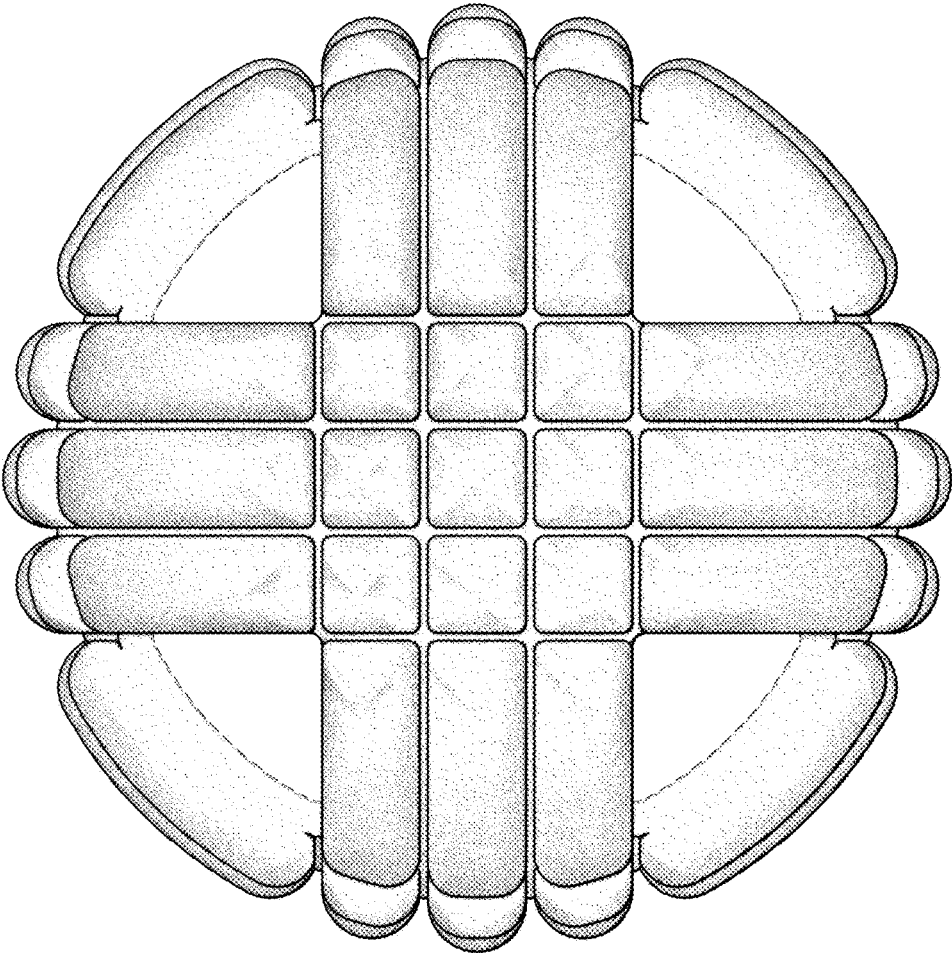


FIG. 5



**FIG. 6**





**FIG. 7**