

United States Patent [19]

Karten

[11] Patent Number: **Des. 289,198**

[45] Date of Patent: **** Apr. 7, 1987**

[54] **CONTOURED BIOPSY NEEDLE**

[75] Inventor: **Stuart A. Karten, Malibu, Calif.**

[73] Assignee: **American Hospital Supply Corp., Deerfield, Ill.**

[**] Term: **14 Years**

[21] Appl. No.: **597,972**

[22] Filed: **Apr. 9, 1984**

[52] U.S. Cl. **D24/24**

[58] Field of Search **D24/14, 24, 25, 28, D24/60, 61, 99; 128/753, 754**

[56] **References Cited**

U.S. PATENT DOCUMENTS

D. 169,237	4/1953	Barrett et al.	D24/24
3,893,445	7/1975	Hofsess	128/754
4,163,446	8/1979	Jamshidi	128/754
4,266,555	5/1981	Jamshidi	128/753

4,314,565	2/1982	Lee	128/753
4,403,617	9/1983	Tretinyak	128/754
4,469,109	9/1984	Mehl	128/753
4,487,209	12/1984	Mehl	128/754

Primary Examiner—Catherine E. Kemper
Attorney, Agent, or Firm—Robert Hartenberger;
Richard Myers; Roger A. Williams

[57] **CLAIM**

The ornamental design for a contoured biopsy needle, as shown.

DESCRIPTION

FIG. 1 is a side elevational view of a contoured biopsy needle, showing my new design;
FIG. 2 is a right end elevational view thereof;
FIG. 3 is a left end elevational view thereof;
FIG. 4 is an elevational view of the side opposite that shown in FIG. 1;
FIG. 5 is a top plan view thereof;
FIG. 6 is a bottom plan view thereof.

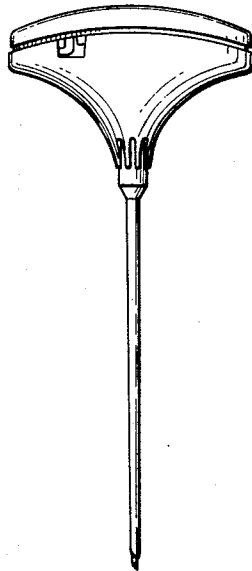


FIG. 1




FIG. 4

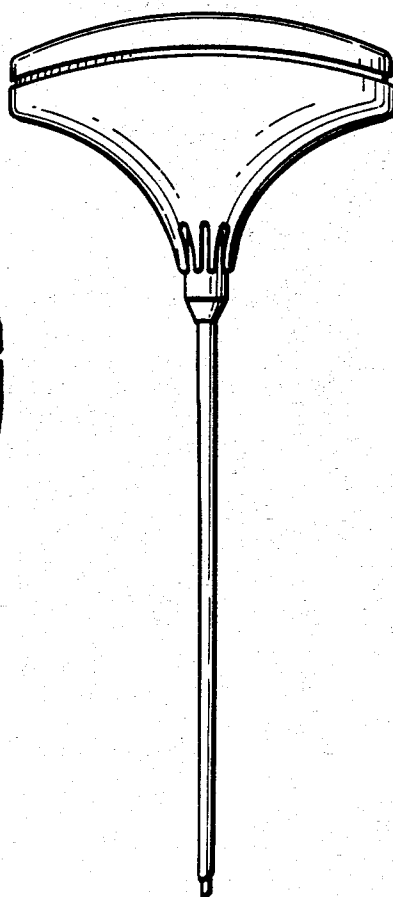


FIG. 2




FIG. 3




FIG. 5



FIG. 6

