



(86) Date de dépôt PCT/PCT Filing Date: 2018/03/29  
 (87) Date publication PCT/PCT Publication Date: 2019/10/03  
 (45) Date de délivrance/Issue Date: 2023/08/29  
 (85) Entrée phase nationale/National Entry: 2020/09/24  
 (86) N° demande PCT/PCT Application No.: CN 2018/081054  
 (87) N° publication PCT/PCT Publication No.: 2019/183876

(51) Cl.Int./Int.Cl. *A61K 8/44* (2006.01),  
*A61K 8/19* (2006.01), *A61K 8/21* (2006.01),  
*A61K 8/27* (2006.01), *A61Q 11/00* (2006.01)  
 (72) Inventeurs/Inventors:  
 STRAND, ROSS, SG;  
 SHI, YUNMING, CN  
 (73) Propriétaire/Owner:  
 THE PROCTER & GAMBLE COMPANY, US  
 (74) Agent: AIRD & MCBURNEY LP

(54) Titre : COMPOSITIONS DE SOINS BUCCAUX COMPRENANT UNE SOURCE D'ION STANNEUX ET UN ACIDE AMINE ACIDE POUR PROMOUVOIR LA SANTE DES GENCIVES  
 (54) Title: ORAL CARE COMPOSITIONS COMPRISING A STANNOUS ION SOURCE AND AN ACIDIC AMINO ACID FOR PROMOTING GUM HEALTH

(57) **Abrégé/Abstract:**

Oral care compositions comprising an acidic amino acid and stannous ion source are provided for promoting Gum Health of a user.

**(12) INTERNATIONAL APPLICATION PUBLISHED UNDER THE PATENT COOPERATION TREATY (PCT)**

**(19) World Intellectual Property  
Organization**  
International Bureau



**(10) International Publication Number**  
**WO 2019/183876 A1**

**(43) International Publication Date**  
**03 October 2019 (03.10.2019)**

**WIPO | PCT**

**(51) International Patent Classification:**

*A61K 8/44* (2006.01)      *A61K 8/21* (2006.01)  
*A61K 8/19* (2006.01)      *A61Q 11/00* (2006.01)  
*A61K 8/27* (2006.01)

**(21) International Application Number:**

PCT/CN2018/081054

**(22) International Filing Date:**

29 March 2018 (29.03.2018)

**(25) Filing Language:**

English

**(26) Publication Language:**

English

**(71) Applicant: THE PROCTER & GAMBLE COMPANY**  
[US/US]; One Procter & Gamble Plaza, Cincinnati, OH  
Ohio 45202 (US).

**(72) Inventors; and**

**(71) Applicants (for US only): STRAND, Ross** [GB/SG]; 70  
Biopolis Street, 138547 (SG). **SHI, Yunming** [CN/CN];  
No. 35, Yu'an Road, B Zone, Tianzhu Konggang Develop-  
ment Zone, Shunyi District, Beijing 101312 (CN).

**(74) Agent: SHANGHAI PATENT & TRADEMARK LAW  
OFFICE, LLC**; 435 Guiping Road, Shanghai 200233  
(CN).

**(81) Designated States (unless otherwise indicated, for every  
kind of national protection available):** AE, AG, AL, AM,  
AO, AT, AU, AZ, BA, BB, BG, BH, BN, BR, BW, BY, BZ,  
CA, CH, CL, CN, CO, CR, CU, CZ, DE, DJ, DK, DM, DO,  
DZ, EC, EE, EG, ES, FI, GB, GD, GE, GH, GM, GT, HN,  
HR, HU, ID, IL, IN, IR, IS, JO, JP, KE, KG, KH, KN, KP,  
KR, KW, KZ, LA, LC, LK, LR, LS, LU, LY, MA, MD, ME,  
MG, MK, MN, MW, MX, MY, MZ, NA, NG, NI, NO, NZ,  
OM, PA, PE, PG, PH, PL, PT, QA, RO, RS, RU, RW, SA,  
SC, SD, SE, SG, SK, SL, SM, ST, SV, SY, TH, TJ, TM, TN,  
TR, TT, TZ, UA, UG, US, UZ, VC, VN, ZA, ZM, ZW.

**(84) Designated States (unless otherwise indicated, for every  
kind of regional protection available):** ARIPO (BW, GH,  
GM, KE, LR, LS, MW, MZ, NA, RW, SD, SL, ST, SZ, TZ,  
UG, ZM, ZW), Eurasian (AM, AZ, BY, KG, KZ, RU, TJ,  
TM), European (AL, AT, BE, BG, CH, CY, CZ, DE, DK,  
EE, ES, FI, FR, GB, GR, HR, HU, IE, IS, IT, LT, LU, LV,  
MC, MK, MT, NL, NO, PL, PT, RO, RS, SE, SI, SK, SM,  
TR), OAPI (BF, BJ, CF, CG, CI, CM, GA, GN, GQ, GW,  
KM, ML, MR, NE, SN, TD, TG).

**Published:**

— with international search report (Art. 21(3))

**(54) Title:** ORAL CARE COMPOSITIONS FOR PROMOTING GUM HEALTH

**(57) Abstract:** Oral care compositions comprising an acidic amino acid and stannous ion source are provided for promoting Gum Health of a user.



**WO 2019/183876 A1**



benefits, as well as providing additional anti-bacterial benefits to mitigate the harmful effects of bacteria as it relates to gum disease, including gingivitis, periodontitis, or both.

There is at least one of several drawbacks to the above described conventional approaches. Firstly, these commercially available oral care compositions may promote Gum Care, but they do not go far enough to also promote Gum Health. In fact, these commercially available oral care compositions generally fail to provide any significant anti-bacterial effects in addition to the Gum Care benefits (*e.g.*, anti-bleeding and/or anti-swelling). This is a problem because if the bacteria in the biofilms are not controlled, they can then increase the size of the periodontal pockets leading to periodontitis. Secondly, Gum Health may correlate to overall body health. In other words, an individual's Gum Health can be an indicator of the person's overall body health. Studies suggest that the risk of developing any one (or more) of these potential life threatening conditions such as, for example, heart disease and stroke, diabetes, kidney disease, preterm birth, and/or osteoporosis, may increase as overall Gum Health decreases (*see* U.S. Patent No. 6,846,478; Doyle, M.J.; & U.S. Patent No. 8,283,135; Doyle, M.J.). Thus, it is desirable to improve overall Gum Health, not just Gum Care, in order to ensure better overall body health.

Stannous salts, such as stannous fluoride has been used in oral care compositions as to provide Gum Health benefit, including antimicrobial effect, reduced gingivitis, decreasing progression to periodontal disease, reductions in dentinal hypersensitivity, and reduced coronal and root dental caries and erosion. However, there are disadvantages for conventional stannous containing compositions. A first side effect routinely encountered during use of effective stannous fluoride formulations is unacceptable formulation astringency. Secondly, formulating stannous ions stably also presents a challenge as the tin (II) ion is both prone to oxidation towards tin (IV) and to precipitate from aqueous solution as stannous hydroxide. Thirdly, stannous salts tend to discolor the oral care compositions, turning them yellow to dark brown. In order to overcome this problem, those conventional stannous containing compositions further comprising additional components such as, for example, TiO<sub>2</sub>, folic acid or flavor mixtures (*e.g.*, methyl salicylate, menthol, eugenol and cineol) to prevent the above-described discoloration in storage without significantly diminishing the stability and activity of stannous salts. Therefore, it is desired to simplify formulations and processing steps to provide cost effective and efficacious toothpaste and other oral care formulations.

Therefore, there is a continuous need to provide an oral care composition that provides Gum Health benefits to users, or at least provide better associated Gum Health benefits (*e.g.*, gingival wound healing and anti-bacterial benefits) than those compositions that are commercially available.

## SUMMARY OF THE INVENTION

The present invention attempts to address this need based, at least in part, on the surprising discovery that the combination of an acidic amino acid, such as aspartic acid or glutamic acid, and a stannous ion source in an oral care composition promotes Gum Health benefits that include at least gingival wound healing and anti-bacterial benefits. In particular, the oral care composition comprises acidic amino acid for gingival wound healing, and stannous ion source as an anti-bacterial agent to combat the undesirable effects of bacteria activity in the oral cavity.

One advantage of the present invention is "better deep biofilm penetration and/or bacteria kill". To this end, it is further surprisingly found that the penetration depth and/or penetration rate of stannous ion into the biofilms may be increased, when used in combination with acidic amino acid. In short, the synergistic combination of acidic amino acid and stannous ion source in the oral care composition may be such that an improvement in the Gum Health benefit is achieved. Furthermore, the use of the oral care compositions of the present invention may provide the users an improved Gum Health benefit.

Another advantage of the present invention is to provide oral care compositions for promoting Gum Health as it relates to the totality of symptoms associated with gingivitis, periodontitis, or both. It is yet a further advantage that the oral care compositions of the present invention have improved Gum Health benefits. It is yet a further advantage of the present invention to provide oral care compositions having improved penetration depth of the anti-bacterial agent(s) into the biofilms. It is yet a further advantage of the present invention to provide oral care compositions having improved penetration rate of the anti-bacterial agent(s) into the biofilms. Furthermore, it is surprisingly found that the use of acidic amino acid in the present invention facilitates to achieve improved penetration depth and/or penetration rate of the anti-bacterial agent(s) into the biofilms, rather than basic amino acid.

It is yet a further advantage of the present invention to provide cost effective and efficacious oral care compositions for promoting Gum Health. It is yet a further advantage that the oral care composition, is a dentifrice, and preferably provides pleasant taste and mouth-feel experience. It is yet a further advantage that the oral care compositions have physical and chemical stability across a range of manufacturing, handling and storage conditions. It is yet a further advantage that the oral care compositions have a stable quality of end product (*e.g.*, consistent visual appearance and no discoloration, gingival wound healing performance, etc.) even after three months storage at 40 °C. It is yet a still further advantage that the oral care compositions of the present invention minimize the use of anti-bacterial agents. It is yet a still further advantage that the oral compositions of the present invention minimize the amount of the acidic amino acid to reduce

and/or eliminate the instability and/or discoloration problems as described above. To this end, it is also surprisingly found that using combination of acidic amino acid and stannous reduce and/or eliminate the instability and/or discoloration problems more efficiently than the use of combination of basic amino acid and stannous. It is yet another advantage that the oral care compositions of the present invention have a relative low pH (e.g., 7.5 or less).

In one aspect, the present invention is directed to a composition comprising a stannous ion source and an acidic amino acid. Preferably the composition is an oral care composition. More preferably, the composition comprising: a) from 0.01% to 5%, preferably from 0.05% to 4%, by weight of the composition, of a stannous ion source; and b) from 0.01% to 10%, preferably 0.05% to 5%, by weight of the composition, of an acidic amino acid. Preferably, the acidic amino acid is selected from the group consisting of aspartic acid, glutamic acid, and a combination thereof. Alternatively, the composition of the present invention comprises a stannous ion source and an acidic amino acid, wherein the acidic amino acid is a combination of two or more amino acids, preferably is a combination of aspartic acid and glutamic acid.

In another aspect of the present invention, the above mentioned oral care composition further comprising c) from 0.1% to less than 1%, or more preferably from 0.2% to 0.5% of a zinc ion source, by weight of the composition. Preferably, the zinc ion source is selected from the group consisting of zinc citrate, zinc sulfate, zinc gluconate, zinc lactate, zinc phosphate, and combinations thereof.

In yet another aspect of the present invention, the above mentioned oral care composition has a pH of 9.0 or less, preferably a pH from 4.0 to 8.5, and more preferably 5.5 to 7.5.

In yet still another aspect of the present invention, a method is provided for promoting Gum Health in a subject comprising administering to the subject's oral cavity an oral care composition of the present invention.

In yet still another aspect of the present invention, there is provided a use of acidic amino acid for making an oral care composition for promoting Gum Health in a subject.

In an aspect, the composition further comprises from 0.01% to 5%, by weight of the composition, of a thickening agent, wherein the thickening agent is selected from thickening polymers, thickening silica, or combinations thereof.

In an aspect, the composition further comprises from 1% to 60% preferably from 30% to 55%, by weight of the composition, of a humectant, wherein preferably the humectant is a polyol, wherein more preferably the polyol is selected from sorbitol, glycerin, or a combination thereof.

In accordance with an aspect, there is provided an oral care composition, comprising:

- (i) from 0.1% to 2%, by weight of the composition, of a stannous ion source selected from stannous chloride, stannous fluoride, or a combination thereof;
- (ii) from 0.1% to 2%, by weight of the composition, of an acidic amino acid selected from aspartic acid, glutamic acid, or a combination thereof;
- 5 (iii) from 0.2% to 2%, by weight of the composition, of a zinc ion source selected from zinc citrate, zinc gluconate, zinc lactate, or combinations thereof;
- (iv) from 0.5% to 1.5%, by weight of the composition, of a fluoride ion source selected from sodium fluoride, stannous fluoride, sodium monofluorophosphate, or combinations thereof;
- (v) from 0.01% to 5%, by weight of the composition, of a thickening agent selected  
10 from a thickening polymer, a thickening silica, or a combination thereof; wherein preferably the thickening polymer is selected from carboxymethyl cellulose, hydroxyethyl cellulose, polyvinyl pyrrolidone, polyethylene glycols, carrageenan, xanthan gum, or combinations thereof;
- (vi) from 5% to 25%, by weight of the composition, of a silica abrasive; and
- (vii) from 30% to 55%, by weight of the composition, of a humectant selected from  
15 sorbitol, glycerin, or a combination thereof;

wherein the oral care composition is a dentifrice composition.

In accordance with an aspect, there is provided a composition comprising:

- a. a stannous ion source comprising stannous chloride, stannous fluoride, stannous acetate, stannous gluconate, stannous oxalate, stannous sulfate, stannous  
20 lactate, stannous tartrate, stannous iodide, stannous chlorofluoride, stannous hexafluorozirconate, stannous citrate, stannous malate, stannous glycinate, stannous carbonate, stannous phosphate, stannous pyrophosphate, stannous metaphosphate, or combinations thereof; and
- b. an acidic amino acid in free form, wherein the acidic amino acid comprises  
25 aspartic acid, glutamic acid, or a combination thereof.

In accordance with an aspect, there is provided an oral care composition, comprising:

- (i) from 0.1% to 2%, by weight of the composition, of a stannous ion source comprising stannous chloride, stannous fluoride, or a combination thereof;
- (ii) from 0.1% to 2%, by weight of the composition, of an acidic amino acid comprising aspartic  
30 acid, glutamic acid, or a combination thereof;
- (iii) from 0.2% to 2%, by weight of the composition, of a zinc ion source comprising zinc citrate, zinc gluconate, zinc lactate, or combinations thereof;
- (iv) from 0.5% to 1.5%, by weight of the composition, of a fluoride ion source comprising sodium fluoride, stannous fluoride, sodium monofluorophosphate, or combinations thereof;

- (v) from 0.01% to 5%, by weight of the composition, of a thickening agent comprising a thickening polymer, a thickening silica, or a combination thereof;
- (vi) from 5% to 25%, by weight of the composition, of a silica abrasive; and
- (vii) from 30% to 55%, by weight of the composition, of a humectant comprising sorbitol, glycerin, or a combination thereof;

5

wherein the oral care composition is a dentifrice composition.

These and other features of the present invention will become apparent to one skilled in the art upon review of the following detailed description when taken in conjunction with the appended claims.

10

#### BRIEF DESCRIPTION OF THE DRAWINGS

While the specification concludes with claims that particularly point out and distinctly claim the invention, it is believed the present invention will be better understood from the following description of the accompanying figures.

15

Figure 1 is a perspective view of an oral splint with Hydroxyapatite ("HA") disks attached thereto.

Figure 2 is a perspective view of the HA disk having grooves therein.

Figure 3 is a schematic of a cross sectional view of the groove with biofilm therein.

20

#### DETAILED DESCRIPTION OF THE INVENTION

##### Definitions

As used herein, the articles including "a" and "an" when used in a claim, are understood to mean one or more of what is claimed or described.

25

The terms "alleviate" and "alleviating" are used interchangeably and means minimizing, preventing, delaying, and/or treating at least one symptom of gum disease to effect positive change (*i.e.*, benefit) to the user.

The term "biofilms" as used herein means a matrix-enclosed bacterial population adherent to each other and/or to surfaces or interfaces in the oral cavity.

30

The term "comprising" as used herein means that steps and ingredients other than those specifically mentioned can be added. This term encompasses the terms "consisting of" and "consisting essentially of." The compositions of the present invention can comprise, consist of, and consist essentially of the essential elements and limitations of the invention described herein, as well as any of the additional or optional ingredients, components, steps, or limitations described herein.



The term "dentifrice" as used herein means paste, gel, powder, tablets, or liquid formulations, unless otherwise specified, that are used to clean the surfaces of the oral cavity.

The term "Gum Care" as used herein refers to inherent or promoted benefits of an oral care composition directed, principally, to alleviating one or more symptoms associated with an early stage of gum disease (*i.e.*, gingivitis). Such symptoms may include, for example bleeding gums; and red, swollen, or tender gums.

The term "Gum Health" as used herein refers to inherent or promoted benefits of an oral care composition to provide "Gum Care" benefits that include at least improve gingival wound healing, as well as, providing additional improve reduction of bacterial activity to mitigate the harmful effects of bacteria as it relates to gum disease, including gingivitis, periodontitis or both.

The term "improve reduction of bacterial activity" as used herein means reduce bacterial activity in the oral cavity as determined by the assay described in Example B.

The term "improve gingival wound healing" as used herein means reduce gum bleeding in the oral cavity as determined by the wound healing assay described in Example C.

The term "oral care composition" or "oral care compositions" as used herein means a product that in the ordinary course of usage is retained in the oral cavity for a time sufficient to contact some or all of the dental surfaces and/or oral tissues for purposes of oral activity. In one example, the composition provides a gum care benefit when used in the oral cavity. The oral care composition of the present invention may be in various forms including toothpaste, dentifrice, tooth gel, tooth powders, tablets, rinse, mouthwash, sub gingival gel, foam, mouse, chewing gum, lipstick, sponge, floss, prophy paste, petrolatum gel, denture adhesive, or denture product. In one example, the oral composition is in the form of a paste or gel. In another example, the oral composition is in the form of a dentifrice. The oral composition may also be incorporated onto strips or films for direct application or attachment to oral surfaces, or incorporated into floss.

The term "acidic amino acids" as used herein include not only naturally occurring acidic amino acids, such as aspartic acid, glutamic acid and the salts thereof, but also biologically acceptable amino acids that have an isoelectric point in range of pH 2.0 to 5.0. The biologically preferred acceptable amino acid has amino group and carboxyl group and preferably two carboxyl groups in the molecule or a functional derivative hereof, such as functional derivatives having an altered side chain albeit similar or substantially similar physio chemical properties. In a further embodiment, the 'acidic amino acid' are at minimum slightly water soluble and provide a pH of less than 7 in an aqueous solution (1g/1000ml at 25°C).

The term "amino acid", or "acidic amino acid" used herein the present invention refers to the amino acid including both in free form and salts form.

The term “partially water soluble” as used herein means a compound has a solubility of 1 g/1000 ml or more at 25°C.

The term “effective amount” as used herein means an amount of a compound or composition sufficient to induce a positive benefit, an oral health benefit, and/or an amount low enough to avoid serious side effects, i.e., to provide a reasonable benefit to risk ratio, within the sound judgment of a skilled artisan. In one example, “effective amount” means at least 0.01% of the material, by weight of the composition, alternatively at least 0.1%.

As used herein, the words "preferred", "preferably" and variants refer to embodiments of the invention that afford certain benefits, under certain circumstances. However, other embodiments may also be preferred, under the same or other circumstances. Furthermore, the recitation of one or more preferred embodiments does not imply that other embodiments are not useful, and is not intended to exclude other embodiments from the scope of the invention.

The term "promoting" as used herein means to promote and/or enhance the Gum Health benefits associated with using the oral care compositions of the present invention in the oral cavity.

The term "substantially free" as used herein refers to no intentional amount of that material is added to the composition or an amount of a material that is less than 0.05%, 0.01%, or 0.001% of the composition. The term “essentially free” as used herein means that the indicated material is not deliberately added to the composition, or preferably not present at analytically detectable levels. It is meant to include compositions whereby the indicated material is present only as an impurity of one of the other materials deliberately added. The term "free" as used herein refers to no reasonably detectable amount of that material is present in the composition.

The term "synergistic Gum Health benefit" as used herein means analytically measurable increases in any two Gum Health benefits that include at least improve gingival wound healing and improve reduction of bacterial activity in the oral cavity, that is more than additive.

The term "teeth" as used herein refers to natural teeth as well as artificial teeth or dental prosthesis.

The term "total water content" as used herein means both free water and water that is bound by other ingredients in the oral care composition.

All percentages, parts and ratios are based upon the total weight of the compositions of the present invention, unless otherwise specified. All such weights as they pertain to listed ingredients are based on the active level and, therefore do not include solvents or by-products that may be included in commercially available materials, unless otherwise specified.

All measurements referred to herein are made at 25 °C (*i.e.*, room temperature) unless otherwise specified.

### Oral Care Compositions

It has been surprisingly discovered that the combination of stannous ion (*i.e.*, an anti-bacterial agent) and an acidic amino acid (*e.g.*, aspartic acid or glutamic acid) in an oral care composition is particularly useful for promoting Gum Health benefits to users. In particular, the surprising discovery was that the penetration of the stannous ion into the biofilms is markedly improved when combined with the acidic amino acid. Without wishing to be bound by theory, the acidic amino acid contains both carboxylic and amine groups. It is believed that the stannous ions can bind strongly to these chemical moieties on amino acid to positively influence the penetration of stannous ions into the biofilms.

It has also been surprisingly found that the penetration depth and/or the penetration rate of stannous ions into the biofilms may be increased, or markedly increased, when formulated with acidic amino acid. In short, the presence of acidic amino acid in combination with stannous ion source in an oral care composition aids the composition's efficacy in mediating the harmful effects of the bacteria in the biofilms on the gums.

In one aspect, the present invention is directed to an oral care composition comprising: a) from 0.01% to 5%, preferably from 0.05% to 4%, more preferably from 0.1% to 2%, by weight of the composition, of a stannous ion source; b) from 0.01% to 10%, preferably from 0.05% to 5%, more preferably from 0.1% to 2%, by weight of the composition, of an acidic amino acid.

### Stannous Ion Source

The present invention relates to the above mentioned oral care compositions comprising, in a preferred example, the stannous ion source present in the amount of from 0.01% to 5%, preferably from 0.05% to 4%, or more preferably from 0.1% to 2%, by weight of the composition, to provide anti-bacterial effectiveness. The stannous ion source used herein may include any safe and effective stannous salt. Suitable examples of stannous ion source are selected from the group consisting of stannous chloride, stannous fluoride, stannous acetate, stannous gluconate, stannous oxalate, stannous sulfate, stannous lactate, stannous tartrate, stannous iodide, stannous chlorofluoride, stannous hexafluorozirconate, stannous citrate, stannous malate, stannous glycinate, stannous carbonate, stannous phosphate, stannous pyrophosphate, stannous metaphosphate, and combinations thereof. Preferably, the stannous ion source is selected from stannous fluoride, stannous chloride, and combinations thereof. In one preferred example, the stannous ion source comprises stannous chloride. In another preferred example, the stannous ion source comprises stannous fluoride.

### Acidic Amino acid

The oral care compositions of the present invention comprise an acidic amino acid. Preferably, the acidic amino acid has an isoelectric point in range of pH 2.0 to 5.0, that is at  
5 minimum slightly water soluble and provides a pH of less than 7 in an aqueous solution of (1g/1000ml at 25C). Preferably, acidic amino acids may include aspartic acid, glutamic acid, salts thereof, and combinations thereof. Alternatively, the acidic amino acids may be those biologically acceptable amino acids that are at minimum partially water-soluble with an isoelectric point in range of pH 2.0 to 5.0, for example, having an isoelectric point of 4.9, or 4.8, or 4.7, or 4.6, or 4.5,  
10 or 4.4., or 4.3, or 4.2, or 4.1, or 4.0, or 3.9, or 3.8, or 3.7, or 3.6, or 3.5, or 3.4, or 3.3, or 3.2, or 3.1, or 3.0, etc. in a 1g/1000mL aqueous solution at 25°C. Preferably the acidic amino acid is aspartic acid or glutamic acid, more preferably in its free form. If the acidic amino acid is in its salt form, suitable salts include salts known in the art to be pharmaceutically acceptable salts considered to be physiologically acceptable in the amounts and concentrations provided. Non-limiting examples  
15 of such salts include those derived from alkali metals such as potassium and sodium or alkaline earth metals such as calcium and magnesium. Preferably the acidic amino acid is present in the amount of from 0.01% to 10%, from 0.05% to 5%, yet more preferably from 0.1% to 2%, alternatively from 0.2% to 3%, by weight of the composition. In one preferred example, the acidic amino acid is aspartic acid. In another preferred example, the acidic amino acid is glutamic acid.

20 Alternatively, the oral care compositions of the present invention may comprise at least two acidic amino acid, which preferably selected from aspartic acid, glutamic acid, salts thereof or combinations thereof. In one preferred example, the oral care compositions of the present invention comprise aspartic acid and glutamic acid.

It has been discovered that the above-mentioned stability and discoloration problems can be  
25 resolved by adjusting the acidic amino acid concentration in the compositions. Surprisingly, the reduced levels of acidic amino acid (e.g. 1% vs. 5%) do not negatively impact its activity and/or efficacy for gingival wound healing due to the effect, potentially synergistic effect, of combining it with stannous ions in preferred oral care compositions of the present invention. Without wishing to be bound by theory, it is believed that stannous ions can bind strongly to these chemical moieties  
30 on the amino acid to positively influence the penetration to maintain sufficient efficacy at lower concentrations.

It has been surprisingly discovered that, the use of acidic amino acid together with stannous provides the end oral care product a stable quality (e.g., consistent visual appearance and no discoloration), compared with using basic amino acid (e.g. arginine). Without wishing to be bound

by theory, acidic amino acid has less amino group in the molecule than a basic amino acid, thus will reduce the reacting activity of amino group with sugars (e.g. sorbitol), which is believed a reason causing the undesirable browning of an oral care composition (e.g. a dentifrice) over time.

Furthermore, the introductions of amino acid provide gingival wound healing benefit and thus be able to minimize the use of other anti-bleeding agents, for example tranexamic acid, epsilon aminocaproic acid, and p-aminomethylbenzoic acid. In some preferred examples, the oral care composition of the present invention is substantially free of, preferably essentially free of, and more preferably free of, tranexamic acid, epsilon aminocaproic acid, and p-aminomethylbenzoic acid.

10

#### Zinc Ion Source

Optionally, but preferably, the oral care composition may further comprise from 0.1% to 5%, preferably from 0.2% to 2%, by weight of the composition, of a zinc ion source. Preferably, the zinc ion source is selected from the group consisting of zinc citrate, zinc chloride, zinc sulfate, zinc gluconate, zinc lactate, zinc phosphate, zinc oxide, zinc carbonate, and combinations thereof. More preferably, the zinc ion source is selected from zinc citrate, zinc gluconate, zinc lactate, and combinations thereof.

15

20

Alternatively, the oral care composition may comprise a source of zinc ions sufficient to provide from 0.1% to 1.5%, preferably from 0.15% to 1%, or more preferably from 0.2% to 0.5% zinc ions by weight of the composition. Insoluble or sparingly soluble zinc compounds, such as zinc oxide or zinc carbonate, can be used as the zinc source. Preferred zinc sources however are soluble zinc sources such as zinc chloride or zinc sulfate. More preferred zinc sources are those where the zinc is already combined with a suitable chelating agent in the form of a salt or other complex, such as zinc citrate, zinc gluconate, zinc lactate and zinc glycinate. Especially preferred sources of zinc ions are zinc citrate, zinc gluconate, zinc lactate and mixtures thereof.

25

30

The oral care compositions of the present invention may optionally also include other anti-bacterial agents, preferably present in an amount of from 0.035% or more, from 0.05% to 2%, from 0.1% to 1%, by weight of the composition. Examples of these other anti-bacterial agents may include non-cationic anti-bacterial agents such as, for example, halogenated diphenyl ethers, phenolic compounds including phenol and its homologs, mono and poly-alkyl and aromatic halophenols, resorcinol and its derivatives, xylitol, bisphenolic compounds and halogenated salicylanilides, benzoic esters, and halogenated carbanilidies. Other useful anti-bacterial agents are enzymes, including endoglycosidase, papain, dextranase, mutanase, and combinations thereof.

In another example, the other anti-bacterial agent can include triclosan (5-chloro-2-(2,4-dichlorophenoxy)phenol).

### Thickening Agent

5           The oral care compositions of the present invention may comprise a thickening agent. Preferably the oral care composition comprises from 0.1% to 5%, preferably from 0.8% to 3.5%, more preferably from 1% to 3%, yet still more preferably from 1.3% to 2.6%, by weight of the composition, of the thickening agent.

10           Preferably the thickening agent comprises a thickening polymer, a thickening silica, or a combination thereof. Yet more preferably, when the thickening agent comprises a thickening polymer, the thickening polymer is selected from a charged carboxymethyl cellulose, a non-ionic cellulose derivative, a linear sulfated polysaccharide, a natural gum, polymers comprising at least a polycarboxylated ethylene backbone, and combinations thereof.

15           In one example the thickening silica is obtained from sodium silicate solution by destabilizing with acid as to yield very fine particles. One commercially available example is ZEODENT® branded silicas from Huber Engineered Materials (e.g., ZEODENT® 103, 124, 113 115, 163, 165, 167).

20           Preferably the linear sulfated polysaccharide is a carrageenan (also known as carrageenin). Examples of carrageenan include Kappa-carrageenan, Iota-carrageenan, Lambda-carrageenan, and combinations thereof.

25           In one example the CMC is prepared from cellulose by treatment with alkali and monochloroacetic acid or its sodium salt. Different varieties are commercially characterized by viscosity. One commercially available example is Aqualon™ branded CMC from Ashland Special Ingredients (e.g., Aqualon™ 7H3SF; Aqualon™ 9M3SF Aqualon™ TM9A; Aqualon™ TM12A).

30           Preferably a natural gum is selected from the group consisting of gum karaya, gum arabic (also known as acacia gum), gum tragacanth, xanthan gum, and combination thereof. More preferably the natural gum is xanthan gum. Xanthan gum is a polysaccharide secreted by the bacterium *Xanthomonas campestris*. Generally, xanthan gum is composed of a pentasaccharide repeat units, comprising glucose, mannose, and glucuronic acid in a molar ratio of 2:2:1, respectively. The chemical formula (of the monomer) is C<sub>35</sub>H<sub>49</sub>O<sub>29</sub>. In one example, the xanthan gum is from CP Kelco Inc (Okmulgee, US).

          Preferably, the non-ionic cellulose or derivative thereof has an average molecular weight range of 50,000 to 1,300,000 Daltons, and preferably an average degree of polymerization from

300 to 4,800. More preferably, the non-ionic cellulose or derivative thereof is hydroxyethyl cellulose ("HEC").

Preferably the polymer comprising at least a polycarboxylated ethylene backbone is selected from the group consisting of: co-polymers of maleic anhydride with methyl vinyl ether having a  
5 molecular weight of 30,000 to 1,000,000 Daltons; homo-polymers of acrylic acid; and co-polymers of maleic acid and acrylic acid or methacrylic.

The co-polymers of maleic anhydride with methyl vinyl ether are at least one of: Gantrez AN139 (M.W. 500,000 daltons), Gantrez AN119 (M.W. 250,000 daltons), or S-97 Pharmaceutical Grade (M.W. 70,000 daltons); and the homo-polymers of acrylic acid and co-polymers of maleic  
10 acid and acrylic acid or methacrylic acid are at least one of: Acusol 445, Acusol 445N, Accusol 531, Acusol 463, Acusol 448, Acusol 460, Acusol 465, Acusol 490, Sokalan CP5, Sokalan CP7, Sokalan CP45, or Sokalan CP12S; and (v) combinations thereof .

In an example, the GANTREZ™ series of polymers are co-polymers of maleic anhydride with methyl vinyl ether having a molecular weight (M.W.) of 30,000 daltons to 1,000,000 daltons.  
15 These co-polymers are available for example as GANTREZ™ AN139 (M.W. 500,000 daltons), AN119 (M.W. 250,000 daltons) and S-97 Pharmaceutical Grade (M.W. 70,000 daltons), from Ashland Chemicals (Kentucky, USA).

In another example, the ACUSOL™ and the SOKALAN series of polymers include homopolymers of acrylic acid and copolymers of maleic acid and acrylic acid or methacrylic.  
20 Examples are 0:1000 to 1000:0 copolymers of maleic acid with acrylic acid having a molecular weight (M.W.) of about 2,000 to about 1,000,000. These copolymers are commercially available as ACUSOL™ 445 and 445N, ACUSOL™ 531, ACUSOL™ 463, ACUSOL™ 448, ACUSOL™ 460, ACUSOL™ 465, ACUSOL™ 497, ACUSOL™ 490 from Dow Chemicals (Michigan, USA) and as Sokalan® CP 5, Sokalan® CP 7, Sokalan® CP 45, and Sokalan® CP 12 S from BASF (New  
25 Jersey, USA).

In another example, the crosslinked polyacrylic acid (PAA) polymer is a generic term for the synthetic high molecular weight polymers of acrylic acid. These may be homopolymers of acrylic acid, crosslinked with an allyl ether pentaerythritol, allyl ether of sucrose or allyl ether of propylene. And, in a water solution at neutral pH, PAA is an anionic polymer, i.e. many of the side  
30 chains of PAA will lose their protons and acquire a negative charge. Carbopol®-type polymers, such as Carbopol®, Pemulen® and Noveon®, are polymers of acrylic acid, crosslinked with polyalkenyl ethers or divinyl glycol. Carbomer commercial codes, e.g. 940™, indicate the molecular weight and the specific components of the polymer.

### Anti-Caries Agent

Optionally, but preferably, the oral care compositions may include an effective amount of an anti-caries agent. In one aspect, the anti-caries agent is a fluoride ion source. Suitable examples of fluoride ions may be selected from a source comprising stannous fluoride, sodium fluoride, potassium fluoride, sodium monofluorophosphate ("MFP"), indium fluoride, amine fluoride, zinc fluoride, and mixtures thereof. Preferably, the fluoride ion source is selected from sodium fluoride, stannous fluoride, MFP, or combinations thereof. The fluoride ion source may be present in an amount of from 0.0025% to 10%, or from 0.05% to 4%, or from 0.1% to 2%, or preferably from 0.2% to 1.5%, by weight of the composition, to provide anti-caries effectiveness. In certain examples, the fluoride ion source can be present in an amount sufficient to provide fluoride ions concentration in the composition at levels from 25 ppm to 25,000 ppm, generally at least from 500 ppm to 1600 ppm, for example 1100 ppm or 1450 ppm. The appropriate level of fluoride will depend on the particular application. A toothpaste for general user would typically have about 1000 to 1500 ppm, with pediatric toothpaste having somewhat less.

### pH

The pH of the oral care composition of the present invention may be from 4.5 to 11, preferably from pH 5 to 10. In some preferred examples, the pH of the oral care compositions may be from pH 5.0 to 7.2. Alternatively, the oral care composition may have a pH of from 7.5 to 9, or 8 to 10. In some examples, the pH is from 5.0 to 7.0, alternatively from pH 5.5 to less than pH 7.0, *e.g.*, pH 6.9, or pH 6.8, or pH 6.7, or pH 6.6, or pH 6.5, or pH 6.4, or pH 6.3, or pH 6.2, or pH 6.2, or pH 6.1, or pH 6.0, or pH 5.9, or pH 5.8, or pH 5.7, or pH 5.6, or pH 5.5.

The pH is typically measured using a ratio of 1:3 of paste:water, whereby 1 gram of the oral care composition (*e.g.*, toothpaste) is mixed into 3 grams of deionized water, and then the pH is assessed with an industry accepted pH probe that is calibrated under ambient conditions. The pH is measured by a pH meter with Automatic Temperature Compensating (ATC) probe. For purposes of clarification, although the analytical method describes testing the oral care composition when freshly prepared, for purposes of claiming the present invention, the pH may be taken at any time during the product's reasonable lifecycle (including but not limited to the time the product is purchased from a store and brought to the user's home).

After each usage the electrode should be washed free from the sample solution with water. Remove any excess water by wiping with a tissue, such as Kimwipes or equivalent. When electrode is not in use, keep electrode tip immersed in pH 7 buffer solution or electrode storage solution. Equipment details are as follows:

pH Meter: Meter capable of reading to 0.01 or 0.001 pH units.



Electrode: Orion Ross Sure-Flow combination: Glass body - VWR #34104-834/Orion #8172BN or VWR#10010-772/Orion #8172BNWP.

Epoxy body - VWR #34104-830/Orion #8165BN or VWR#10010-770/Orion #8165BNWP.

5 Semi-micro, epoxy body - VWR #34104-837/Orion #8175BN or VWR#10010-774/Orion #3175BNWP.

Orion PerpHect combination: VWR #34104-843/Orion #8203BN semi-micro, glass body.

ATC Probe: Fisher Scientific, Cat. # 13-620-16.

10

### pH Modifying Agent

The oral care compositions herein may optionally include an effective amount of a pH modifying agent, alternatively wherein the pH modifying agent is a pH buffering agent. The pH modifying agents, as used herein, refer to agents that can be used to adjust the pH of the oral care compositions to the above-identified pH range. The pH modifying agents include hydrochloric acid, alkali metal hydroxides, ammonium hydroxide, organic ammonium compounds, carbonates, sesquicarbonates, borates, silicates, phosphates, imidazole, and mixtures thereof.

Specific pH modifying agents include monosodium phosphate (monobasic sodium phosphate), trisodium phosphate (sodium phosphate tribasic dodecahydrate or TSP), sodium benzoate, benzoic acid, sodium hydroxide, potassium hydroxide, alkali metal carbonate salts, sodium carbonate, imidazole, pyrophosphate salts, polyphosphate salts both linear and cyclic form, sodium gluconate, lactic acid, sodium lactate, citric acid, sodium citrate, phosphoric acid.

In one example, 0.01% to 3%, preferably from 0.1% to 1% of TSP by weight of the composition, and 0.001% to 2%, preferably from 0.01% to 0.3% of monosodium phosphate by weight of the composition is used. Without wishing to be bound by theory, TSP and monosodium phosphate may have calcium ion chelating activity and therefore provide some monofluorophosphate stabilization (in those formulations containing monofluorophosphate).

### Water

30 Water is commonly used as a carrier material in oral care compositions due to its many benefits. For example, water is useful as a processing aid, is benign to the oral cavity and assists in quick foaming of toothpastes. Water may be added as an ingredient in its own right or it may be present as a carrier in other common raw materials such as, for example, sorbitol and sodium lauryl sulfate.

In some examples, the oral care compositions herein may include from 10% to 70%, or preferably from 15% to 30%, by weight of the composition, of total water content. The term "total water content" as used herein means the total amount of water present in the oral care composition, whether added separately or as a solvent or carrier for other raw materials but excluding that which  
5 may be present as water of crystallization in certain inorganic salts. Preferably, the water is USP water.

Alternatively, in other examples, the oral care compositions herein may include from 0% to 5%, by weight of the composition, of total water content. For example, the oral care composition may be substantially free of water, preferably free of water.

10

#### Surfactant

Optionally, but preferably, the oral care compositions comprise a surfactant. The surfactant may be selected from anionic, nonionic, amphoteric, zwitterionic, cationic surfactants, or combinations thereof, preferably the surfactant is anionic, more preferably the anionic surfactant  
15 is sodium lauryl sulfate (SLS). An example of a zwitterionic surfactant is cocamidopropyl betaine. The oral care composition may contain one, two, or more surfactants. The composition may include a surfactant at a level of from 0.1% to 20%, preferably from 1% to 10%, by weight of the total composition.

#### 20 Humectants

The oral care compositions herein may include humectants present in the amount of from 0% to 70%, or from 15% to 55%, by weight of the compositions. Humectants keep oral care compositions from hardening upon exposure to air and certain humectants may also impart desirable sweetness of flavor to oral care compositions. Suitable examples of humectants may  
25 include glycerin, sorbitol, polyethylene glycol, propylene glycol, xylitol, trimethyl glycine, and mixtures thereof. Other examples may include other edible polyhydric alcohols. In some examples, the humectant is selected from sorbitol, glycerin, and combinations thereof. Preferably the humectant is sorbitol. In an example, the composition comprises from 10% to 66%, alternatively from 30% to 55%, of humectant by weight of the composition.

30

#### Abrasives

The oral care composition comprises an effective amount of an abrasive. Examples of abrasives include a calcium-containing abrasive, a silica, or combinations thereof. If containing a calcium-containing abrasive, the calcium-containing abrasive is preferably selected from the group

consisting of calcium carbonate, dicalcium phosphate, tricalcium phosphate, calcium orthophosphate, calcium metaphosphate, calcium polyphosphate, calcium oxyapatite, sodium carbonate, sodium bicarbonate, and combinations thereof. If a silica, preferably the silica is a precipitated silica (e.g., sodium silicate solution by destabilizing with acid as to yield very fine particles) such as those from the ZEODENT® series from Huber Engineered Materials (e.g., ZEODENT® 103, 124, 113 115, 163, 165, 167). It is acknowledged that some of these silicas (e.g., synthetic amorphous silica) can perform both abrasive and thickening functions, but are included herein under the term “abrasive” for purposes of the present invention. Preferably the oral care composition comprises from 1% to 35%, more preferably from 5% to 25% of abrasive, by weight of the composition.

#### Flavoring Agent

The oral care composition herein may include from 0.01% to 5%, preferably from 0.1% to 2%, by weight of the composition, of a flavoring agent. Examples of suitable flavoring agent that may be used in the oral care composition include those described in U.S. Patent No. 8,691,190; Haught, J.C., from column 7, line 61 to column 8, line 21. In some examples, the flavoring agent may be selected from methyl salicylate, menthol, eugenol and cineol. In some examples, the oral care composition may comprise a flavor mixture which is free of or substantially free of methyl salicylate, menthol, eugenol and cineol.

#### Sweetener

The oral care compositions herein may include a sweetening agent. The sweetening agent is generally present in the oral care compositions at levels of from 0.005% to 5%, by weight of the composition. Suitable examples of sweetener include saccharin, dextrose, sucrose, lactose, xylitol, maltose, levulose, aspartame, sodium cyclamate, D-tryptophan, dihydrochalcones, acesulfame, sucralose, neotame, and mixtures thereof. Other suitable examples of sweetener are described in U.S. Patent No. 8,691,190; Haught, J.C. from column 9, line 18 to column 10, line 18.

#### Coloring Agents

The oral care compositions herein may include a coloring agent present in the amount of from 0.001% to 0.01%, by weight of the compositions. The coloring agent may be in the form of an aqueous solution, preferably 1% coloring agent in a solution of water. Suitable examples of coloring agents may include pigments, peeling agents, filler powders, talc, mica, magnesium carbonate, calcium carbonate, bismuth oxychloride, zinc oxide, and other materials capable of

creating a visual change to the oral care compositions. Other suitable examples may include titanium dioxide (TiO<sub>2</sub>). Titanium dioxide is a white powder which adds opacity to the compositions and is generally present in the oral care compositions at levels of from 0.25% to 5%, by weight of the composition.

5

#### Other Ingredients

The present oral care composition can comprise the usual and conventional ancillary components that are known to one skilled in the art. Optional ingredients include, for example, but are not limited to, anti-plaque agent, anti-sensitivity agent, whitening and oxidizing agent, anti-inflammatory agent, anti-calculus agent, chelating agent, tooth substantive agent, analgesic and anesthetic agent. It will be appreciated that selected components for the oral care compositions must be chemically and physically compatible with one another.

#### 15 Method of Use

In one aspect, the present invention relates to a method for cleaning or polishing teeth in a subject. The method of cleaning or polishing herein comprises contacting a subject's teeth with the oral care compositions according to the present invention.

20 In another aspect, the present invention also relates to a method of promoting Gum Health in a subject comprising administering to the subject's oral cavity an oral care composition according to the present invention, wherein preferably the administering occurs at least once a day, more preferably at least twice a day.

In yet another aspect, the present invention relates to a use of acidic amino acid for making an oral care composition for promoting Gum Health in a subject. Preferably, the method of promoting Gum Health occurs at least within a period selected from the group consisting of:

- a) from time 0 hours to 72 hours;
- b) from time 0 hours to 48 hours;
- c) from time 0 hours to 24 hours;

25 wherein time 0 hour is the time when the oral care composition according to the present invention is administrated.

30 In yet another aspect, the present invention also relates to a method of promoting Gum Health, wherein promoting Gum Health comprises:

- (i) improving gingival wound healing in the oral cavity; and
- (ii) improve reduction of bacterial activity in the oral cavity.

The methods as described above may be by brushing (*e.g.*, toothbrushing) with an oral care composition (*e.g.*, dentifrice) or rinsing with an oral care composition (*e.g.*, dentifrice slurry or mouth rinse). The oral care compositions may be applied neat or *via* a delivery apparatus such as, for example, a toothbrush. Other methods include contacting the topical oral gel, mouth spray, toothpaste, dentifrice, tooth gel, tooth powders, tablets, subgingival gel, foam, mouse, chewing gum, lipstick, sponge, floss, petrolatum gel, or denture product or other form with the subject's teeth and oral mucosa. Depending on the embodiment, the oral care composition may be used as frequently as toothpaste, or may be used less often, for example, weekly, or used by a professional in the form of a prophylactic paste or other intensive treatment.

10

### EXAMPLES

The following examples and descriptions further clarify embodiments within the scope of the present invention. These examples are given solely for the purpose of illustration and are not to be construed as limitations of the present invention as many variations thereof are possible without departing from the spirit and scope.

15

#### Example A: Examples 1 to 8

Examples 1 to 8 are dentifrice compositions shown below with amounts of components in wt%. They may be suitably prepared by conventional methods chosen by the formulator. Examples 1 - 2 and 4 - 6 are inventive formulations according to the present invention, made with a stannous ion source and a single acidic amino acid (*e.g.*, aspartic acid, or glutamic acid) at different concentrations, respectively. Examples 3 and 7 are inventive formulations made with stannous chloride and combination of two acidic amino acids (*e.g.*, aspartic acid and glutamic acid). In parallel, Comparative formulation example 8 without the acidic amino acid is prepared. All of the compositions are prepared by admixture of the components in Tables 1 and 2, in the proportions indicated.

25

Table 1: Inventive Compositions Examples 1 to 7

Ingredients	Amount (Wt%)						
	Ex. 1	Ex. 2	Ex. 3	Ex. 4	Ex. 5	Ex. 6	Ex. 7
Sorbitol Solution 70% (Archer Daniels Midland)	48.000	48.00	48.000	48.000	48.000	-	48.000
Sodium Fluoride	0.321	0.321	0.321	0.321	0.321	-	0.321
Glutamic Acid	2.00	-	2.00	-	-	2.00	0.50
Aspartic Acid	-	2.00	2.00	0.50	8.0	-	0.50

Glycerin	-	-	-	-	-	35.500	-
Propylene Glycol	-	-	-	-	-	7.000	-
PEG-6	-	-	-	-	-	7.000	-
Sodium Polyphosphate	-	-	-	-	-	13.000	-
Trosodium Phosphate Dodecahydrate	-	-	-	-	-	1.100	-
Stannous Fluoride	-	-	-	-	-	0.454	-
Zinc Lactate Dihydrate	-	-	-	-	-	1.900	-
Zinc Citrate	0.533	0.533	0.533	0.533	0.533	-	0.533
Stannous Chloride Dihydrate	1.160	1.160	1.160	1.160	1.160	0.462	1.160
Sodium Gluconate	1.064	1.064	1.064	1.064	1.064	1.099	1.064
Xanthan Gum	0.875	0.875	0.875	0.875	0.875	0.250	0.875
Carrageenan Mixture Iota Silica	1.500	1.500	1.500	1.500	1.500	0.600	1.500
Silica Abrasive	16.000	16.000	16.000	16.000	16.000	25.000	16.000
Thickening Silica	-	-	-	-	-	0.750	-
Sodium Lauryl Sulfate (28% soln.)	7.500	7.500	7.500	7.500	7.500	3.400	7.500
Sodium Saccharin	0.300	0.250	0.300	0.300	0.250	0.700	0.250
Flavor/ sensate oils	1.100	1.100	1.100	1.100	1.100	1.200	1.100
Sodium Hydroxide	0.980	0.980	0.980	0.980	0.980	-	0.980
Water and minors (e.g., color soln.)	q.s.	q.s.	q.s.	q.s.	q.s.	qs	q.s.
Total	100%	100%	100%	100%	100%	100%	100%
Target pH	6.5	6.5	6.5	6.5	6.5	5.7	6.5

**Table 2: Comparative Compositions Example 8**

<b>Ingredients</b>	<b>Ex. 8</b>
Sorbitol Solution 70%	48.000
Sodium Fluoride	0.321
Glutamic Acid	-
Zinc Citrate	0.533
Stannous Chloride Dihydrate	1.160
Sodium Gluconate	1.064
Xanthan Gum	0.875
Carrageenan Mixture Iota Silica	1.500
Silica Abrasive	16.000

Sodium Lauryl Sulfate (28% soln.)	5.000
Sodium Saccharin	0.300
Flavor	1.100
Sodium Hydroxide	0.980
Water and minors (e.g., color soln.)	q.s.
Total	100%
Target pH	6.0

Example B. – Assay for Measuring Improve Penetration of Anti-Bacterial Agent in the Biofilms

In order to determine improved penetration of anti-bacterial agent in the biofilms, the following assay is used to assess penetration efficiency of stannous ions with bacteria via measurement of co-localization percentage in *in situ* plaque biofilms for inventive oral care compositions of the present invention and controls. Details of the assay are described below.

(a) Substrate for Biofilm Growth

Hydroxyapatite ("HA") disks are used for *in situ* growth of biofilms. The HA disks are designed having three parallel grooves (*i.e.*, 200  $\mu\text{m}$  wide; 200  $\mu\text{m}$  deep for two sides' grooves; while 500  $\mu\text{m}$  wide and 500  $\mu\text{m}$  deep for the middle groove) in each disk. When attaching disks to subject's mouth, keep these grooves vertical, to mimic interproximal gap between teeth, which is the hard-to-clean area where plaque generally tends to accumulate. This model allows the collection of undisturbed plaque from the grooves. HA disks are manufactured by Shanghai Bei'erkang biomedicine limited company.

(b) Wearing the Splint

Human subjects wear the splint. Each subject wears up to 12 HA disks on the splint to ensure that, at least, 9 HA disks are available after 48 hours. A non-limiting example of such a splint and HA disks are shown in Figure 1. With reference to Figure 1, the device (1) holds a plurality of HA disks (2a-2d). In a specific example, and with reference to Figure 2, the HA disk (201) has three parallel grooves (203) (the two sides' grooves (203a and 203c) are 300  $\mu\text{m}$  wide and 300  $\mu\text{m}$  deep; while the middle groove (203b) (in between the two side grooves) is 500  $\mu\text{m}$  wide and 500  $\mu\text{m}$  deep). The middle groove is designed wider and deeper than the two sides' grooves so that the HA disk can be more easily separated into two identical half-disks for head-to-head comparison purposes. Figure 3 is a schematic of a cross-sectional view of the groove (2003) with biofilm (2005) therein. Further details of the HA disks are described in US2017/0056531 (e.g. paragraphs [0019] - [0020]).

Although not shown in Figure 3, the disks can be positioned such that the recede is in the inter-dental space between the teeth (since this location is prone to plaque (given the difficulty in cleaning, etc.)). The subjects withdraw the splint only during meals (the splint stored in an opaque container in humid conditions) and to perform oral hygiene procedures. Immediately thereafter, the splint is worn again. Subjects are asked to use a straw when drinking.

(c) In-situ Biofilms Release from HA Desk

All HA disks are removed from the splint at 48 hours by tweezers. Tweezers are used to hold the edge of HA chips and transfer the HA disk to a 2 mL centrifuge tube containing phosphate buffered saline (PBS) solution. Tweezers are washed thoroughly (water; 75% alcohol; and then deionized water) before every disk transfer.

(d) Preparation of Toothpaste Supernatant

15 grams of deionized water is added to 5 grams toothpaste (using any one of the inventive Composition Examples 1-7, Comparative Composition Example 8. After stirring thoroughly, the mixture is centrifuge at 12,000 RPM for 20 minutes. The supernatant is prepared one day before usage and stored at 4 °C.

(e) Confocal Laser Scanning Microscopy

After the HA disks are removed from the splint. The HA disks are used for *ex vivo* treatment by the different inventive and comparative compositions. After being treated with the subject supernatant and labeled with microbial fluorescent probe and stannous fluorescent probe (such as described in US2018/0072944A1; Shi *et al.*), the biofilms in the grooves are measured by confocal laser scanning microscopy ("CLSM") (as described below). Preferably, the stannous fluorescent probe is *tert*-butoxy-carboxamide, N-[3',6'-bis(diethylamino)-3-oxospiro[1H-isoindole-1,9'-[9H]xanthen]-H)-yl] (available from Dr. Tao Yi, Fudan University, Shanghai, China). Preferably, the microbial fluorescent probe is the Molecular Probes™ LIVE/DEAD® BacLight™ system (available from Thermo Fisher).

(f) Disk Preparation

The HA disks are rinsed in PBS solution and each HA disk is divided into two halves by tweezers. Thereafter, each half-disk is placed into 500-1000 μL of PBS solution statically for 1 minute. Each disk is treated for two minutes by either PBS solution or toothpaste supernatant. Each disk is washed by holding each disk with tweezers, shaken for ten rounds of back and forth in 1 mL of PBS solution, and then this washing cycle is repeated. Then each disk is immersed into 500-1000 μL PBS solution statically for 5 minutes.

(g) Fluorescence Staining and Microscopy



After treatment and immersing, each half-disk is stained with the Sn probe together with Syto-9 probe (containing 5  $\mu$ M Syto-9 and 5  $\mu$ M Sn probe) for 30 minutes in the dark. After staining, each disk is immersed into 500-1000  $\mu$ L PBS solution statically for 2 minutes. The disks are washed again, by holding each disk with tweezers, shaken for five rounds of back and forth in 1 mL PBS solution, and repeated. For SYTO-9/Sn dye stained samples, the following parameters are used:  $\lambda_{ex}$  = 488 nm/543 nm,  $\lambda_{em}$  = 500/580 nm, 20X objective lens, and scanning from bottom of surface bacteria for 60  $\mu$ m with step size = 3  $\mu$ m.

(h) Confocal Laser Scanning Microscopy

The Leica™ TCS SP8 AOBS spectral confocal microscope is used. The confocal system consists of a Leica™ DM6000B upright microscope and a Leica™ DMIRE2 inverted microscope. An upright stand is used for applications involving slide-mounted specimens; whereas the inverted stand, having a 37 °C incubation chamber and CO<sub>2</sub> enrichment accessories, provides for live cell applications. The microscopes share an exchangeable laser scan head and, in addition to their own electromotor-driven stages, a galvanometer-driven high precision Z-stage which facilitates rapid imaging in the focal (Z) plane. In addition to epifluorescence, the microscopes support a variety of transmitted light contrast methods including bright field, polarizing light and differential interference contrast, and are equipped with 5x, 20x, 40x, 63x (oil and dry) and 100x (oil) Leica™ objective lenses.

The laser scanning and detection system is described. The TCS SP8 AOBS confocal system is supplied with four lasers (one diode, one argon, and two helium neon lasers) thus allowing excitation of a broad range of fluorochromes within the UV, visible and far red ranges of the electromagnetic spectrum. The design of the laser scan head, which incorporates acousto-optical tunable filters ("AOTF"), an acousto-optical beam splitter ("AOBS") and four prism spectrophotometer detectors, permits simultaneous excitation and detection of three fluorochromes. The upright microscope also has a transmission light detector making it possible to overlay a transmitted light image upon a fluorescence recording.

Leica™ Confocal software is used. The confocal is controlled *via* a standard Pentium PC equipped with dual monitors and running Leica™ Confocal Software. The Leica Confocal Software provides an interface for multi-dimensional image series acquisition, processing and analysis, that includes 3D reconstruction and measurement, physiological recording and analysis, time-lapse, fluorochrome co-localization, photo-bleaching techniques such as FRAP and FRET, spectral immixing and multicolour restoration. Regarding image analysis, the SYTO-9/Sn dye stained samples are chosen to quantify overlap efficiency of red and green pixels. Using the software, the pixel overlaps of "green" bacterial probes and that of "red" stannous probes are

identified, and then this value is divided by all non-black pixels (that include non-overlapping stannous probes) to provide a co-localization percentage of stannous in bacteria. Generally, the higher this co-localization percentage, the more efficacious the oral care product is in delivering stannous into bacteria. (See Xiang J, Li H, Pan B, Chang J, He Y, He T, Strand R, Shi Y, Dong W. 5 (2018) Penetration and Bactericidal Efficacy of Two Oral Care Products in an Oral Biofilm Model. *Am J Dent*, Vol. 31, Issue 1: 53-60)

Results: Subjects are treated with the Inventive Composition Ex. 1 (*i.e.*, Sn + 2.00% Glutamic Acid), Ex. 2 (*i.e.*, Sn + 2.00% Aspartic Acid), Comparative Composition Ex. 8 (*i.e.*, Sn only), and the Control Ex. (PBS) as negative control. The results are provided in Table 3.

10 Table 3 –Active Penetration Rate in Biofilm

	<b>Sn Co-localization Rate (%)</b>
Inventive Composition Ex. 1	35.4
Inventive Composition Ex. 2	77.7
Comparative Composition Ex. 8	25.7
Control Ex. (PBS)	0

The results demonstrate the markedly higher stannous co-localization percentage with the Inventive Composition Ex. 1 (35.4%), Inventive Composition Ex. 2 (77.7%) over the Control Composition Ex. 8 (25.7%) and the Control Ex. PBS (0%). In effect this data supports the improved penetration of the stannous ion into the biofilms when combined with an acidic amino acid (*e.g.*, glutamic acid and aspartic acid) over the comparative example without an acidic amino acid. 15

Example C. – Assay for Measuring Improved Wound Healing of Human Gingival Fibroblasts

20 *In-vitro* human gingival fibroblasts are used to assess the effects of wound healing migration as a result of treatment with Inventive Compositions and Comparative Compositions. The method involves three stages:

Stage 1 - Culturing Primary Human Gingival Fibroblasts ("HGF")

Human gingival fibroblasts are collected from tooth extraction patients and washed with 5 25 mL of PBS. The tissues are chopped into small pieces and placed into 15 mL centrifuge tube. The samples are digested with equal amounts of 1 mL 8% dispase and 1 mL 6% collagenase for 1 hr at 37 °C, during which time the samples need to be shaken every 15 minutes. Once the digestion process is complete, the tube is centrifuged at 1100 RPM for 6 minutes at room temperature. After centrifugation, a pellet of cells is formed in the bottom of the tube separating them from the

supernatant solution. Then the supernatant is discarded and the cell pellet is suspended in 3 mL of fresh Minimum Essential Medium ("MEM", available from Thermo Fisher) culture media then transferred to a petri dish. The petri dish with cells are placed in the incubator at 37 °C with 5% CO<sub>2</sub> for about 10 days. The petri dish is checked for changes in media color every two days. Fresh culture media is replaced if changes in media color occurred.

#### Stage 2 – Sub-Culturing Human Gingival Fibroblast

When there is 80-90% cell monolayer coverage of the petri dish, then the present culture media is removed and washed with 5 mL of PBS. 1 mL 0.25% trypsin-EDTA solution is added and the cells sit for about 1-2 minutes at 37 °C until the cells are visibly round-shaped. It may be necessary to tap the petri dish to remove any sticky cells from the petri dish surface. At least 1 mL of fresh MEM culture media is added to inactivate the trypsin and the cells are collected into a 15 mL centrifuge tube. The tube is then centrifuged at 1100 RPM for 6 minutes at room temperature. The supernatant is discarded and cell pellet is re-suspended in 4 mL of fresh MEM culture media in the same centrifuge tube. 4 petri dishes are each placed with 1 mL cell suspension and 9 mL fresh MEM culture media in the incubator at 37 °C with 5% CO<sub>2</sub> for about 3-5 days until 80-90% cell monolayer coverage on the petri dishes are observed. This stage should be repeated 2-4 times before the wound healing assay to achieve the highest cell viability.

#### Stage 3 - Wound Healing Assay

When there is 80-90% cell monolayer coverage on the petri dishes, the present culture media is removed and washed with 5 mL of PBS. 1 mL 0.25% trypsin-EDTA solution is added and the cells sit for about 1-2 minute at 37 °C until the cells are visibly round-shaped. It may be necessary to tap the culture petri dish to remove any sticky cells from the petri dish surface. At least 1 mL of fresh MEM culture media is added to inactivate the trypsin and the cells are collected into a 15 mL centrifuge tube. The tube is then centrifuged at 1100 RPM for 6 minutes at room temperature. The supernatant is discarded and cell pellet is re-suspended in 6 mL of fresh MEM culture media. 1 mL cell suspension and 1 mL fresh MEM culture media are respectively added into each well of a 6-well plate. The plates are incubated at 37 °C with 5% CO<sub>2</sub> until 50-70% cell monolayer coverage is formed. The outer bottoms of wells are then marked with a line in middle as the reference line during image acquisition. A wound is created manually by scraping the right half of cell monolayer with a sterilized 1 mL pipette tip. The cells are washed with 2 mL PBS to remove any suspended cells until no suspended cells are visible. 2 mL culture media, and 2 mL culture media containing 1% Comparative Compositions or 2 mL culture media containing 1% Inventive Compositions are added to the wells.

High density digital images of the HGF are captured with an Olympus® IX71 digital SLR camera with an Olympus® UIS2 WHN10X objective lens. The first images are acquired at time 0 hr (*i.e.*, Baseline) by using the middle line markings on the plates as a reference line. The plates are then incubated at 37 °C with 5% CO<sub>2</sub> for varying time intervals as described below. The matched photographed region is acquired as previously, and images are acquired at later time intervals (*e.g.*, 24 hrs, 48 hr, 72 hrs, etc.) after baseline to assess the cell coverage (%) as an indication of the wound healing performance under the different treatment legs. Images are evaluated by Wimasis® WimScratch software (available from Wimasis GmbH, Germany) to determine the degree (*i.e.*, percentage) of HGF cell coverage (*i.e.*, wound healing) pass the marked wound boundary, as compared to the matching baseline image for each sample. WimScratch software utilizes advanced edge detection and overlay techniques to recognize cells and blank area, *i.e.* the green overlay in the image represents the cell-covered area of the particular image and the grey area represents the wound area. The readout is presented for both area and is normalized as percent of total area.

**Results:** With reference to Table 4 below, the results show that the Inventive Composition Ex. 1 containing 2.00% Glutamic Acid and Ex. 2 containing 2.00% Aspartic Acid effectively improves the wound healing through increased cell coverage (*i.e.* 14.93% = 64.93% total coverage – 50.00% baseline) post the marked wound border in baseline relative to the lower cell coverage (8.00% = 58.00% total coverage – 50.00% baseline) for the HGF treated with the Comparative Composition Ex. 8 without an acidic amino acid.

**Table 4: Wound Healing Increase 24 hrs, 48hrs, 72hrs Post-Treatment**

	<u>24h</u>	<u>48h</u>	<u>72h</u>
Inventive Composition Ex. 1	<u>14.93%</u>	<u>18.67%</u>	<u>20.83%</u>
Inventive Composition Ex. 2	<u>15.73%</u>	<u>20.77%</u>	<u>27.70%</u>
Comparative Composition Ex. 8	<u>8.00%</u>	<u>10.40%</u>	<u>13.20%</u>

**Example D. - Mouth Rinse Compositions**

Mouth rinse compositions according to the present invention are shown below as Examples 9-12 in Table 5. These compositions contain a stannous ion source and an acidic amino acid. Preferably, these compositions exhibit improved Gum Health benefits versus commercially available formulations without these ingredients.

**Table 5: Mouth Rinse Formulations**

<b>Ingredients</b>	<b>Amount (Wt%)</b>			
	<b>Ex.9</b>	<b>Ex. 10</b>	<b>Ex. 11</b>	<b>Ex. 12</b>

Glycerin	5.000	5.000	5.000%	5.000
Stannous Chloride Dihydrate	0.116	0.116	0.116	0.116
Glutamic Acid	0.050	0.500	-	-
Aspartic Acid	-	-	0.050	0.500
Sucralose	0.030	0.030	0.030	0.030
Ethanol	5.000	5.000	5.000	5.000
Methyl Paraben	0.020	0.020	0.020	0.020
Propyl Paraben	0.005	0.005	0.005	0.005
Flavor/sensate oils	0.100	0.100	0.100	0.100
Performathox 490	0.050	0.050	0.050	0.050
Water	q.s.	q.s.	q.s.	q.s.
Total	100%	100%	100%	100%
Target pH	6	6	6	6

The dimensions and values disclosed herein are not to be understood as being strictly limited to the exact numerical values recited. Instead, unless otherwise specified, each such dimension is intended to mean both the recited value and a functionally equivalent range surrounding that value.

5 For example, a dimension disclosed as "40 mm" is intended to mean "about 40 mm."

The citation of any document is not an admission that it is prior art with respect to any invention disclosed or claimed herein or that it alone, or in any combination with any other reference or references, teaches, suggests or discloses any such invention. Further, to the extent that any meaning or definition of a term in this document conflicts with any meaning or definition of the same term in a document cited herein, the meaning or definition assigned to that term in this document shall govern.

15 While particular embodiments of the present invention have been illustrated and described, it would be obvious to those skilled in the art that various other changes and modifications can be made without departing from the spirit and scope of the invention. It is therefore intended to cover in the appended claims all such changes and modifications that are within the scope of this invention.

## CLAIMS

What is claimed is:

1. A composition comprising:
  - a. a stannous ion source comprising stannous chloride, stannous fluoride, stannous acetate, stannous gluconate, stannous oxalate, stannous sulfate, stannous lactate, stannous tartrate, stannous iodide, stannous chlorofluoride, stannous hexafluorozirconate, stannous citrate, stannous malate, stannous glycinate, stannous carbonate, stannous phosphate, stannous pyrophosphate, stannous metaphosphate, or combinations thereof; and
  - b. an acidic amino acid in free form, wherein the acidic amino acid comprises aspartic acid, glutamic acid, or a combination thereof.
2. The composition of claim 1, comprising:
  - a) from 0.01% to 5%, by weight of the composition, of the stannous ion source;
  - b) from 0.01% to 10%, by weight of the composition, of the acidic amino acid.
3. The composition of claim 1 or 2, wherein the composition is an oral care composition.
4. The composition according to any one of claims 1 to 3, wherein the stannous ion source is present in an amount of from 0.05% to 4%, by weight of the composition.
5. The composition according to claim 4, wherein the stannous ion source is present in an amount of from 0.1% to 2%, by weight of the composition.
6. The composition according to any one of claims 1 to 5, wherein the stannous ion source comprises stannous chloride, stannous fluoride, or a combination thereof.
7. The composition according to any one of claims 1 to 6, wherein the acidic amino acid is present in an amount of from 0.05% to 5%, by weight of the composition.
8. The composition according to claim 7, wherein the acidic amino acid is present in an amount of from 0.1% to 2%, by weight of the composition.

9. The composition according to any one of claims 1 to 8, further comprising from 0.1% to 5%, by weight of the composition, of a zinc ion source.
10. The composition according to claim 9, wherein the zinc ion source is present in an amount of from 0.2% to 2%, by weight of the composition.
11. The composition according to claim 9 or 10, wherein the zinc ion source comprises zinc chloride, zinc citrate, zinc sulfate, zinc gluconate, zinc lactate, zinc phosphate, zinc oxide, zinc carbonate, or combinations thereof.
12. The composition according to claim 11, wherein the zinc ion source is selected from the group consisting of zinc citrate, zinc gluconate, zinc lactate, and combinations thereof.
13. The composition according to any one of claims 1 to 12, further comprising from 0.05% to 4%, by weight of the composition, of a fluoride ion source.
14. The composition according to claim 13, wherein the fluoride ion source is present in an amount of from 0.1% to 2%, by weight of the composition.
15. The composition according to claim 13 or 14, wherein the fluoride ion source comprises sodium fluoride, stannous fluoride, indium fluoride, amine fluoride, sodium monofluorophosphate, potassium fluoride, zinc fluoride, or combinations thereof.
16. The composition according to any one of claims 1 to 15, further comprising from 0.01% to 5%, by weight of the composition, of a thickening agent, wherein the thickening agent comprises thickening polymers, thickening silica, or combinations thereof.
17. The composition according to any one of claims 1 to 16, further comprising from 1% to 35%, by weight of the composition, of an abrasive, wherein the abrasive comprises a calcium-containing abrasive, a silica abrasive, or a combination thereof.
18. The composition according to claim 17, wherein the abrasive is present in an amount of from 5% to 25%, by weight of the composition.
19. The composition according to claim 17 or 18, wherein the abrasive is the silica abrasive.

20. The composition according to any one of claims 1 to 19, further comprising from 1% to 60%, by weight of the composition, of a humectant.
21. The composition according to claim 20, wherein the humectant is present in an amount of from 30% to 55%, by weight of the composition.
22. The composition according to claim 20 or 21, wherein the humectant is a polyol.
23. The composition according to claim 22, wherein the polyol comprises sorbitol, glycerin, or a combination thereof.
24. The composition according to any one of claims 1 to 23, wherein the composition has a pH of 9.0 or less.
25. The composition according to claim 24, wherein the composition has a pH of from 4.0 to 8.5.
26. An oral care composition, comprising:
- (i) from 0.1% to 2%, by weight of the composition, of a stannous ion source comprising stannous chloride, stannous fluoride, or a combination thereof;
  - (ii) from 0.1% to 2%, by weight of the composition, of an acidic amino acid comprising aspartic acid, glutamic acid, or a combination thereof;
  - (iii) from 0.2% to 2%, by weight of the composition, of a zinc ion source comprising zinc citrate, zinc gluconate, zinc lactate, or combinations thereof;
  - (iv) from 0.5% to 1.5%, by weight of the composition, of a fluoride ion source comprising sodium fluoride, stannous fluoride, sodium monofluorophosphate, or combinations thereof;
  - (v) from 0.01% to 5%, by weight of the composition, of a thickening agent comprising a thickening polymer, a thickening silica, or a combination thereof;
  - (vi) from 5% to 25%, by weight of the composition, of a silica abrasive; and
  - (vii) from 30% to 55%, by weight of the composition, of a humectant comprising sorbitol, glycerin, or a combination thereof;
- wherein the oral care composition is a dentifrice composition.



27. The composition of claim 26, wherein the thickening polymer comprises carboxymethyl cellulose, hydroxyethyl cellulose, polyvinyl pyrrolidone, polyethylene glycols, carrageenan, xanthan gum, or combinations thereof.
28. Use of the composition as defined in any one of claims 1 to 27 for promoting Gum Health in a subject.
29. The use of claim 28, wherein promoting Gum Health comprises:
- (i) improving gingival wound healing in an oral cavity; and
  - (ii) improving reduction of bacterial activity in an oral cavity.
30. The use of claim 28 or 29, wherein the promotion of Gum Health occurs within a period of:
- a) from time 0 hour to 72 hours;
  - b) from time 0 hour to 48 hours; or
  - c) from time 0 hour to 24 hours;
- wherein time 0 hour is the time of use of the oral care composition.
31. Use of a composition as defined in any one of claims 1 to 27 for promoting Gum Health in a subject, wherein the composition is for administration to the subject's oral cavity.
32. The use of claim 31, wherein the use occurs at least once a day.
33. The use of claim 32, wherein the use occurs at least twice a day.

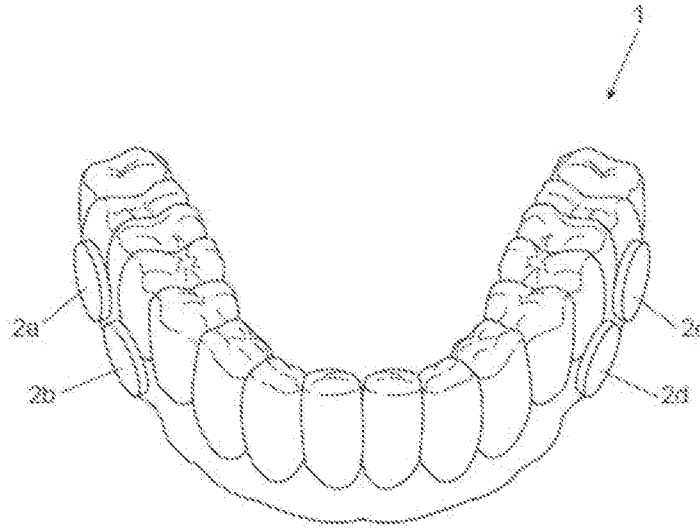


Figure 1 – Oral Splint with HA Disks

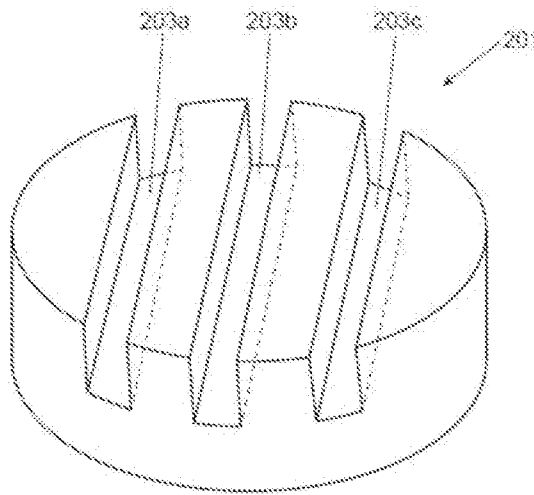


Figure 2 – HA Disk having Grooves

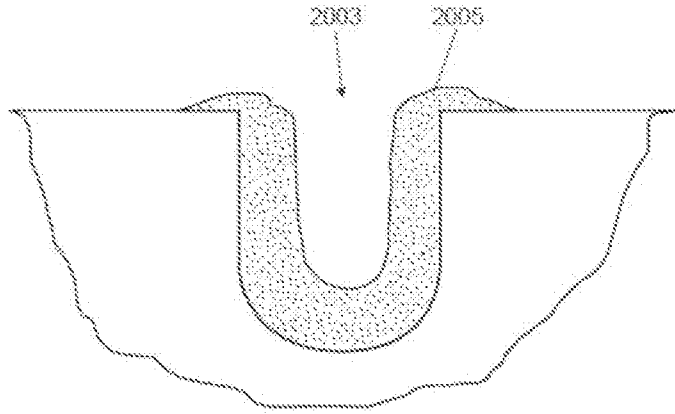


Figure 3 – Cross-Sectional View of the Grooves