



US00D851938S

(12) **United States Design Patent**
Bloch et al.

(10) **Patent No.:** **US D851,938 S**

(45) **Date of Patent:** **** Jun. 25, 2019**

(54) **REPLACEMENT HEAD FOR AN ORAL CARE IMPLEMENT**

D579,664 S * 11/2008 Fisher D4/101
D589,256 S * 3/2009 Taylor D4/101
D611,712 S 3/2010 Stoerkel et al.
D632,894 S 2/2011 Shigeno et al.

(Continued)

(71) Applicant: **Colgate-Palmolive Company**, New York, NY (US)

(72) Inventors: **Brian Bloch**, Hillsborough, NJ (US);
Takahide Okai, Highland Park, NJ (US); **John Gatzemeyer**, Hillsborough, NJ (US)

FOREIGN PATENT DOCUMENTS

CN 3323357 9/2003
CN 301054685 11/2009

(Continued)

(73) Assignee: **Colgate-Palmolive Company**, New York, NY (US)

Primary Examiner — Wan Laymon
Assistant Examiner — Clint A Samuel

(**) Term: **15 Years**

(57) **CLAIM**

(21) Appl. No.: **29/629,215**

The ornamental design for a replacement head for an oral care implement, as shown and described.

(22) Filed: **Dec. 12, 2017**

DESCRIPTION

(51) **LOC (11) Cl.** **04-01**

(52) **U.S. Cl.**
USPC **D4/101**

(58) **Field of Classification Search**

USPC D4/100, 101, 102, 104, 105, 108, 110,
D4/111; D24/107, 108, 133, 152, 176;
15/167.1

CPC A46B 15/00; A46B 15/047; A46B 15/048;
A46B 15/0071; A46B 5/00; A46B 5/02;
A46B 5/21; A46B 5/023; A46B 5/026;
A46B 5/028; A46B 5/0016; A46B
5/0095; A46B 2200/10; A46B 2200/108;
A46B 2200/1066; A46B 2200/1073;
A46B 2200/1086; A46B 9/04; A46B
9/10; A46B 9/045; A61C 17/16; A61C
17/22; A61C 17/26; A61C 17/225; A61C
3/00

See application file for complete search history.

FIG. 1 is a front perspective view of a replacement head for an oral care implement according to a first embodiment of the new design;

FIG. 2 is a rear perspective view thereof;

FIG. 3 is a front view thereof;

FIG. 4 is a rear view thereof;

FIG. 5 is a left side view thereof;

FIG. 6 is a right side view thereof;

FIG. 7 is a top view thereof;

FIG. 8 is a bottom view thereof;

FIG. 9 is a front perspective view of a replacement head for an oral care implement according to a second embodiment of the new design;

FIG. 10 is a rear perspective view thereof;

FIG. 11 is a front view thereof;

FIG. 12 is a rear view thereof;

FIG. 13 is a left side view thereof;

FIG. 14 is a right side view thereof;

FIG. 15 is a top view thereof; and,


FIG. 16 is a bottom view thereof.

(56) **References Cited**

U.S. PATENT DOCUMENTS

D482,201 S 11/2003 Long
D509,362 S * 9/2005 Maeda D4/101

1 Claim, 8 Drawing Sheets



(56)	References Cited			CN	303568990 S	1/2016
	U.S. PATENT DOCUMENTS			CN	303568996	1/2016
				CN	303582077	2/2016
				CN	303600325	3/2016
D653,035	S	1/2012	GebSKI	CN	303630115	3/2016
D665,074	S *	8/2012	GebSKI D24/111	CN	303651162	4/2016
D676,660	S *	2/2013	Crossman D4/101	CN	303658434	5/2016
D689,698	S *	9/2013	Dickie D4/101	CN	303705050	6/2016
8,671,493	B2 *	3/2014	Hilscher A61C 17/22	CN	303705073	6/2016
			15/22.1	CN	303731682	6/2016
D706,033	S *	6/2014	Dickie D4/101	CN	303758098	7/2016
D714,443	S *	9/2014	Tanaka D24/152	CN	303781887	8/2016
D715,057	S *	10/2014	Adriaenssen D4/101	CN	303810436	8/2016
D724,845	S	3/2015	Yoshida et al.	CN	303857368	9/2016
D734,613	S	7/2015	Yoshida et al.	CN	303858605	9/2016
D774,771	S	12/2016	Yoshida et al.	CN	303873245	9/2016
D775,835	S	1/2017	Yoshida et al.	CN	303919026	11/2016
D780,456	S	3/2017	Takashi et al.	CN	303962142	12/2016
D793,735	S *	8/2017	Zavalloni D4/101	CN	303972535	12/2016
D793,736	S *	8/2017	Zavalloni D4/101	CN	303990679	12/2016
D795,419	S *	8/2017	Kohler D24/111	CN	304097979	4/2017
9,724,180	B1 *	8/2017	Liu A61C 17/222	CN	304108472	4/2017
D798,060	S	9/2017	Shigeno et al.	CN	304120816	5/2017
D799,218	S	10/2017	Okai	CN	304124146	5/2017
D799,835	S *	10/2017	Okai D4/101	CN	304134556	5/2017
D805,306	S *	12/2017	Massee D4/101	CN	304181219	6/2017
D812,911	S *	3/2018	Bloch D4/101	CN	304189305	6/2017
D824,174	S *	7/2018	Altmann D4/101	CN	304251488	8/2017
2009/0007357	A1 *	1/2009	Meadows A46B 9/005	CN	304267080	9/2017
			15/167.1	CN	304276474	9/2017
2012/0077145	A1 *	3/2012	Tsurukawa A46B 5/0095	CN	304276504	9/2017
			433/82	EM	001078414-0007	5/2009
2013/0145567	A1 *	6/2013	Haynes A46B 9/04	EM	001127815-0002	6/2009
			15/167.1	EM	001787714-0004	12/2010
2014/0182071	A1 *	7/2014	Farrell A61C 17/3418	EM	001255947-0002	4/2011
			15/22.1	EM	001312672-0001	2/2012
2014/0230169	A1 *	8/2014	Farrell A61C 17/3418	EM	002012328-0001	4/2012
			15/22.1	EM	002012328-0002	4/2012
2018/0140404	A1 *	5/2018	Schaefer A61C 17/22	EM	001317358-0002	5/2012
				EM	001333496-0001	7/2012
				EM	002163675-0002	1/2013
				EM	002218651-0001	7/2013
				EM	002218651-0002	7/2013
				EM	001413454-0001	6/2014
CN	301136943	2/2010		EM	002422949-0001	9/2014
CN	301150823	3/2010		EM	002424069-0001	9/2014
CN	301517889	4/2011		EM	002488676-0001	1/2015
CN	301736979	11/2011		EM	002488676-0002	1/2015
CN	302655801	11/2013		EM	002637884-0001	2/2015
CN	302712322	1/2014		EM	004043263-0001	6/2017
CN	302951500	10/2014		EM	004119089-0001	7/2017
CN	303137887	3/2015		EM	004140150-0001	8/2017
CN	303228612	6/2015		EM	004173342-0003	9/2017
CN	303269796	S	7/2015	EM	004173342-0004	9/2017
CN	303291741	7/2015		EM	004173342-0004	9/2017
CN	303485297	12/2015		TW	D170543	9/2015
CN	303485300	12/2015				
CN	303555842	1/2016				
CN	303568989	S	1/2016			

* cited by examiner

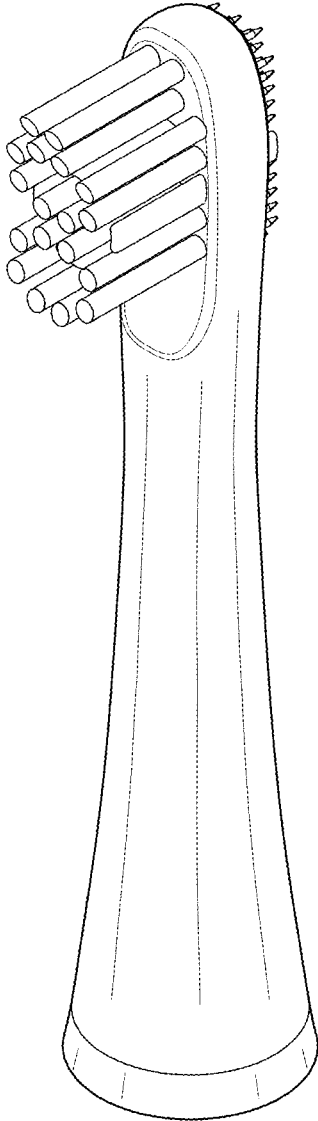


FIG. 1

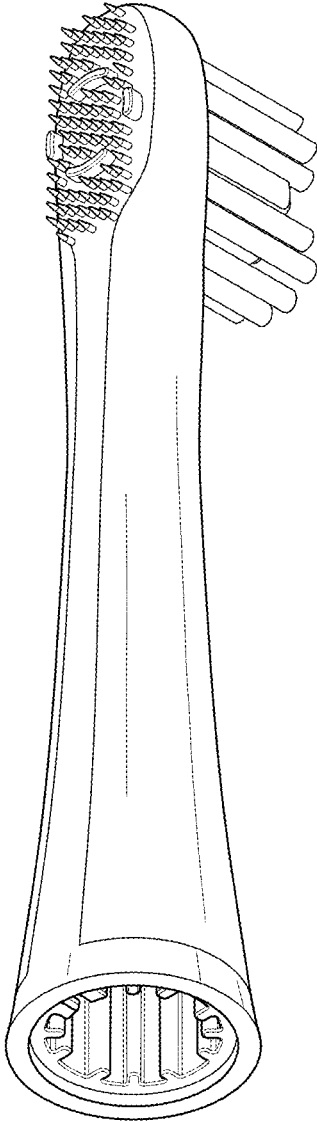


FIG. 2

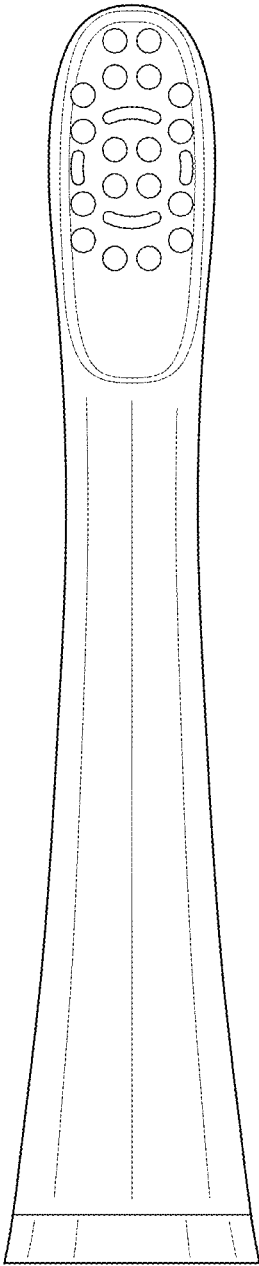


FIG. 3

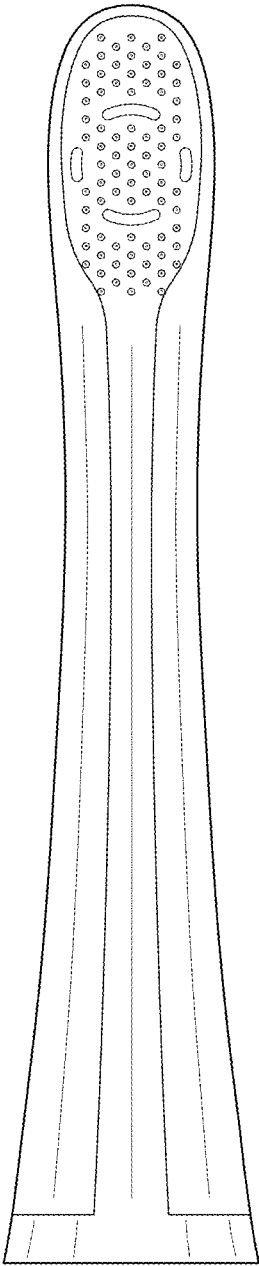


FIG. 4

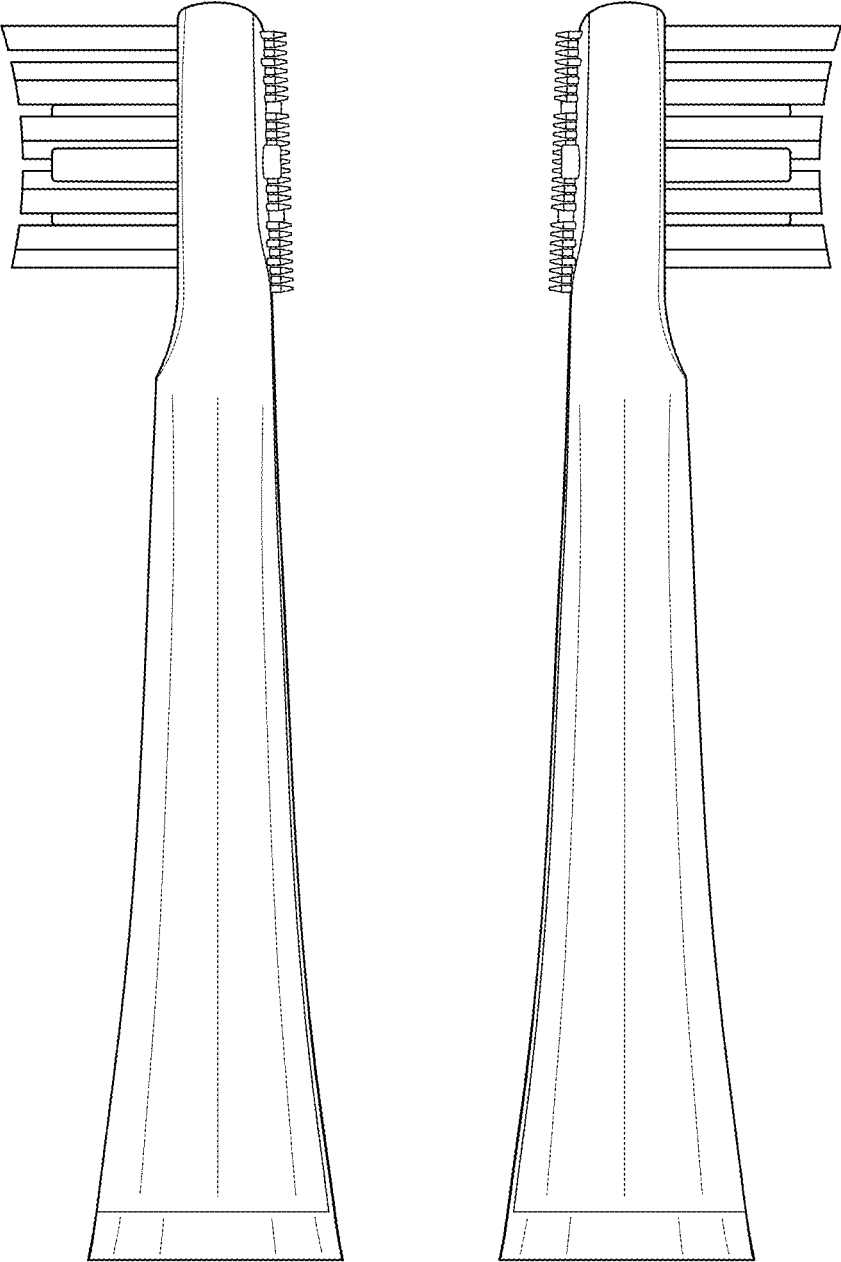


FIG. 5

FIG. 6

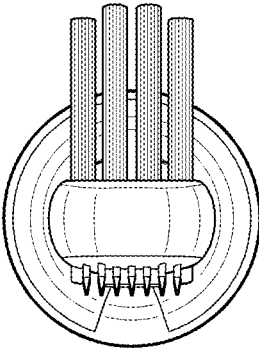


FIG. 7

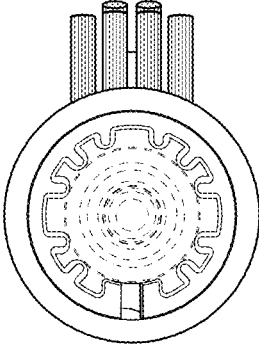


FIG. 8

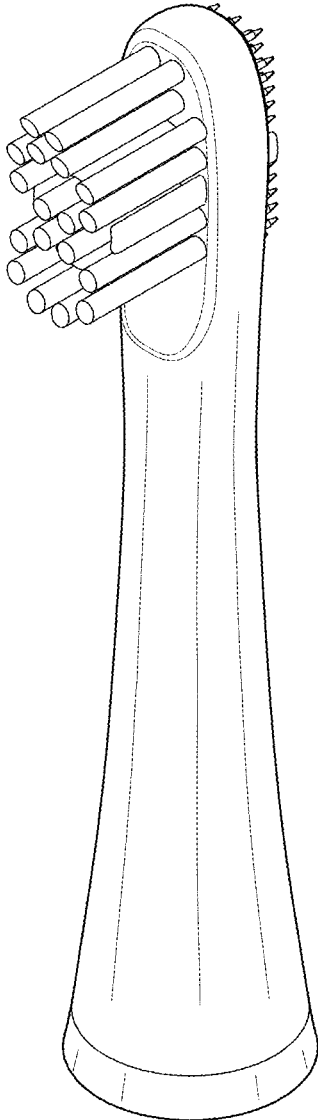


FIG. 9

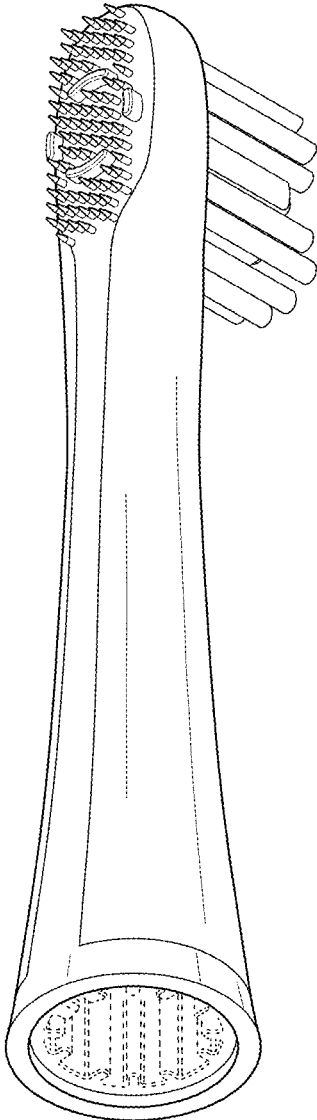


FIG. 10

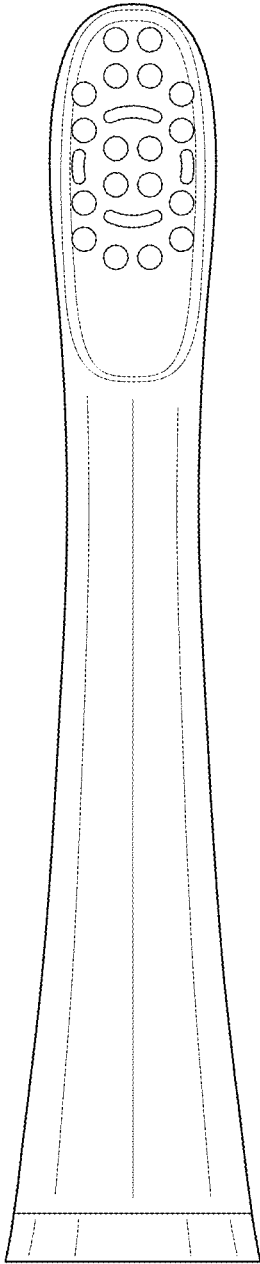


FIG. 11

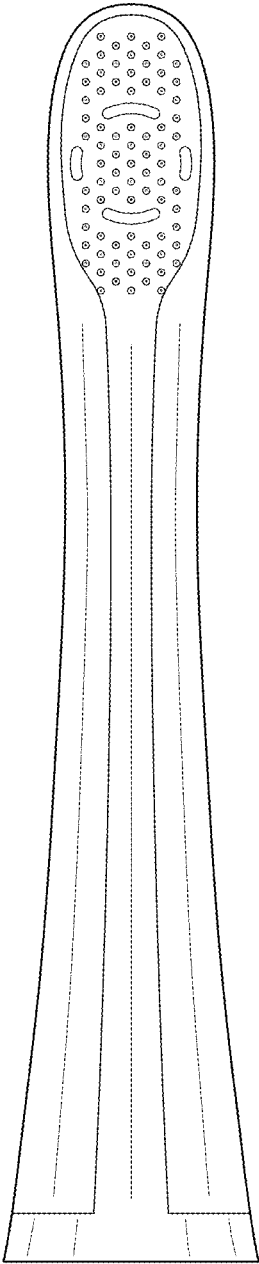


FIG. 12

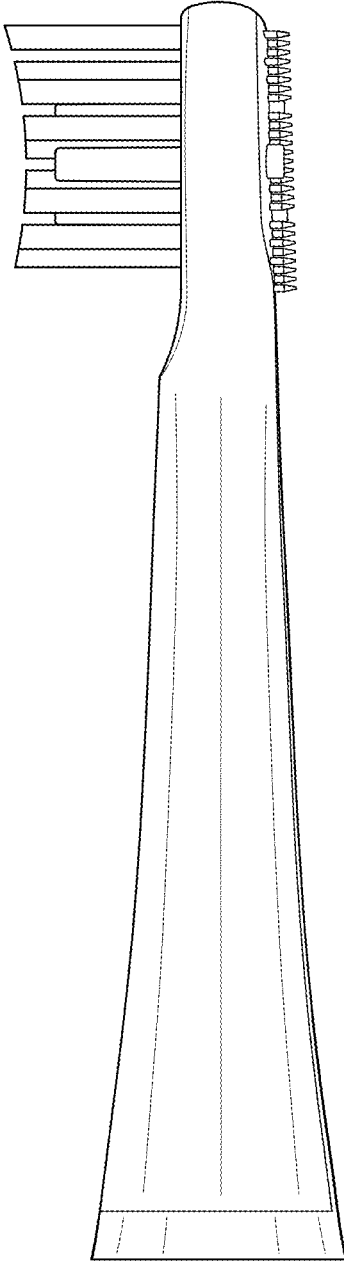


FIG. 13

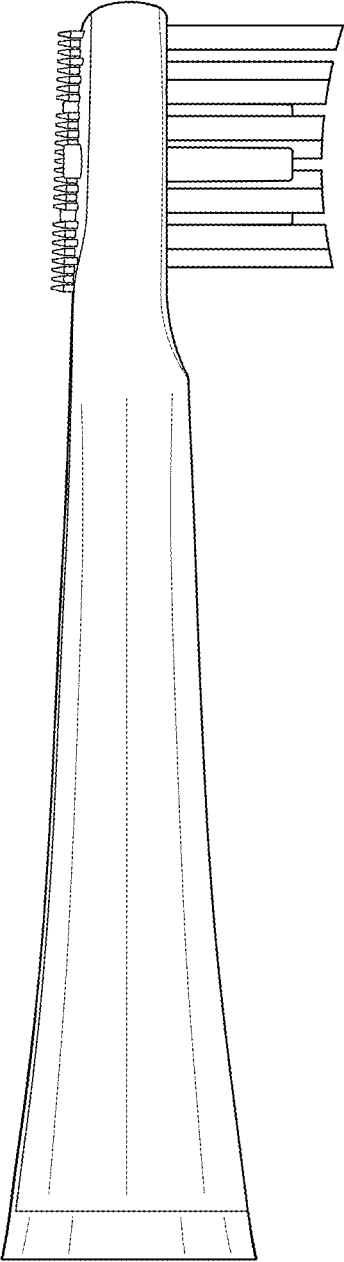


FIG. 14

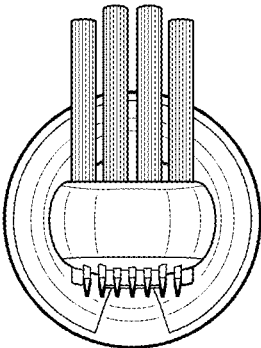


FIG. 15

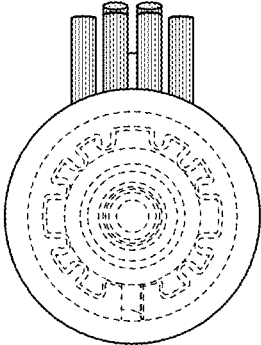


FIG. 16