



US00D452746B1

(12) **United States Design Patent** (10) **Patent No.:** **US D452,746 S**
Tsai (45) **Date of Patent:** **** Jan. 1, 2002**

(54) **ORNAMENTAL LIGHT-STRING**

5,860,731 A * 1/1999 Martinez 362/252
D406,248 S * 3/1999 Prineppi D11/121
D413,173 S * 8/1999 Mount D26/25

(76) Inventor: **George Tsai**, 4th Fl., No. 403, Sec. 4,
Jen-Ai Rd., Taipei (TW)

* cited by examiner

(**) Term: **14 Years**

Primary Examiner—Cynthia E. Ramirez

(21) Appl. No.: **29/135,935**

(74) *Attorney, Agent, or Firm*—Varndell & Varndell, PLLC

(22) Filed: **Jan. 23, 2001**

(57) **CLAIM**

(51) **LOC (7) Cl.** **26-04**

The ornamental design for a ornamental light-string, as shown.

(52) **U.S. Cl.** **D26/25**

DESCRIPTION

(58) **Field of Search** D26/25, 26, 73,
D26/125, 126; D11/117, 121, 119; 362/236,
240, 244, 246, 250, 252, 806, 807, 808

FIG. 1 is a front view of a ornamental light-string, showing my new design;

FIG. 2 is a rear view thereof;

FIG. 3 is a left side view thereof;

FIG. 4 is a right side view thereof;

FIG. 5 is a top plan view thereof; and,

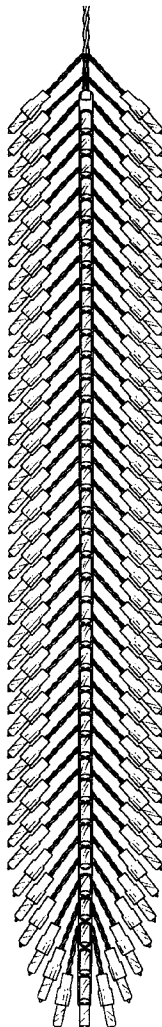
FIG. 6 is a bottom plan view thereof.

(56) **References Cited**

U.S. PATENT DOCUMENTS

D386,445 S * 11/1997 Odierna D11/121
D387,448 S * 12/1997 Barthelmess D26/25
D400,272 S * 10/1998 Mount D26/25
D402,774 S * 12/1998 Segal D26/25

1 Claim, 3 Drawing Sheets



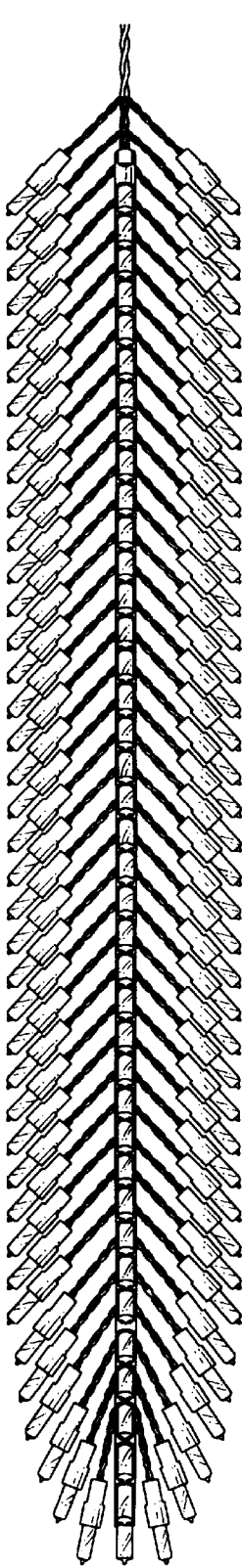


FIG. 2




FIG. 1

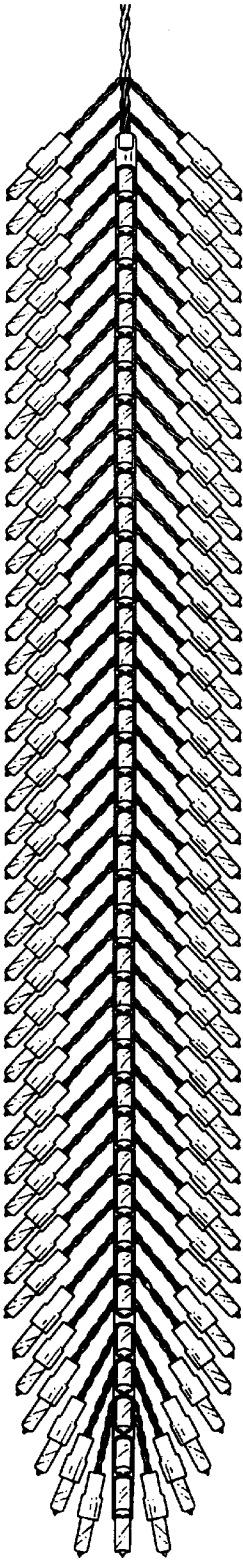


FIG. 3




FIG. 4

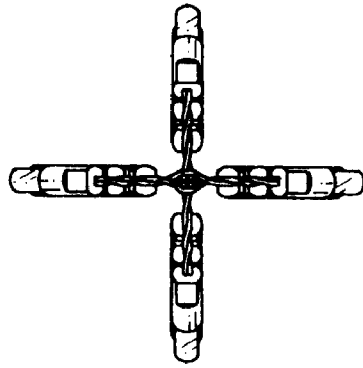


FIG. 5




FIG. 6