

[54] **TELEVISION SET**

[75] **Inventors:** Kouji Satake; Tokuko Sato, both of Osaka, Japan

[73] **Assignee:** Sharp Corporation, Osaka, Japan

[\*\*] **Term:** 14 Years

[21] **Appl. No.:** 144,851

[22] **Filed:** Jan. 14, 1988

[30] **Foreign Application Priority Data**

Jul. 17, 1987 [JP] Japan ..... 62-29329

[52] **U.S. Cl.** ..... D14/133; D14/126

[58] **Field of Search** ..... D14/125-134,  
D14/113, 299; 358/254, 255; 312/7.2

[56] **References Cited**

**U.S. PATENT DOCUMENTS**

- D. 265,650 8/1982 Sugiwaka et al. .... D14/128
- D. 276,611 12/1984 Takahashi et al. .... D14/132 X
- D. 281,162 10/1985 Takahashi et al. .... D14/133
- D. 289,161 4/1987 Aoki et al. .... D14/133

**OTHER PUBLICATIONS**

HFD; 6/1/87; p. 101; bottom right—Sanyo model AVM355.

Video Review; Sep. 1987; p. 88; top left—Zenith Projection TV.

Video Review; Mar. 1986; p. 76; top left—Pioneer Projection TV.

HFD; 7/27/87; p. 113; Hitachi 42" TV.

*Primary Examiner*—Bernard Ansher

*Assistant Examiner*—Theodore M. Shooman

*Attorney, Agent, or Firm*—Flehr, Hohbach, Test, Albritton & Herbert

[57] **CLAIM**

The ornamental design for a television set, as shown and described.

**DESCRIPTION**

FIG. 1 is a front elevational view of a television set showing our new design;

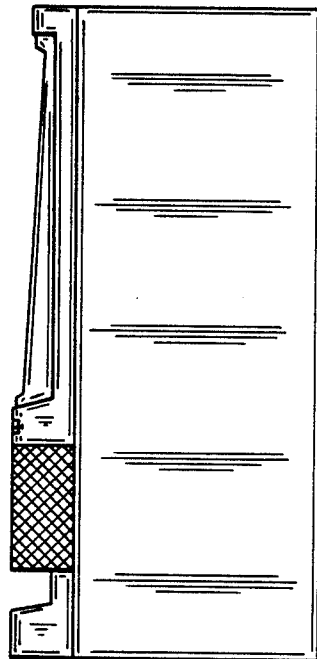
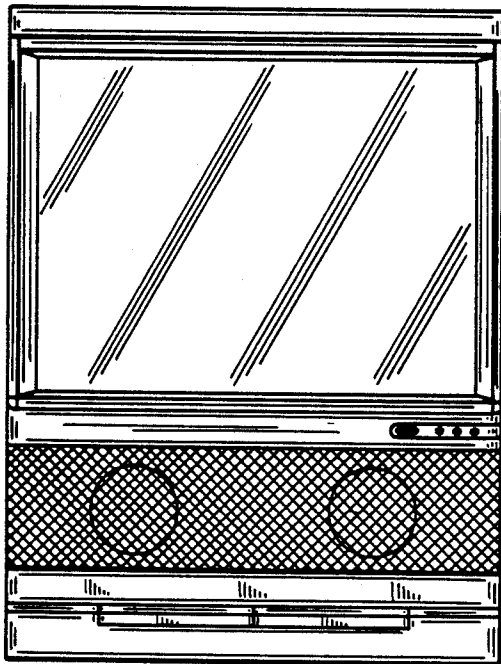
FIG. 2 is a rear elevational view thereof;

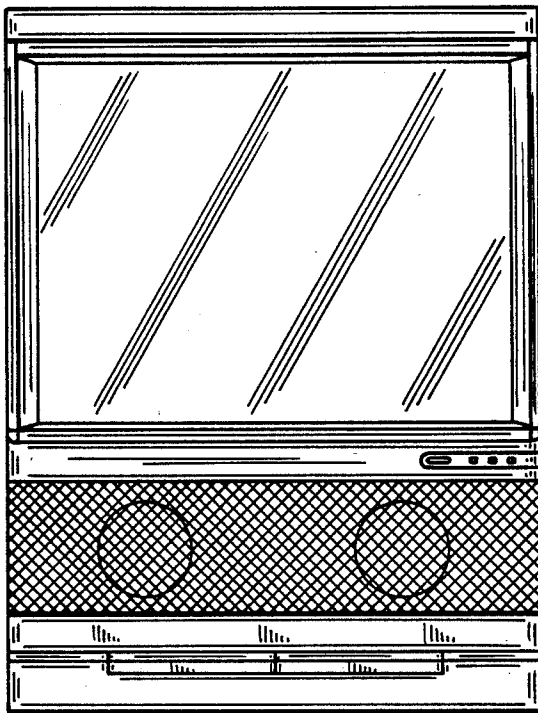
FIG. 3 is a top plan view thereof;

FIG. 4 is a bottom plan view thereof;

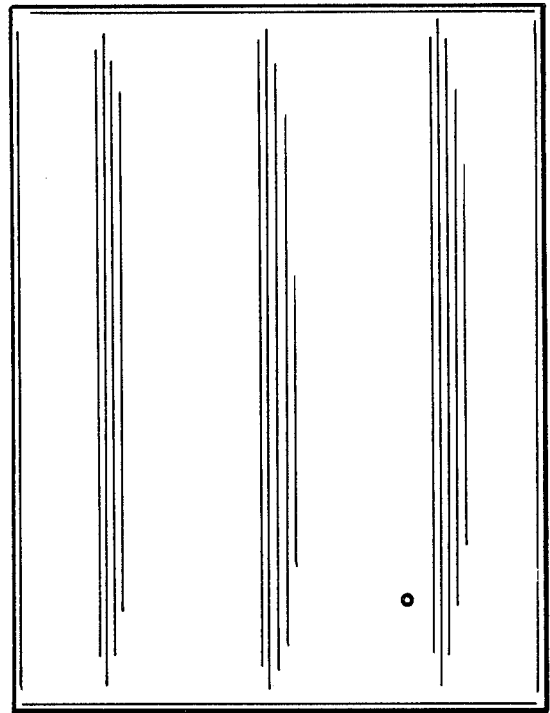
FIG. 5 is a right side elevational view thereof; and

FIG. 6 is a left side elevational view thereof.

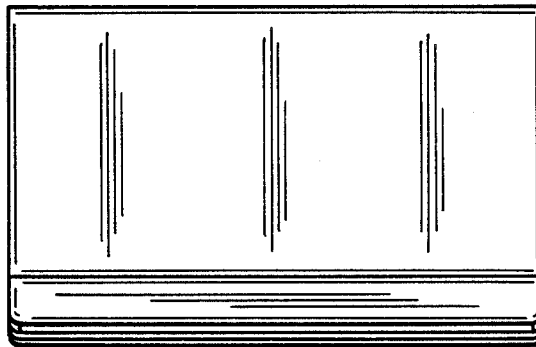




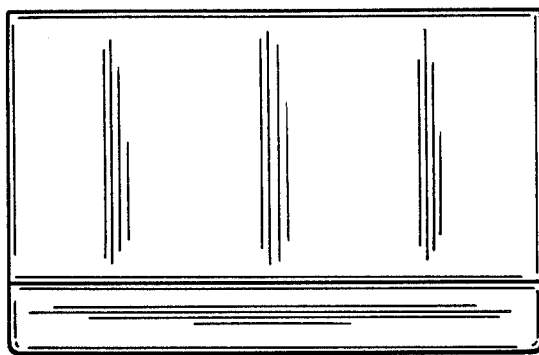
*FIG\_1*




*FIG\_2*




*FIG\_3*



*FIG\_4*



*FIG\_5*



*FIG\_6*