



US00D425665S

United States Patent [19]

[11] Patent Number: **Des. 425,665**

Kling et al.

[45] Date of Patent: **** May 23, 2000**

[54] **HAIR DRYER**

D. 399,026	9/1998	Kip	D28/13
2,678,376	5/1954	Lockwood	392/385
5,013,891	5/1991	Shoemaker	34/97

[75] Inventors: **Björn Kling**, Frankfurt am Main; **Till Winkler**, Kronberg, both of Germany

Primary Examiner—Terry A. Wallace
Attorney, Agent, or Firm—Fish & Richardson P.C.

[73] Assignee: **Braun GmbH**, Germany

[**] Term: **14 Years**

[57] CLAIM

[21] Appl. No.: **29/107,196**

The ornamental design for a hair dryer, as shown and described.

[22] Filed: **Jun. 28, 1999**

[30] Foreign Application Priority Data

DESCRIPTION

Dec. 29, 1998 [DE] Germany 498 12 600

FIG. 1 is a perspective front view of a hair dryer from above, showing our design;

[51] **LOC (7) Cl.** **28-03**

FIG. 2 is a front view of the appliance;

[52] **U.S. Cl.** **D28/13**

FIG. 3 is a side view thereof;

[58] **Field of Search** D28/12-19; D23/332;

FIG. 4 is a side view thereof;

34/96-101; 392/379-385

FIG. 5 is a rear view thereof;

[56] References Cited

FIG. 6 is a top plan view thereof; and,

FIG. 7 is a bottom plan view thereof.

U.S. PATENT DOCUMENTS

D. 278,085 3/1985 Ritenhouse et al. D28/13

1 Claim, 4 Drawing Sheets





FIG. 1



FIG. 2



FIG. 3




FIG. 4

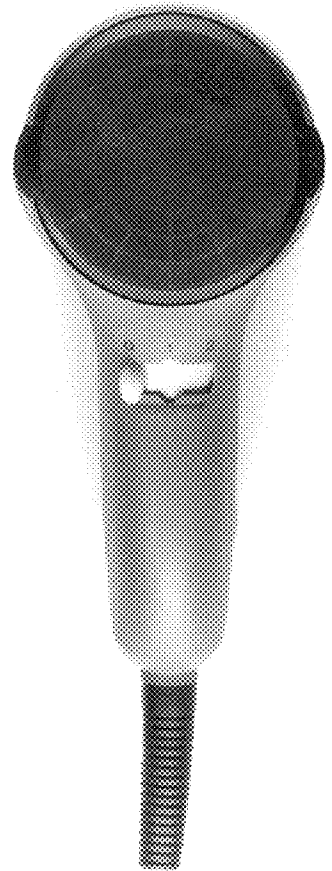


FIG. 5



FIG. 6

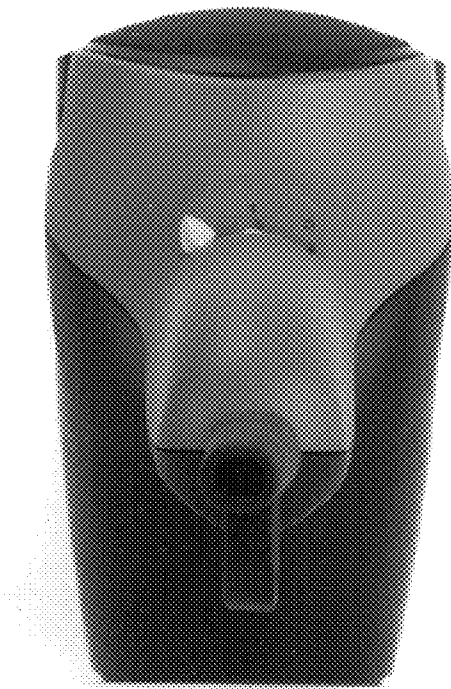


FIG. 7