



US00D567632S

(12) **United States Design Patent**  
**Gamble**

(10) **Patent No.:** **US D567,632 S**

(45) **Date of Patent:** **\*\* Apr. 29, 2008**

(54) **SWITCH PLATE**

D246,571 S 12/1977 Grieb  
D509,127 S \* 9/2005 Millward et al. .... D8/350

(76) Inventor: **Henry Gamble**, 284 Southlawn Dr.,  
Montgomery, AL (US) 36108

\* cited by examiner

(\*\*) Term: **14 Years**

*Primary Examiner*—Stella M. Reid  
*Assistant Examiner*—Mark Goodwin  
(74) *Attorney, Agent, or Firm*—Richard C. Litman

(21) Appl. No.: **29/287,221**

(22) Filed: **Jul. 11, 2007**

(57) **CLAIM**

(51) **LOC (8) Cl.** ..... **11-05**

The ornamental design for a switch plate, as shown and described.

(52) **U.S. Cl.** ..... **D8/350; D8/353**

(58) **Field of Classification Search** ..... D8/350-353;  
D10/108, 123, 125; D13/156, 158, 162,  
D13/169, 171, 174, 177, 184; 200/304, 330;  
250/462.1; 220/241; 174/66, 67

See application file for complete search history.

**DESCRIPTION**

FIG. 1 is a perspective view of a switch plate showing my new design;

FIG. 2 is a front elevational view thereof; and,

FIG. 3 is a right side elevational view with the left side being a mirror image thereof.

The rear view is plain and unornamented.

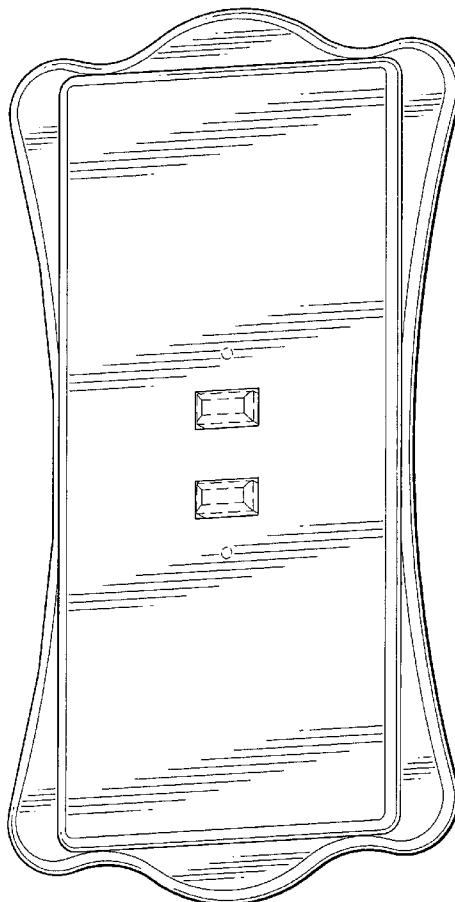
The broken line showing of the two buttons and screw holes is included for the purpose of illustrating portions of the switch plate and forms no part of the claimed design.

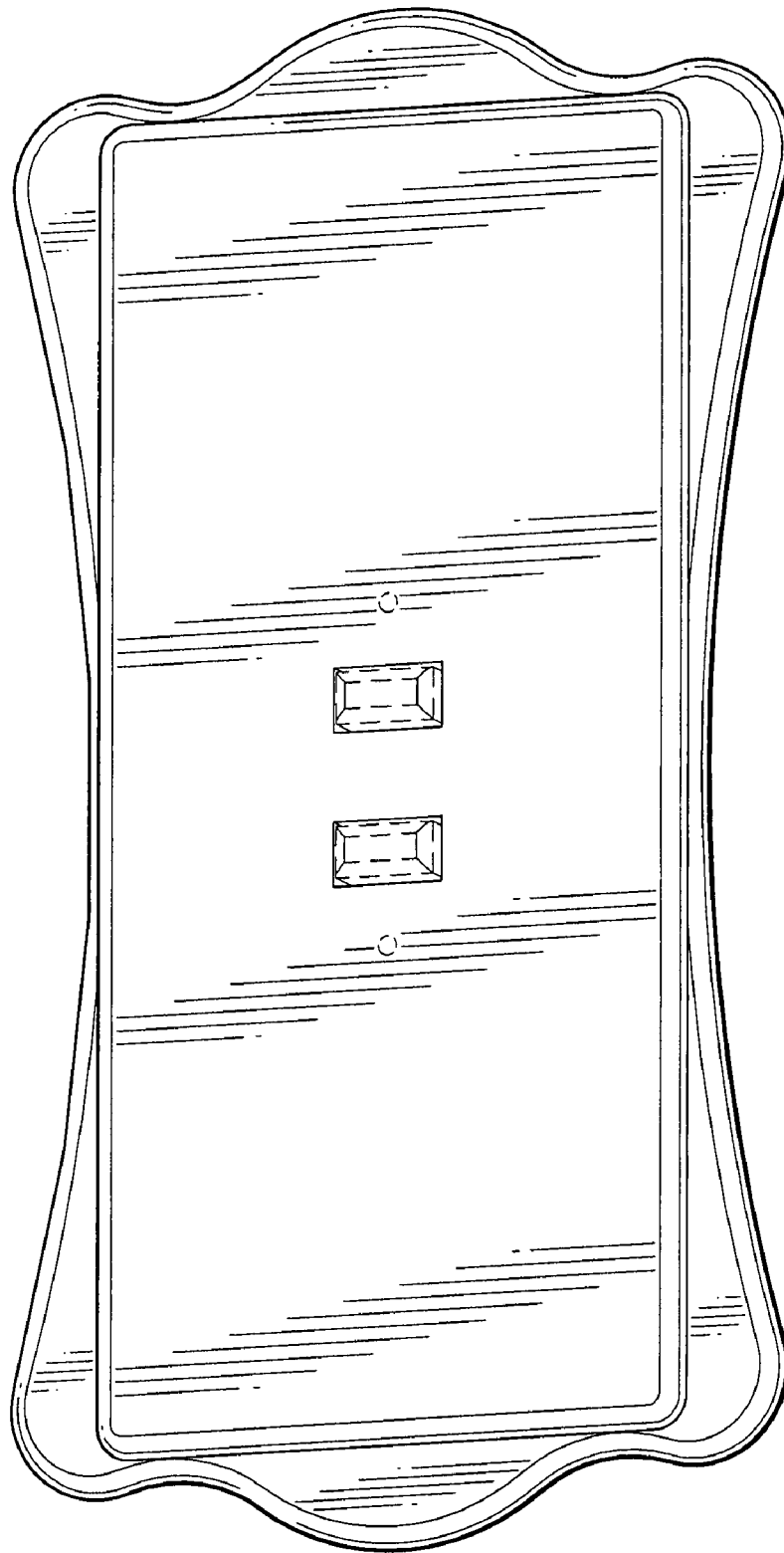
(56) **References Cited**

**U.S. PATENT DOCUMENTS**

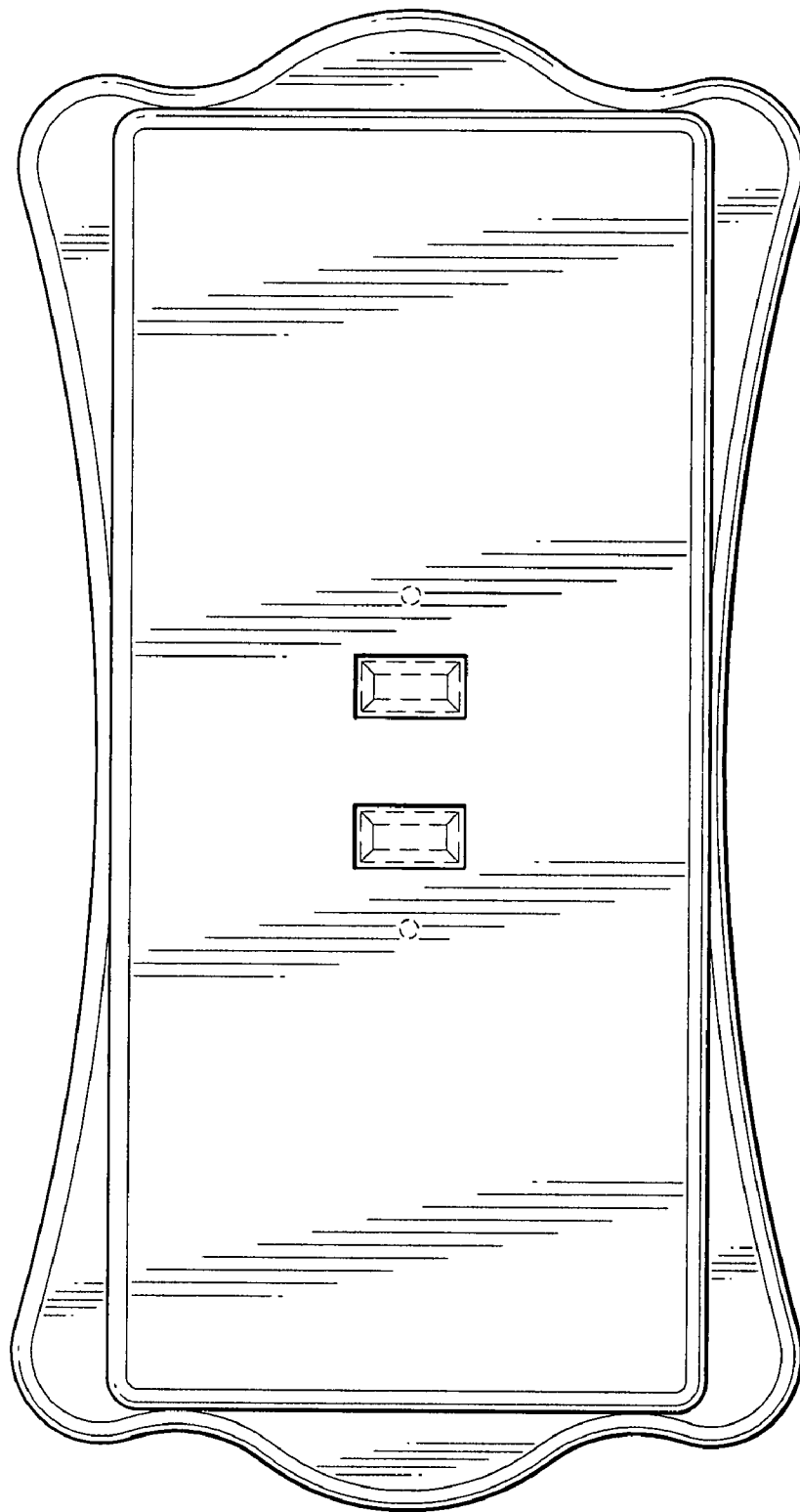
- D63,613 S \* 12/1923 Cleven ..... D10/122
- D70,108 S \* 5/1926 Gottlicher ..... D8/350
- 2,141,936 A \* 12/1938 Schmitt ..... 200/304
- D119,371 S \* 3/1940 Bendorf ..... D8/350
- D237,042 S \* 10/1975 Mori ..... D8/350

**1 Claim, 3 Drawing Sheets**





**FIG. 1**



*FIG. 2*



**FIG. 3**