



US00D386905S

# United States Patent [19]

[11] Patent Number: **Des. 386,905**

Brady et al.

[45] Date of Patent: **\*\*Dec. 2, 1997**

[54] **TOOTHBRUSH**

[75] Inventors: **Joan Brady**, Yonkers, N.Y.; **Helen Benedict**, London, United Kingdom; **Geir Oxseth**, Asker, Norway; **Nils Terje Vestheim**, Oslo, Norway; **Helge Sletbak**, Kolbotn, Norway; **Hilde Angelfoss**, Asker, Norway

[73] Assignee: **Colgate-Palmolive Company**, New York, N.Y.

[\*\*] Term: **14 Years**

1,968,411	7/1934	Lukenbill	15/172
2,114,947	4/1938	Warsaw	15/167.1
2,263,885	11/1941	McGauley	15/143.1
2,414,775	1/1947	Stavely	15/167.1
3,067,446	12/1962	McGauley	15/143.1
3,792,504	2/1974	Smith	15/167.1
4,356,585	11/1982	Protell et al.	15/111
4,780,924	11/1988	Hansen et al.	15/176.1
5,369,835	12/1994	Clarke	15/167.1
5,392,483	2/1995	Heinzelman et al.	15/167.1
5,396,678	3/1995	Bredall et al.	15/167.1
5,398,369	3/1995	Heinzelman et al.	15/167.1
5,511,276	4/1996	Lee	15/167.1

[21] Appl. No.: **42,688**

[22] Filed: **Aug. 14, 1995**

[51] **LOC (6) Cl.** ..... **04-02**

[52] **U.S. Cl.** ..... **D4/104**

[58] **Field of Search** ..... D4/104-112, 132, D4/134, 138; 601/139, 141; 15/143.1, 159.1, 167.1, 167.2, 186, 187, 207.2, DIG. 5, DIG. 6; 132/308, 309

[56] **References Cited**


**U.S. PATENT DOCUMENTS**

D. 092,616	6/1934	Largever	D4/107
D. 94,303	1/1935	Hadley	D4/111
D. 137,249	2/1944	Groff	D4/108
D. 201,867	8/1965	Newman	D4/104
D. 243,568	3/1977	Axelsson	D4/104
D. 312,729	12/1990	Auttajark	D4/104
D. 330,459	10/1992	Makinami	D4/104
D. 337,201	7/1993	Haddad	D4/107
D. 346,902	5/1994	Makinami	D4/104
D. 347,736	6/1994	Schneider et al.	D4/104
D. 349,605	8/1994	Schneider et al.	D4/104
D. 358,032	5/1995	Schneider et al.	D4/104
D. 358,486	5/1995	Loew	D4/104
D. 358,712	5/1995	Loew	D4/104
D. 358,713	5/1995	Perry	D4/104
D. 358,938	6/1995	Schneider et al.	D4/104
D. 359,167	6/1995	Barre	D4/104
D. 359,623	6/1995	Kinoshita et al.	D4/104
669,402	3/1901	Rose	15/167.1
1,369,966	3/1921	Cosens et al.	15/167.1
1,724,955	8/1929	Mitchell	15/167.1

**FOREIGN PATENT DOCUMENTS**

0121017	7/1994	Australia	4/2
0122731	2/1995	Australia	4/2
0075642	2/1995	Canada	.
2134858	5/1995	Canada	.
0076598	11/1953	Denmark	.
0130252	10/1988	European Pat. Off.	.
0165546	12/1989	European Pat. Off.	.
0655209	5/1995	European Pat. Off.	.
0127699	7/1971	France	.
0133012	6/1972	France	.
0133013	6/1972	France	.
0133014	6/1972	France	.
2728672	1/1979	Germany	.
2643827	3/1984	Germany	.
4409395	7/1995	Germany	.
0035630	2/1979	Italy	.
0021033	2/1983	Italy	.
0900246	3/1990	South Africa	.
0102372	11/1982	Spain	.
0095353	7/1922	Switzerland	.
0107827	11/1924	Switzerland	.
0120480	5/1927	Switzerland	.
0334574	1/1959	Switzerland	.
0490045	11/1970	Switzerland	.
0681771	5/1993	Switzerland	.
2052347	1/1981	United Kingdom	.
2266048	10/1993	United Kingdom	.
9510959	4/1994	WIPO	.
9409678	5/1994	WIPO	.

*Primary Examiner*—Alan P. Douglas  
*Assistant Examiner*—Lavone D. Tabor  
*Attorney, Agent, or Firm*—Richard J. Ancel; James M. Serafino



[57]

**CLAIM**

The ornamental design for a toothbrush, as shown and described.

**DESCRIPTION**

FIG. 1 is an enlarged  $\frac{3}{4}$  perspective view of a toothbrush showing our new design;  
FIG. 2 is a top plan view thereof;  
FIG. 3 is a bottom plan view thereof;  
FIG. 4 is a left side elevational view thereof;  
FIG. 5 is a right side elevational view thereof;  
FIG. 6 is a view from the head end thereof;  
FIG. 7 is a view from the handle end thereof;  
FIG. 8 is an enlarged  $\frac{3}{4}$  perspective view of a second embodiment of the toothbrush showing our new design;  
FIG. 9 is a top plan view thereof;  
FIG. 10 is a left side elevational view thereof;  
FIG. 11 is a right side elevational view thereof;  
FIG. 12 is a view from the head end thereof;  
FIG. 13 is a view from the handle end thereof;  
FIG. 14 is an enlarged  $\frac{3}{4}$  perspective view of a third embodiment of the toothbrush showing our new design;  
FIG. 15 is a top plan view thereof;  
FIG. 16 is a left side elevational view thereof;  
FIG. 17 is a right side elevational view thereof;  
FIG. 18 is a view from the head end thereof;  
FIG. 19 is a view from the handle end thereof;  
FIG. 20 is an enlarged  $\frac{3}{4}$  perspective view of a fourth embodiment of the toothbrush showing our new design;  
FIG. 21 is a top plan view thereof;  
FIG. 22 is a left side elevational view thereof;  
FIG. 23 is a right side elevational view thereof;

FIG. 24 is a view from the head end thereof;  
FIG. 25 is a view from the handle end thereof;  
FIG. 26 is an enlarged  $\frac{3}{4}$  perspective view of a fifth embodiment showing a handle of our toothbrush design, with the broken line showing of bristles being for illustrative purposes only and forming no part of this embodiment;  
FIG. 27 is a top plan view thereof;  
FIG. 28 is a left side elevational view thereof;  
FIG. 29 is a right side elevational view thereof;  
FIG. 30 is a view from the head end thereof;  
FIG. 31 is a view from the handle end thereof;  
FIG. 32 is an enlarged  $\frac{3}{4}$  perspective view of a sixth embodiment showing a handle of our toothbrush design, with the broken line showing of bristles being for illustrative purposes only and forming no part of this embodiment;  
FIG. 33 is a top plan view thereof;  
FIG. 34 is a bottom plan view thereof;  
FIG. 35 is a left side elevational view thereof;  
FIG. 36 is a right side elevational view thereof;  
FIG. 37 is a view from the head end thereof;  
FIG. 38 is a view from the handle end thereof;  
FIG. 39 is an enlarged  $\frac{3}{4}$  perspective view of a seventh embodiment of the toothbrush showing our new design;  
FIG. 40 is a top plan view thereof;  
FIG. 41 is a left side elevational view thereof;  
FIG. 42 is a right side elevational view thereof;  
FIG. 43 is a view from the head end thereof; and,  
FIG. 44 is a view from the handle end thereof.  
The bottom plan view embodiments 2, 3, 4, 5, and 7, is the same in appearance as the bottom plan view that is shown in FIG. 3.

**1 Claim, 28 Drawing Sheets**

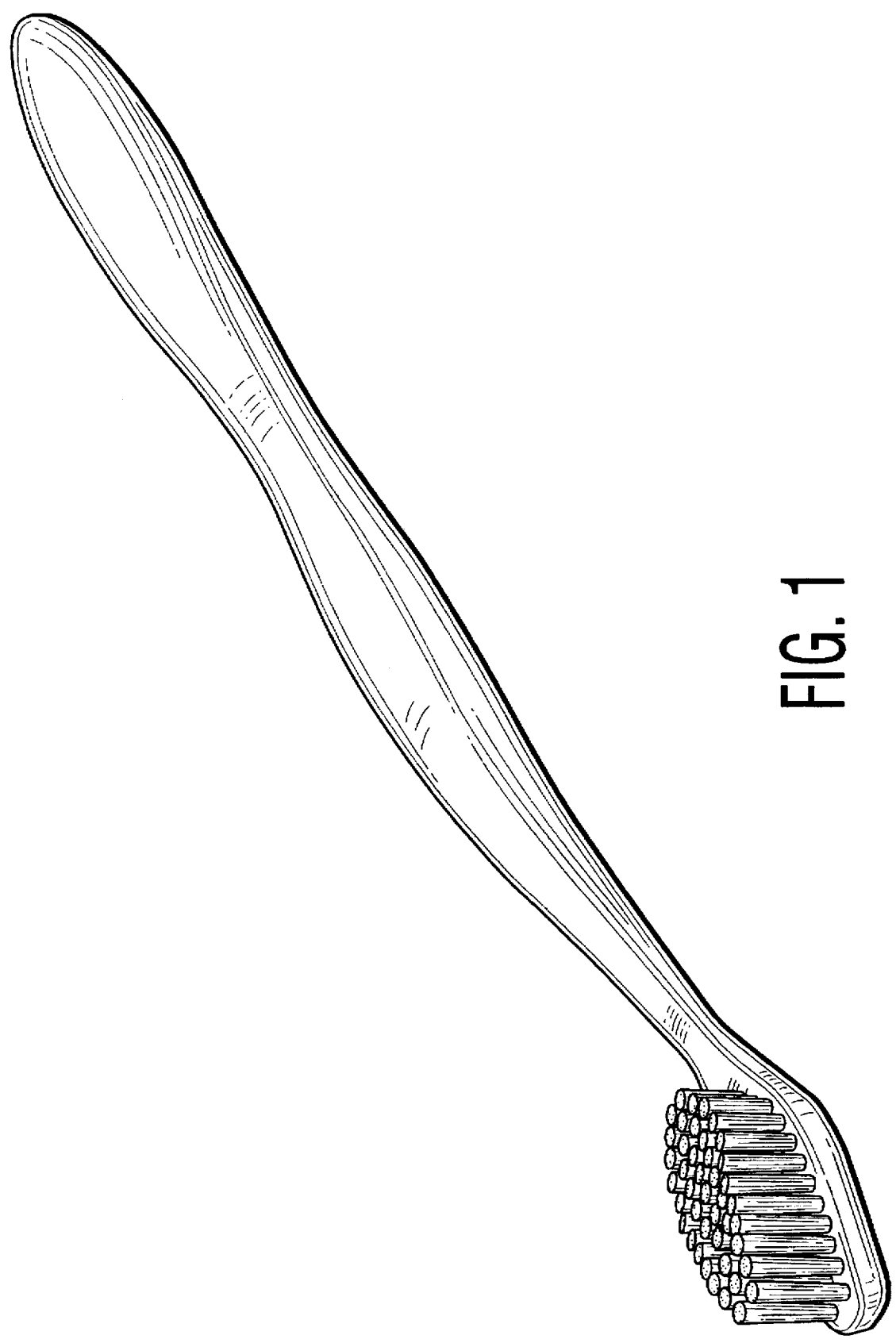


FIG. 1

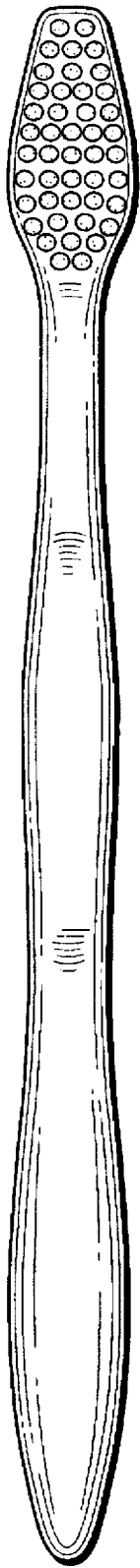


FIG. 2



FIG. 3

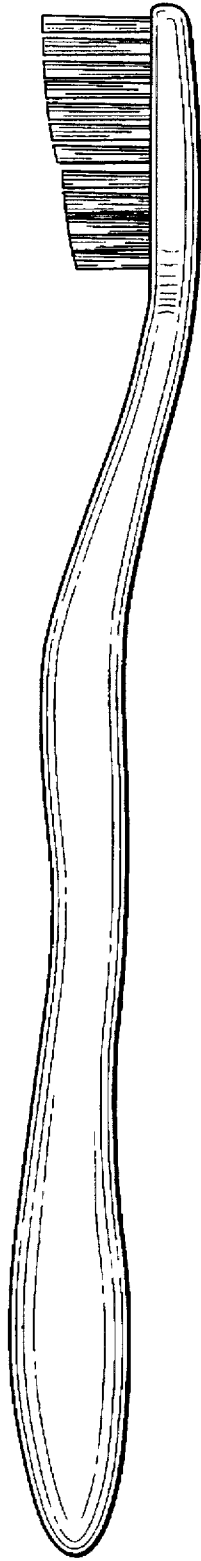


FIG. 4

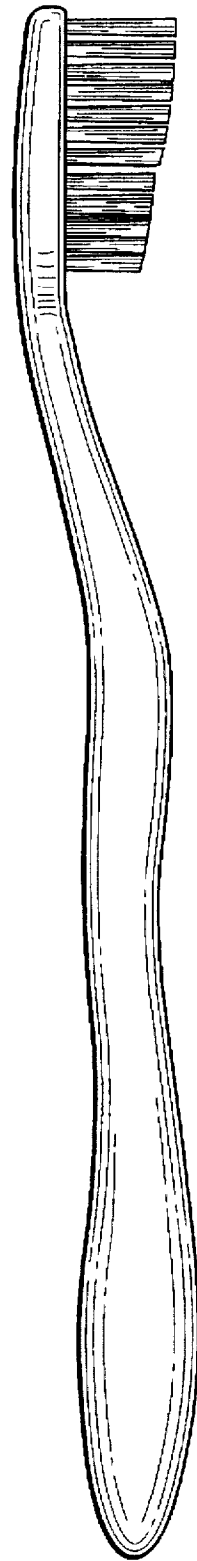


FIG. 5

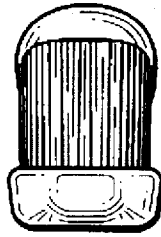


FIG. 6

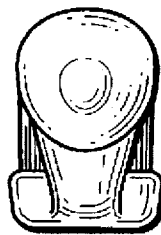


FIG. 7

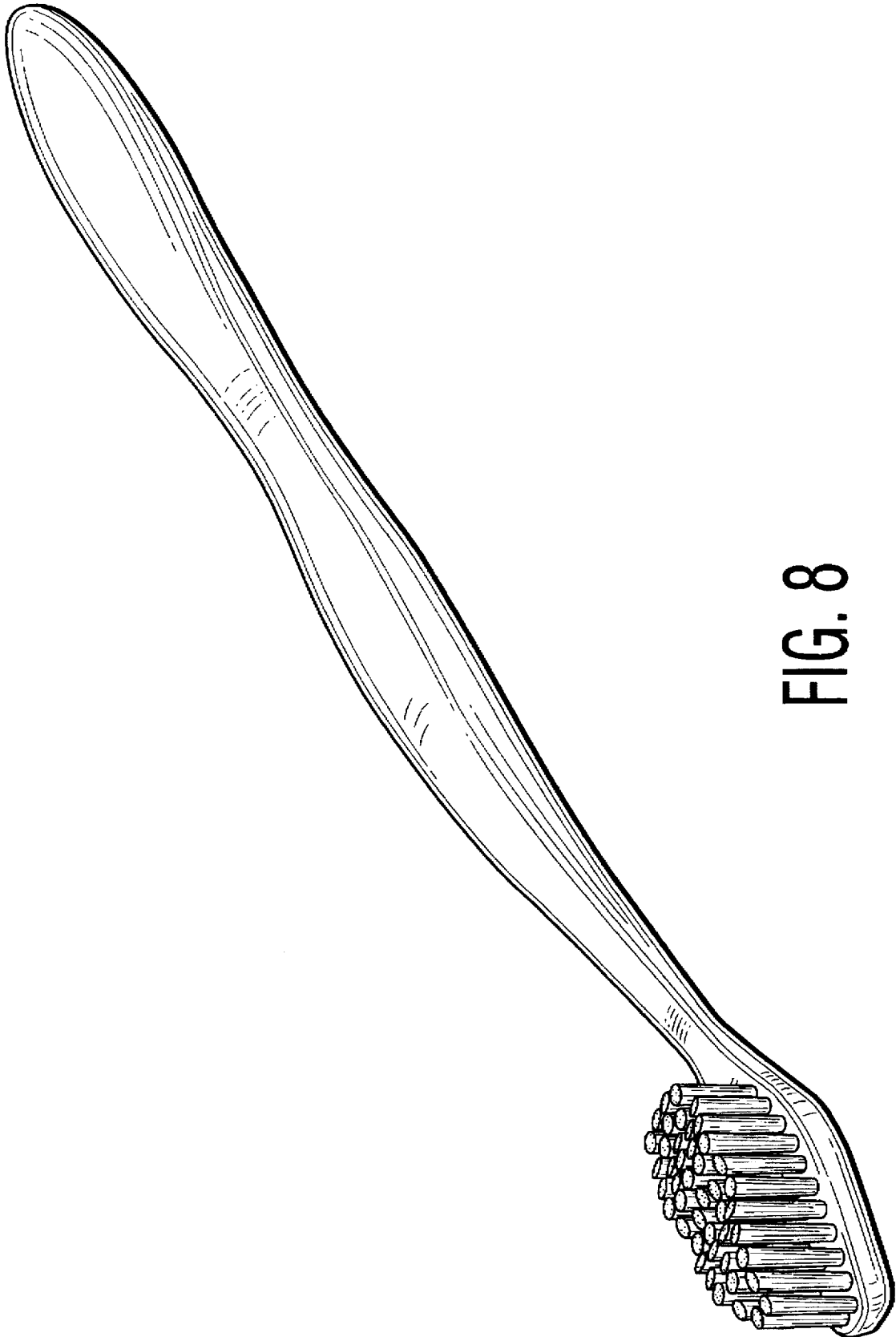


FIG. 8

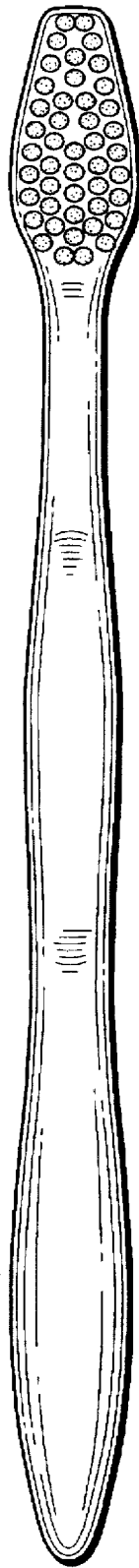


FIG. 9



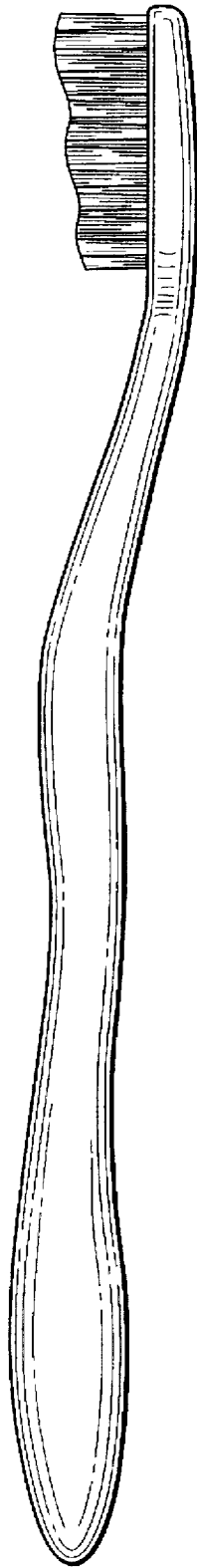


FIG. 10

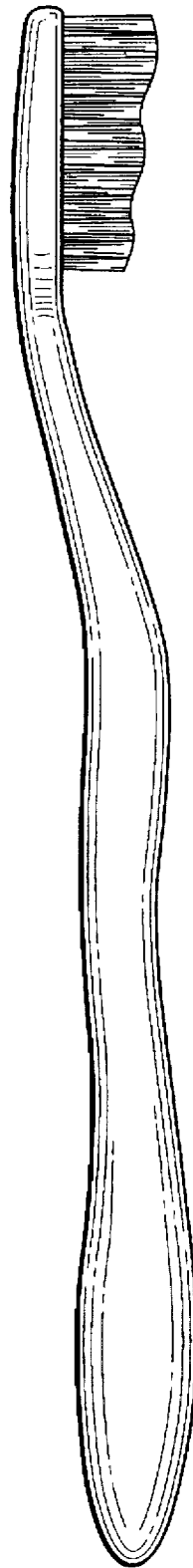


FIG. 11

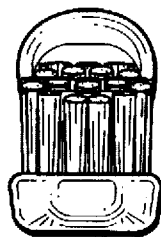


FIG. 12

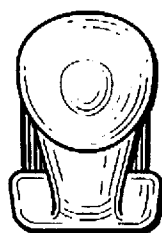


FIG. 13

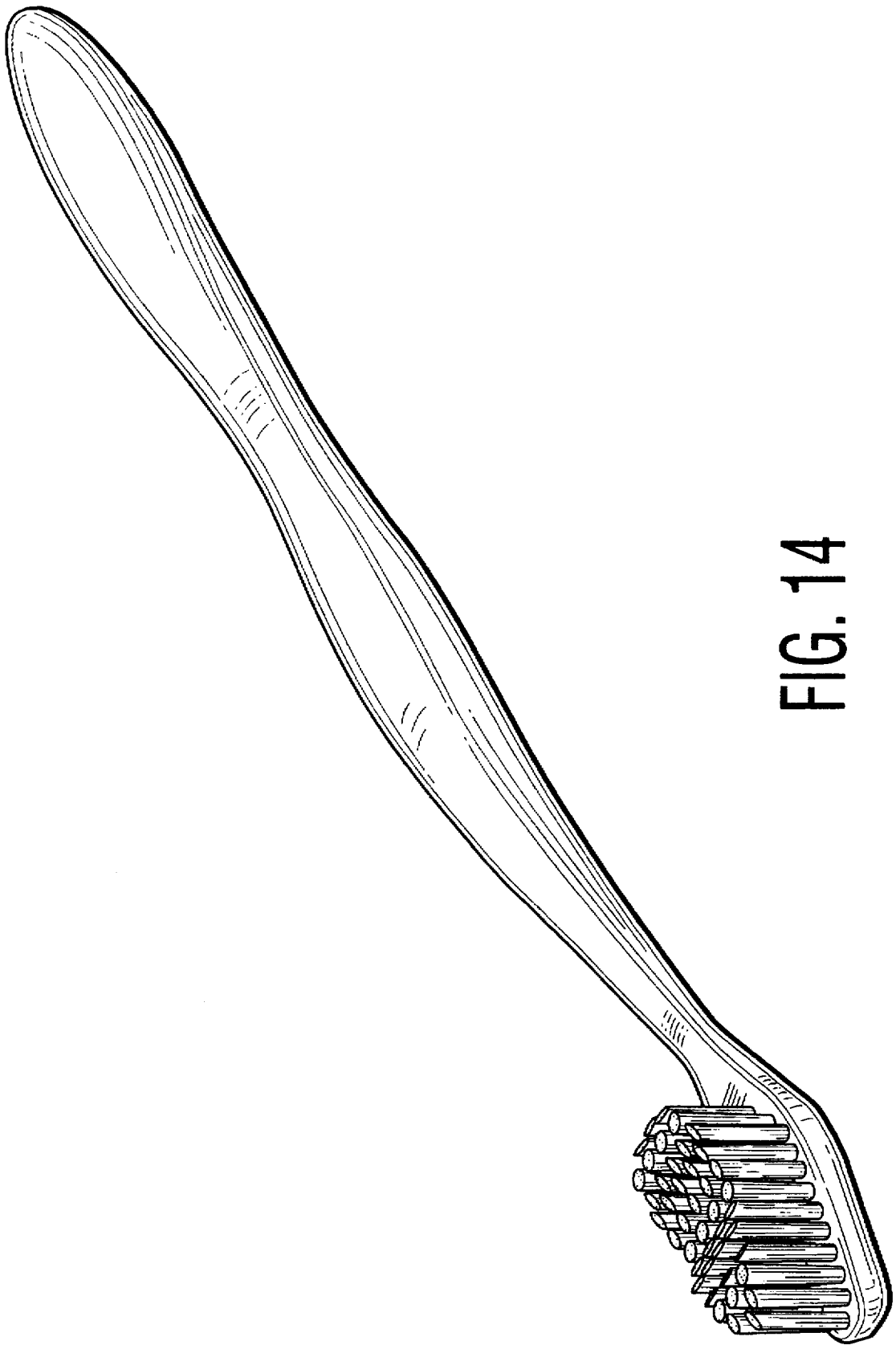


FIG. 14

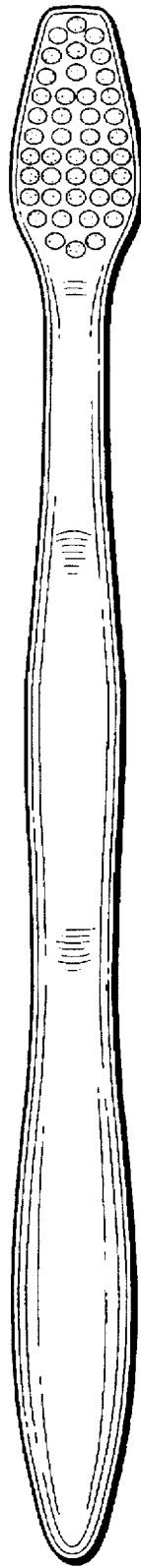


FIG. 15

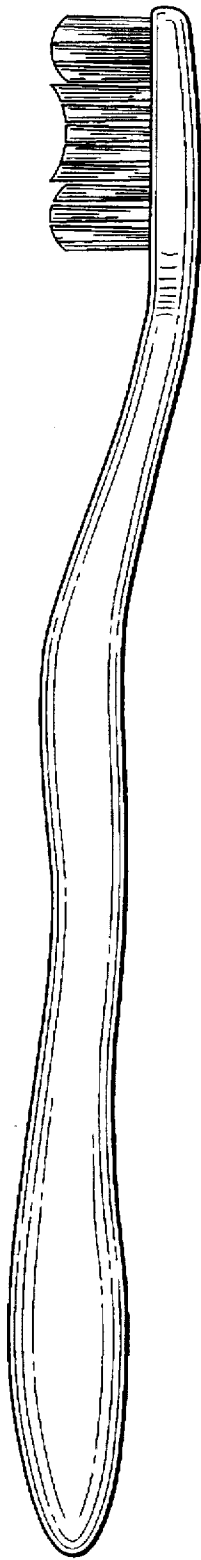


FIG. 16

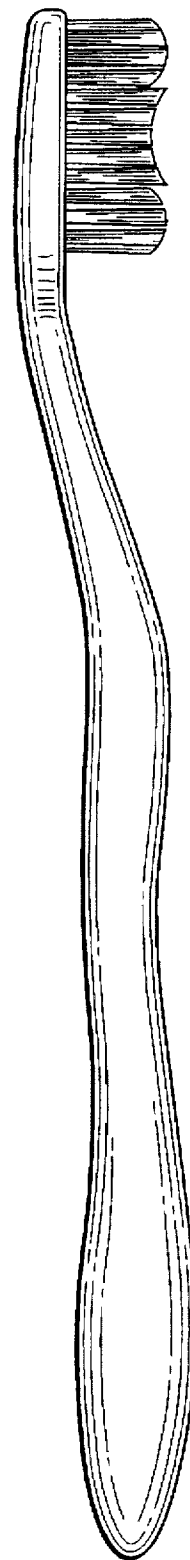


FIG. 17

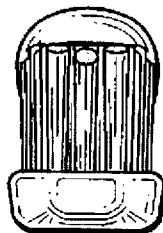


FIG. 18

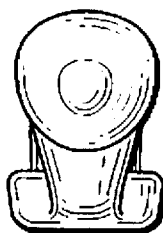


FIG. 19

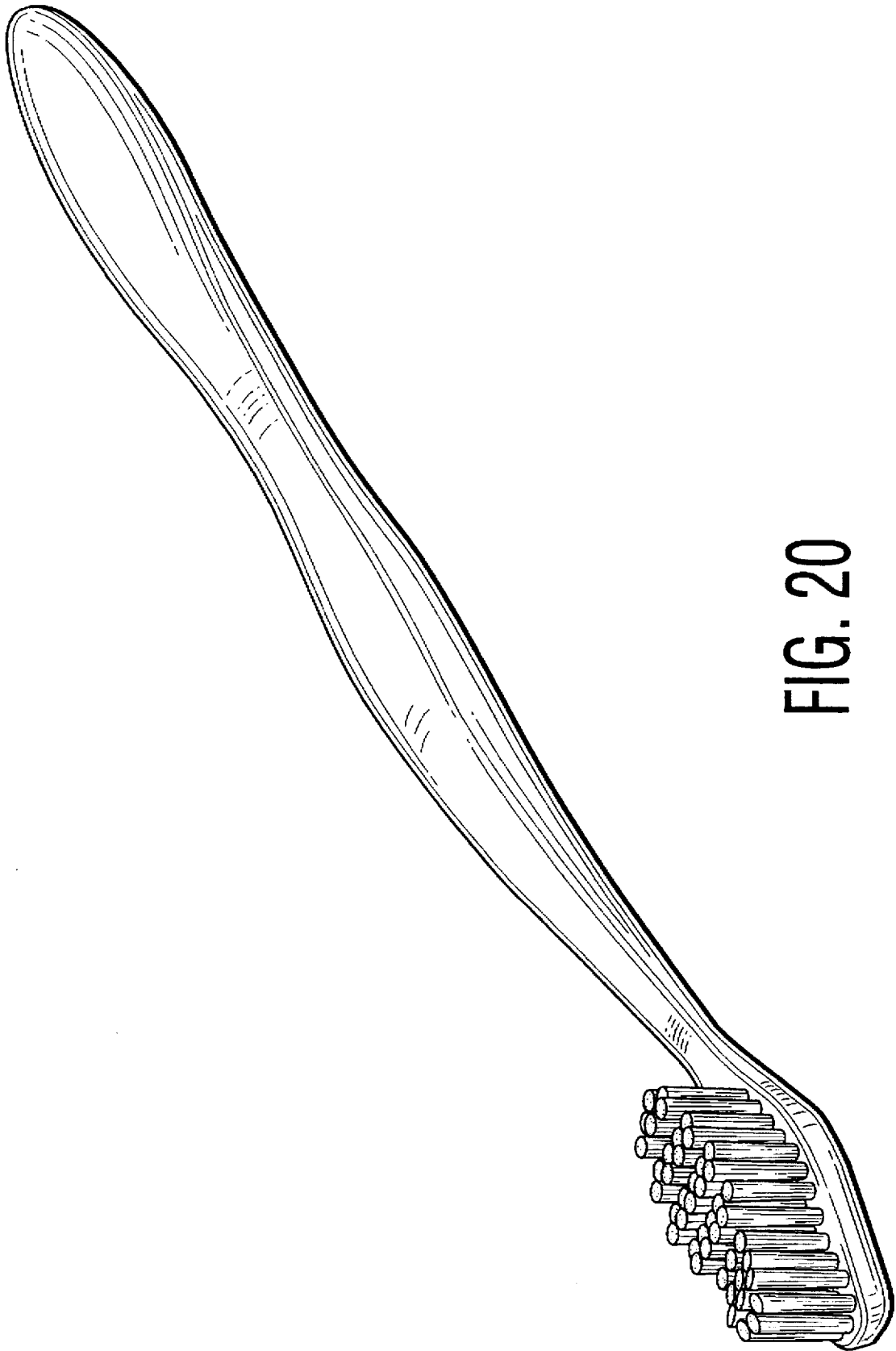


FIG. 20



FIG. 21



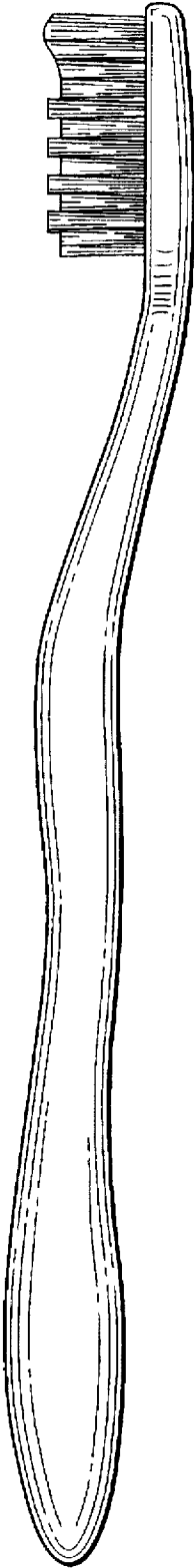


FIG. 22

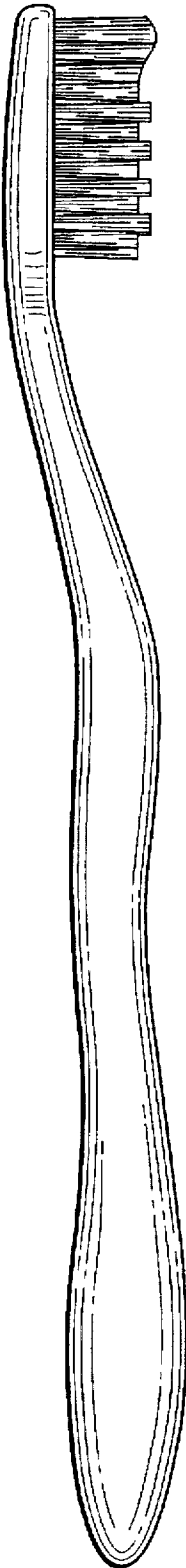


FIG. 23

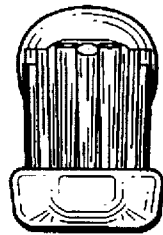


FIG. 24

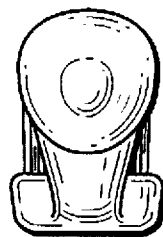


FIG. 25

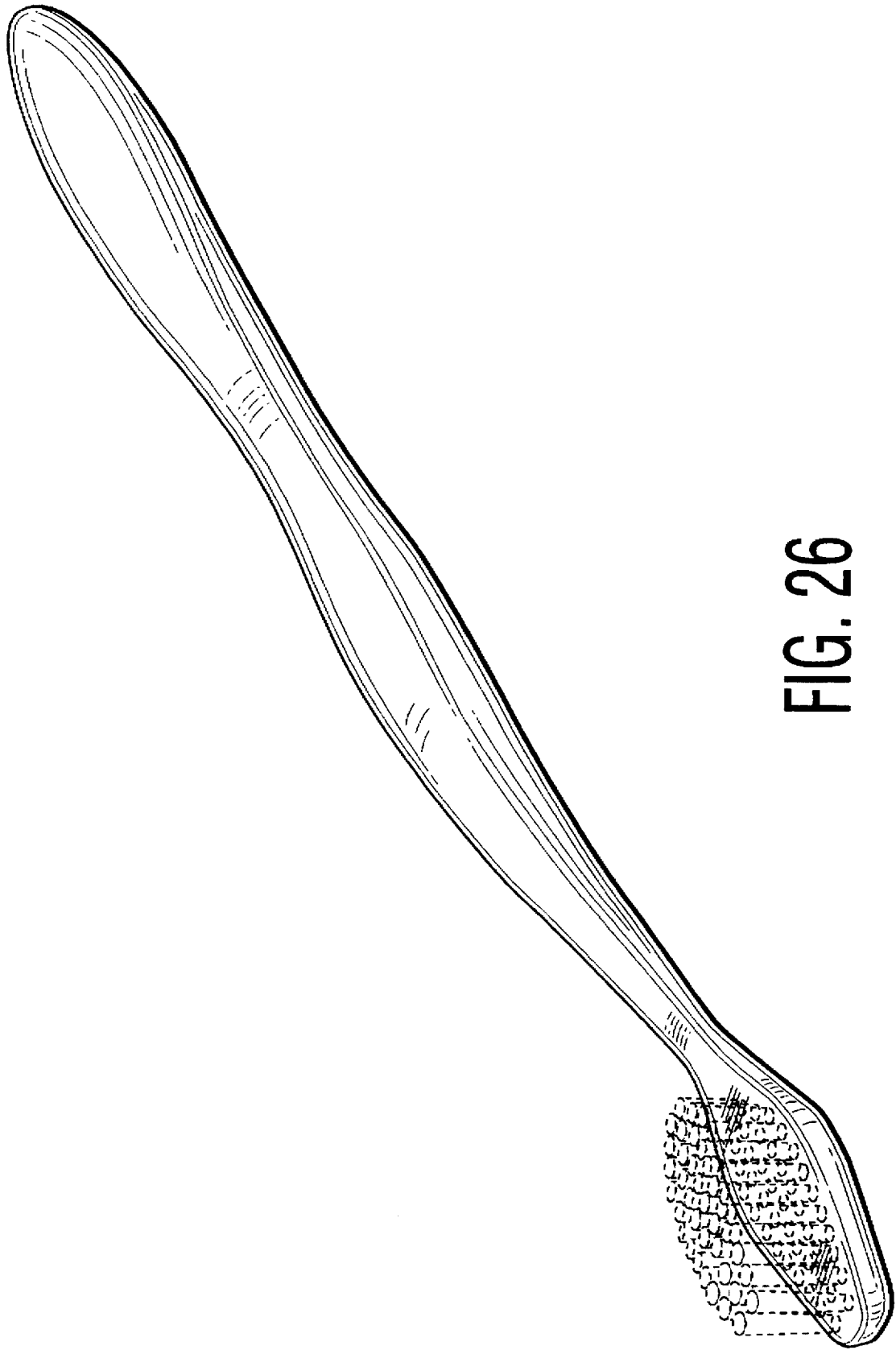


FIG. 26



FIG. 27

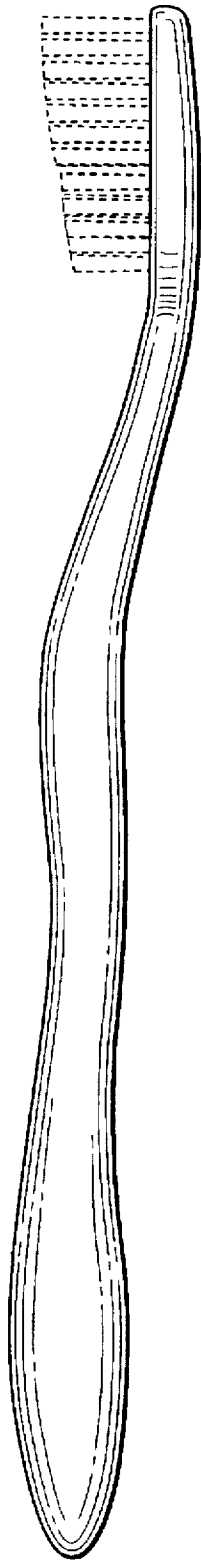


FIG. 28

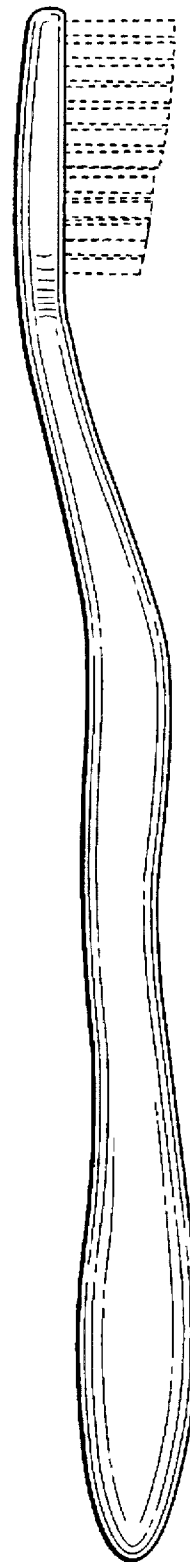


FIG. 29

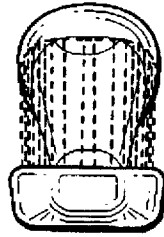


FIG. 30

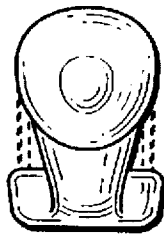


FIG. 31

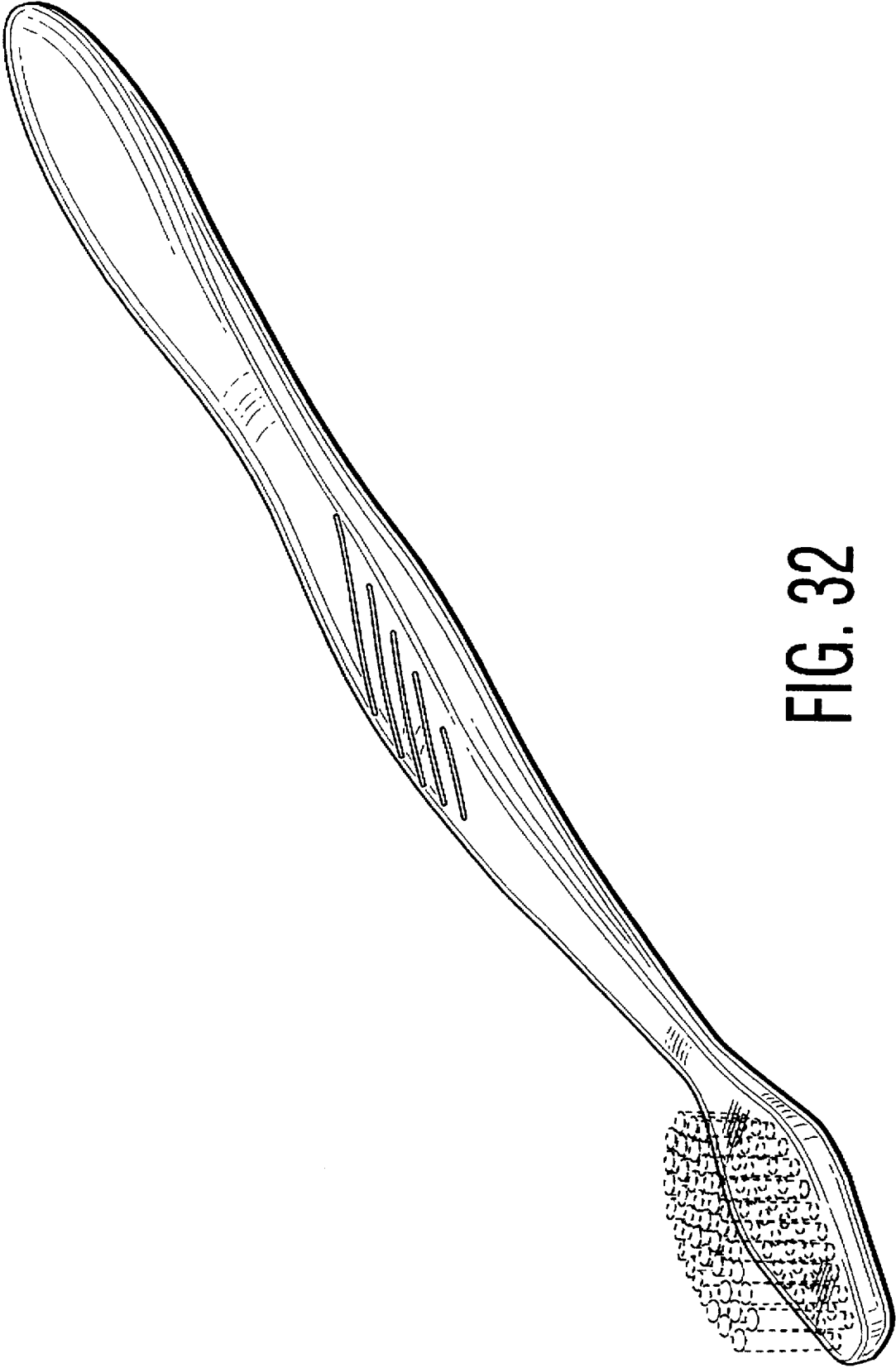


FIG. 32

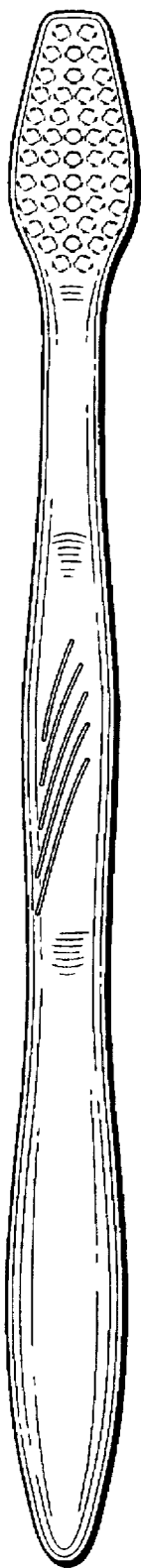


FIG. 33

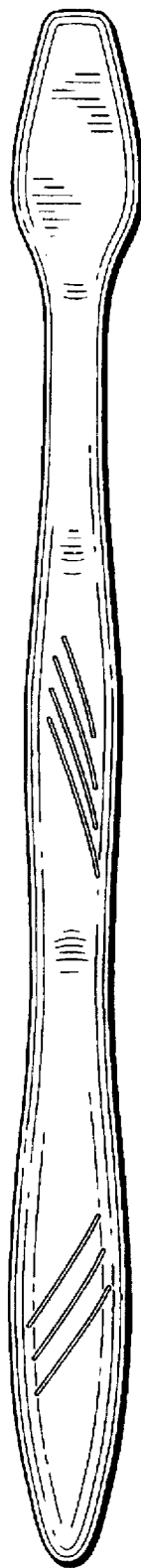


FIG. 34



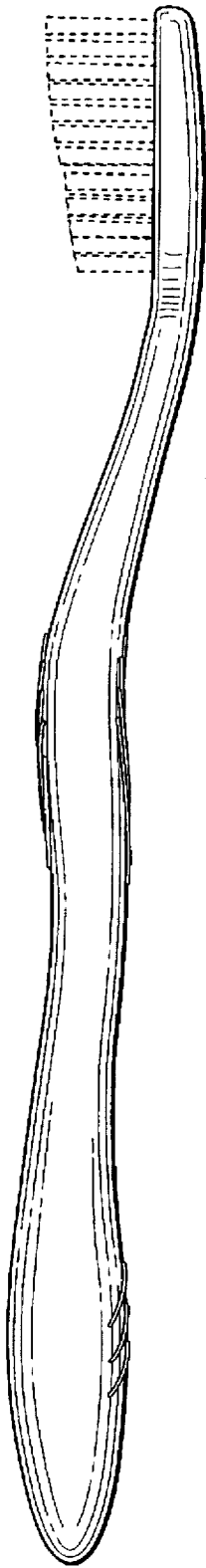


FIG. 35

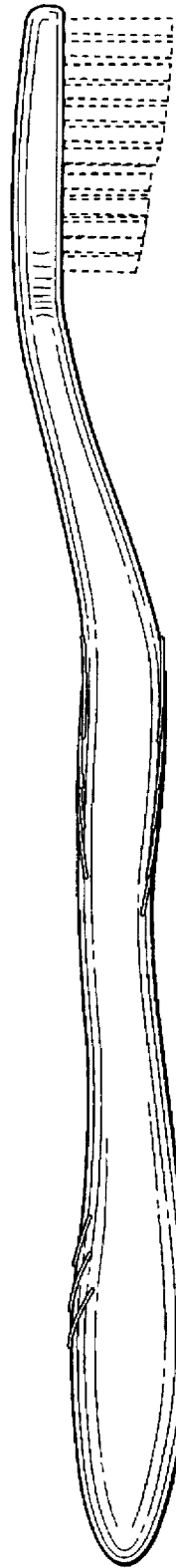


FIG. 36

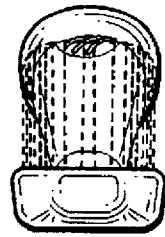


FIG. 37

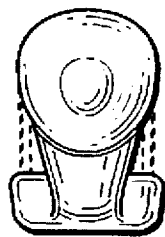


FIG. 38

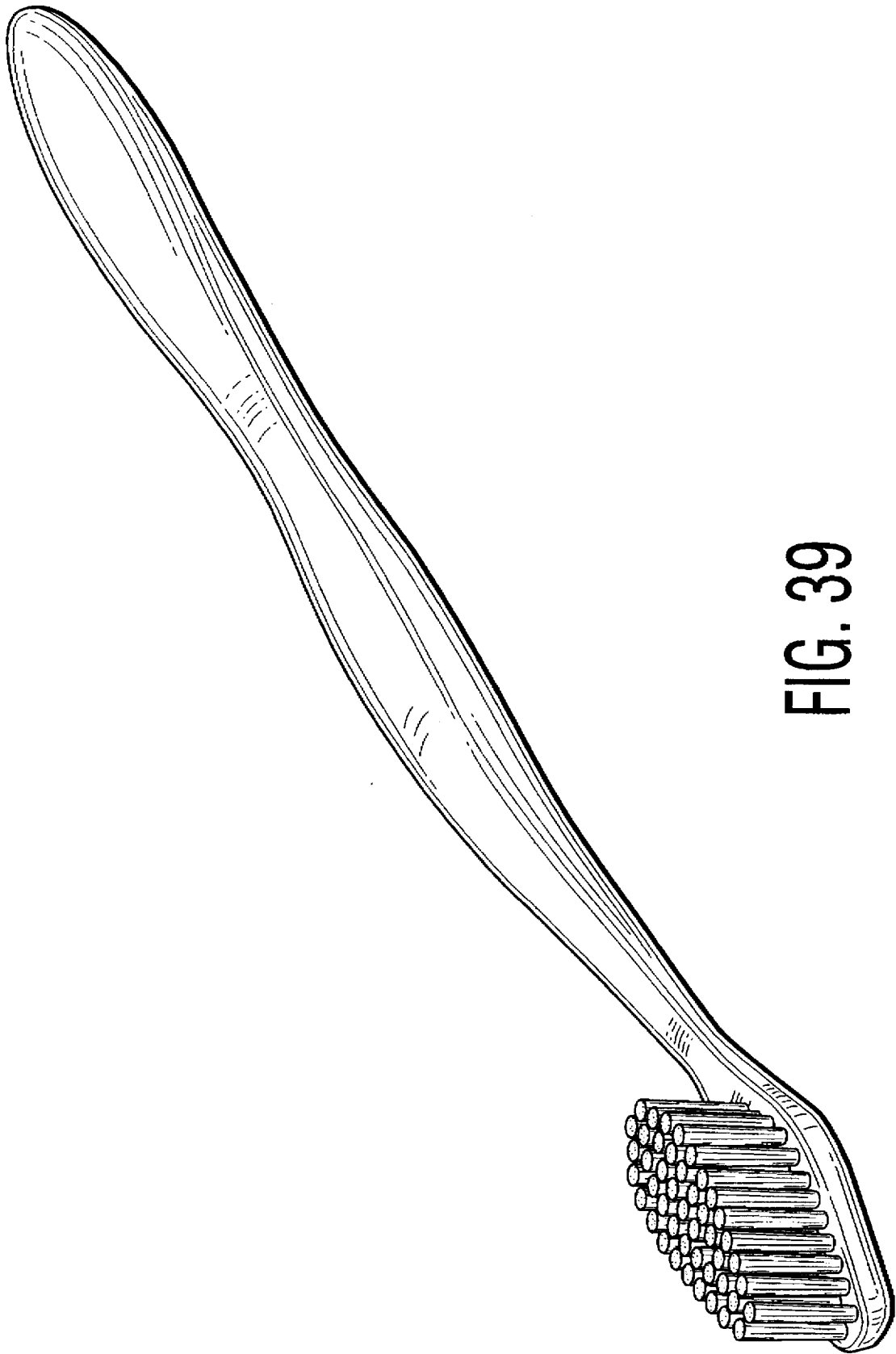


FIG. 39

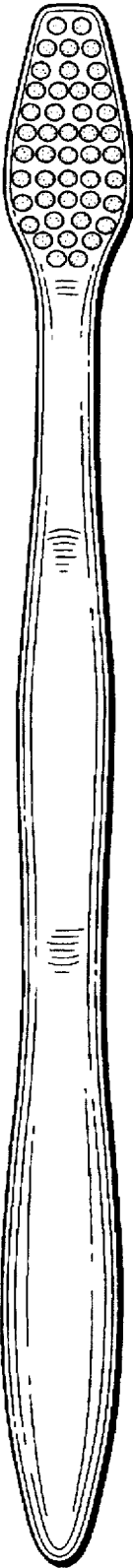


FIG. 40

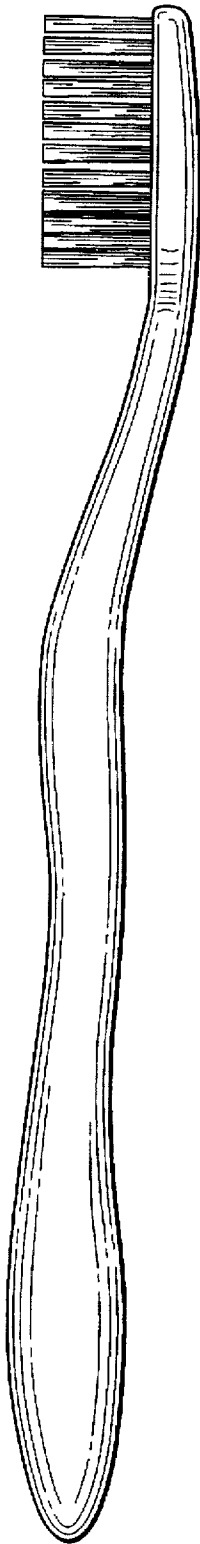


FIG. 41

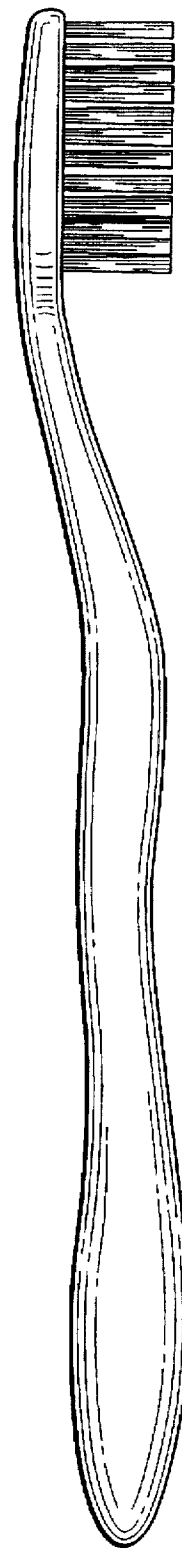


FIG. 42

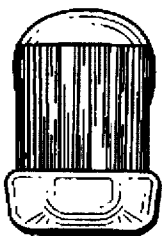


FIG. 43

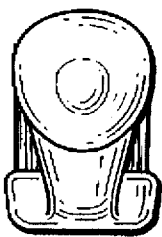


FIG. 44