



US00D772681S

(12) **United States Design Patent**
Cooper et al.

(10) **Patent No.:** **US D772,681 S**

(45) **Date of Patent:** **** *Nov. 29, 2016**

(54) **TOOL HANDLE**

(71) Applicant: **Wilmar Corporation**, Renton, WA
(US)

(72) Inventors: **David James Cooper**, Renton, WA
(US); **Harrison Zhang**, Shanghai (CN)

(73) Assignee: **Wilmar Corporation**, Renton, WA
(US)

(*) Notice: This patent is subject to a terminal disclaimer.

(**) Term: **14 Years**

(21) Appl. No.: **29/508,453**

(22) Filed: **Nov. 6, 2014**

D372,411 S *	8/1996	Ho	D8/107
5,615,445 A *	4/1997	Kelsay	B25G 1/10 15/143.1
D394,073 S *	5/1998	Hennessy	D16/135
D408,253 S *	4/1999	Rowlay	D8/107
5,956,799 A *	9/1999	Panaccione	A47L 13/022 15/143.1
D426,135 S *	6/2000	Lee	D8/107
6,085,424 A *	7/2000	Mai	B25F 1/02 15/236.01
6,131,290 A *	10/2000	Chiou	B25F 1/00 16/436
D444,692 S *	7/2001	Marquardt	D7/395
D458,679 S *	6/2002	Thompson	D24/133
D459,187 S *	6/2002	Norton	D8/14
D468,989 S *	1/2003	Gringer	D8/107
D476,203 S *	6/2003	Mahan	D8/21
D490,290 S *	5/2004	Norton	D32/46
D564,853 S *	3/2008	Chen	D8/107
D618,981 S *	7/2010	Gringer	D32/41
D682,067 S *	5/2013	Tillet	D8/107
D689,356 S *	9/2013	Yang	D8/107
D719,433 S *	12/2014	Cooper	D16/135

* cited by examiner

Related U.S. Application Data

(62) Division of application No. 29/462,915, filed on Aug. 9, 2013, now Pat. No. Des. 719,433.

(51) **LOC (10) Cl.** **08-06**

(52) **U.S. Cl.**
USPC **D8/107; D16/135**

(58) **Field of Classification Search**
USPC D8/107, 83, 89, 14; D16/130, 135;
D6/309; 16/110.1; 81/177.1, 489;
D32/46; 359/802, 803, 817, 805

CPC G02B 25/02
See application file for complete search history.

Primary Examiner — Paula Greene

(74) *Attorney, Agent, or Firm* — Baumgartner Patent Law; Marc Baumgartner

(57) **CLAIM**

The ornamental design for a tool handle, as shown and described.

DESCRIPTION

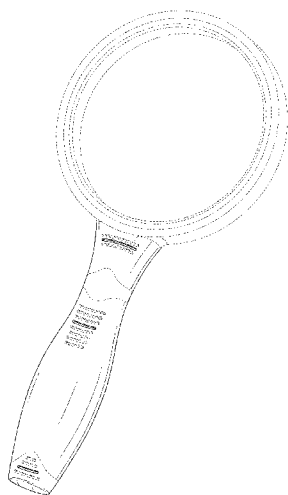
FIG. 1 is a perspective view of an embodiment of a tool handle embodying our design;
FIG. 2 is a front view of the tool handle of FIG. 1;
FIG. 3 is a rear view of the tool handle of FIG. 1;
FIG. 4 is a first side view of the tool handle of FIG. 1;
FIG. 5 is a second side view of the tool handle of FIG. 1;
FIG. 6 is a top view of the tool handle of FIG. 1; and,
FIG. 7 is a bottom view of the tool handle of FIG. 1.
The broken lines form no part of the claimed design.

1 Claim, 5 Drawing Sheets

(56) **References Cited**

U.S. PATENT DOCUMENTS

3,393,587 A *	7/1968	Jolliff	B25B 13/465 81/177.85
4,903,706 A *	2/1990	Vila-Cora	A61B 3/1208 351/209
D344,825 S *	3/1994	Cummings	D32/49
D371,949 S *	7/1996	Abucewicz	D8/107



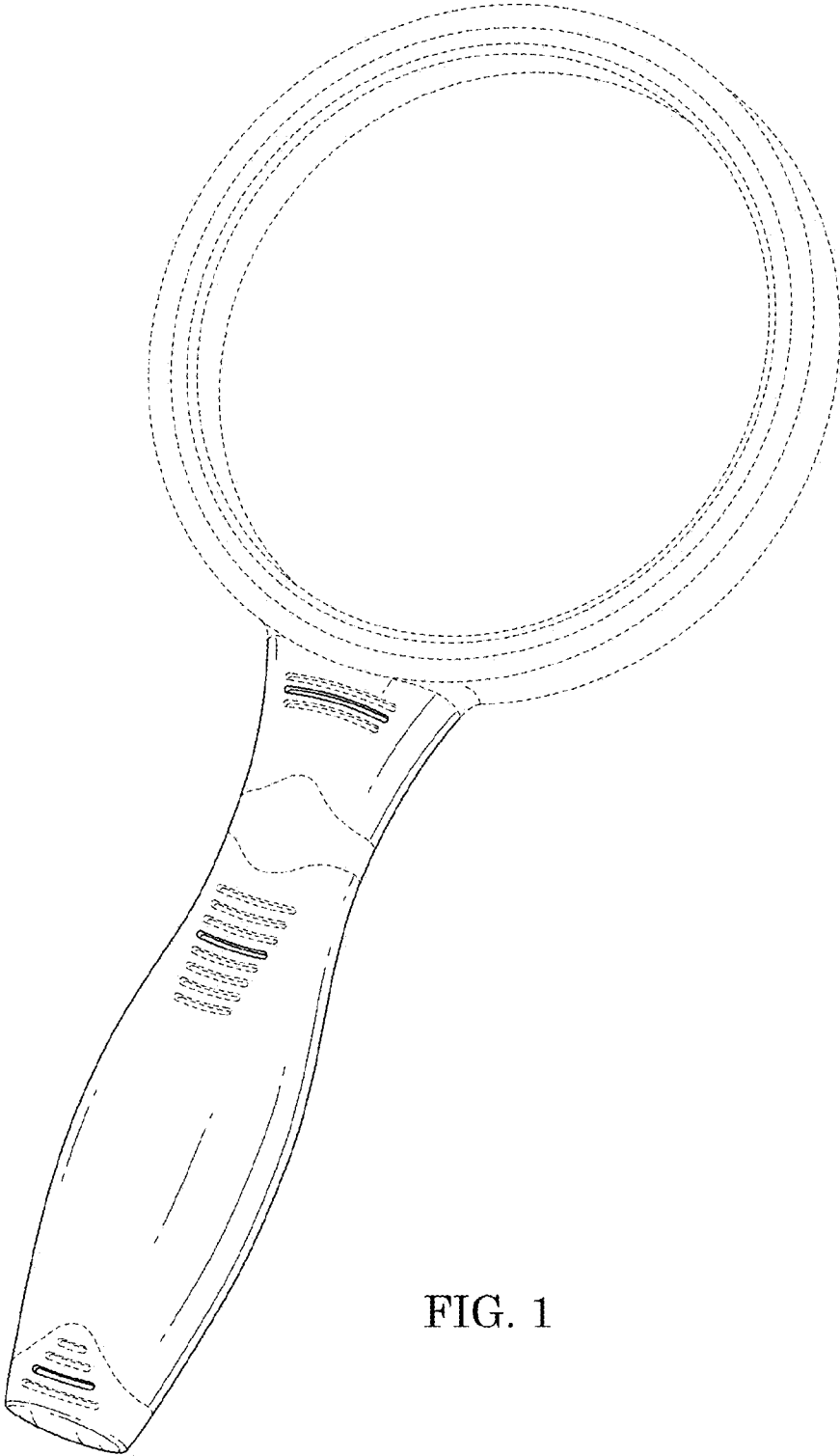


FIG. 1

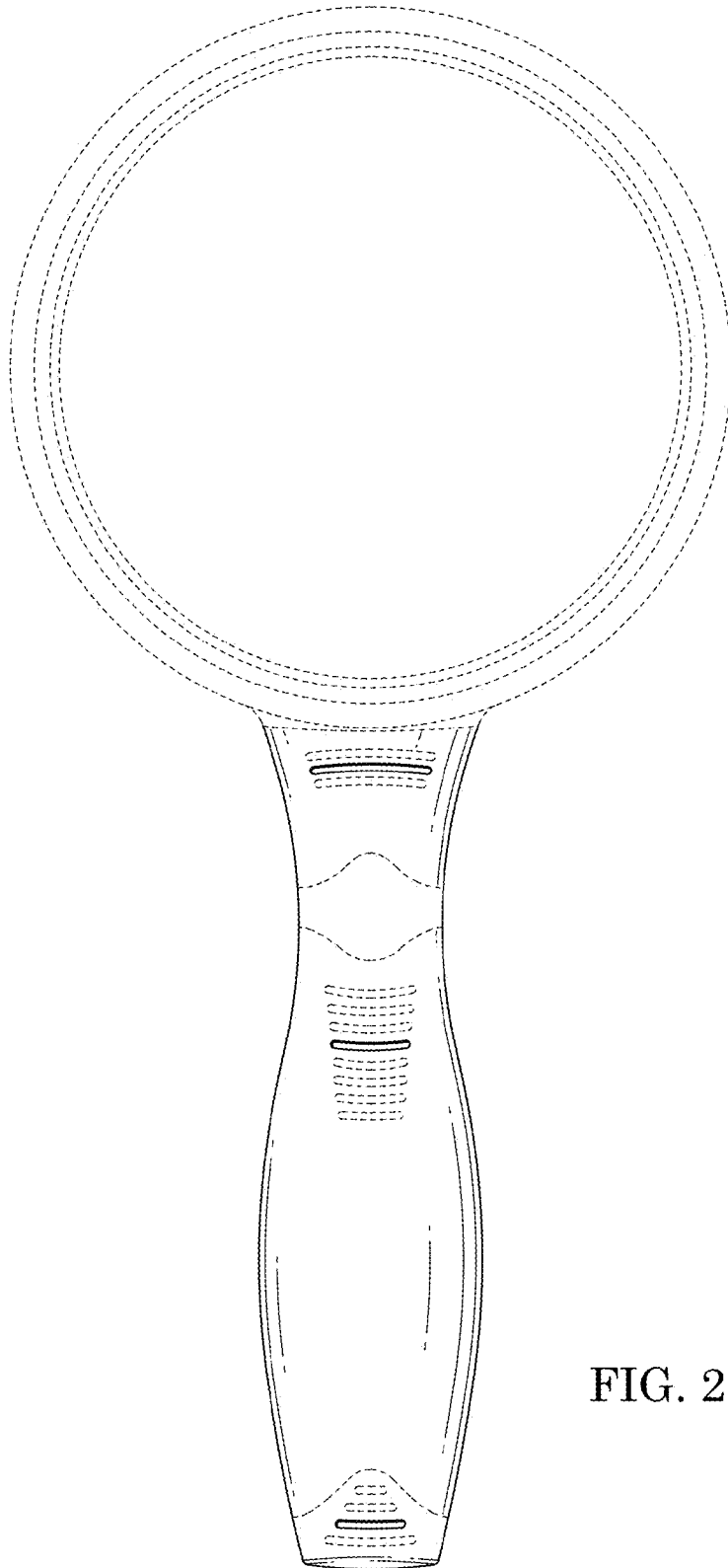


FIG. 2

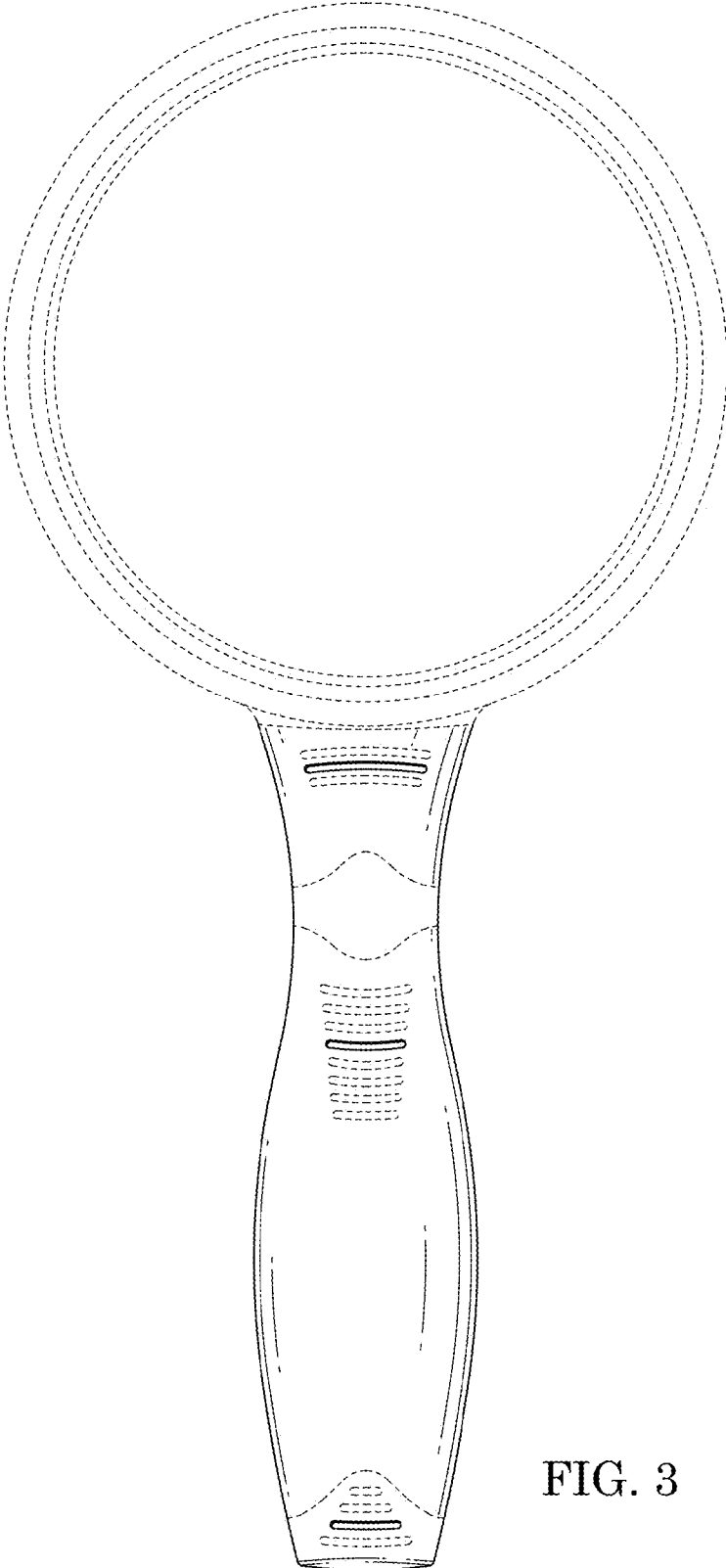


FIG. 3

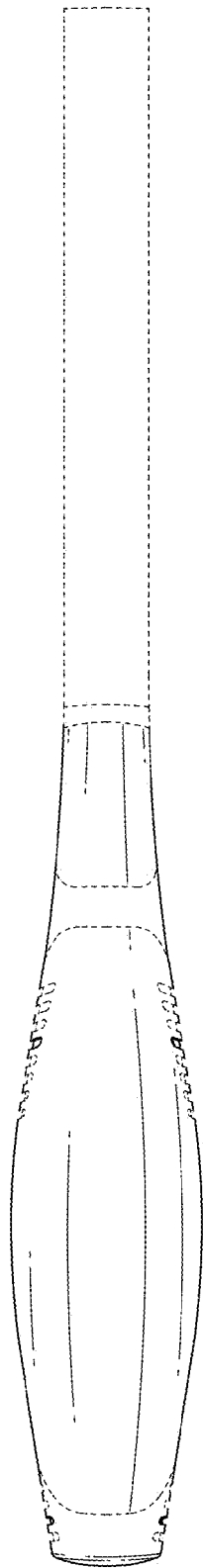


FIG. 4

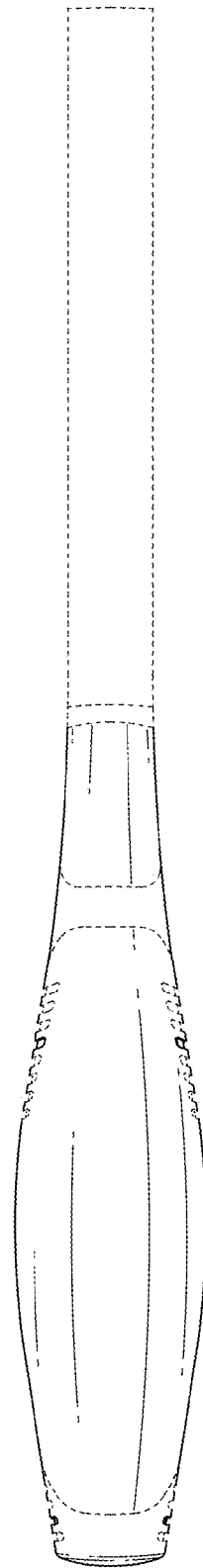


FIG. 5

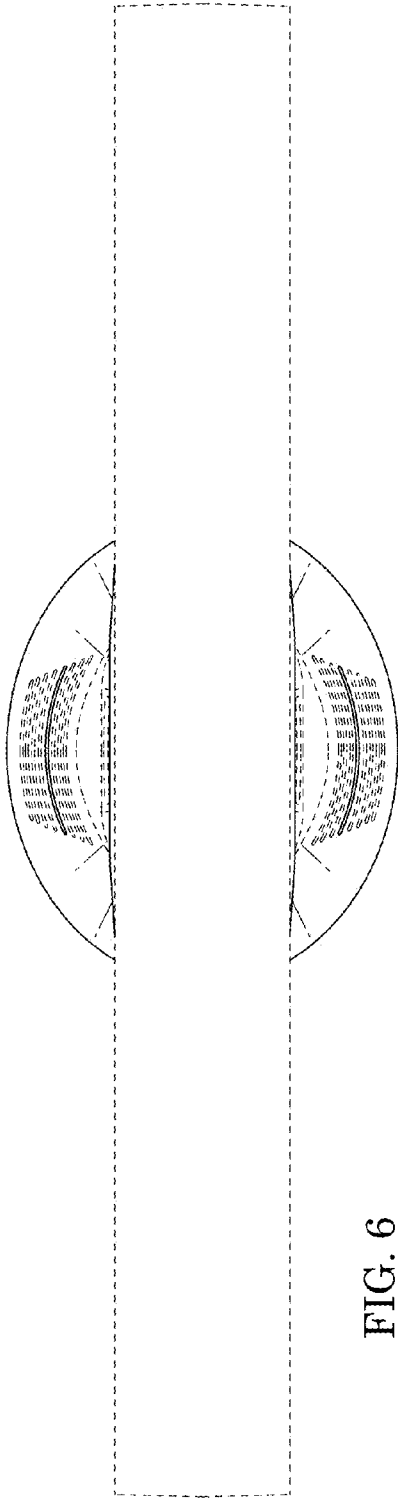


FIG. 6

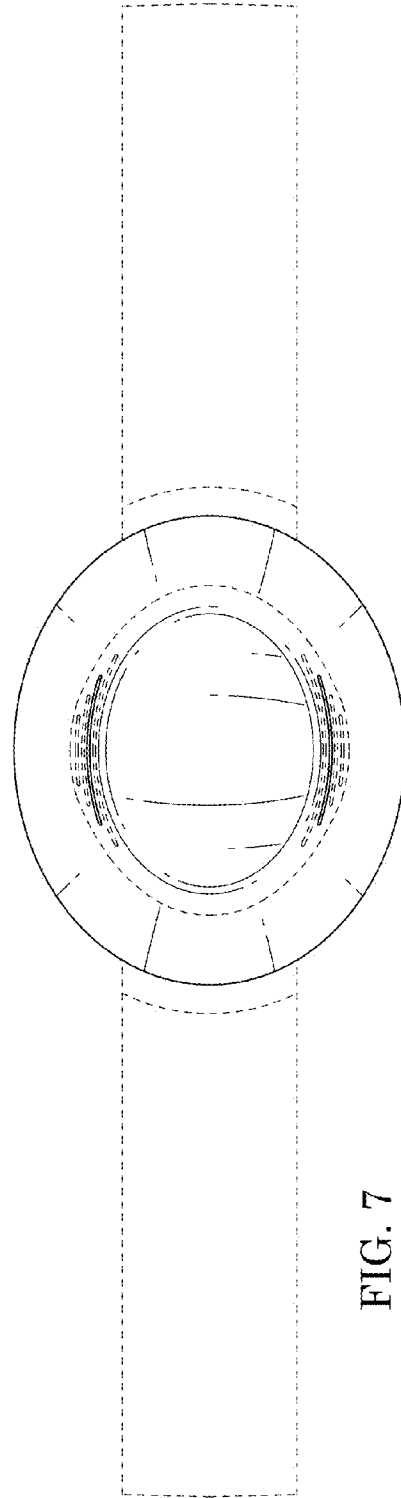


FIG. 7