



US00D492782S1

(12) **United States Design Patent** (10) **Patent No.:** **US D492,782 S**
Faller et al. (45) **Date of Patent:** **** Jul. 6, 2004**

(54) **DEFIBRILLATOR ELECTRODE ASSEMBLY**

(75) Inventors: **Frederick W. Faller**, Burlington, MA (US); **Ward Hamilton**, Amherst, NH (US); **Michael R. Dupelle**, Attleboro, MA (US); **Deborah T. Jones**, Dartmouth, MA (US)

(73) Assignee: **ZMD Corporation**, Wilmington, DE (US)

(**) Term: **14 Years**

(21) Appl. No.: **29/180,419**

(22) Filed: **Apr. 23, 2003**

Related U.S. Application Data

(62) Division of application No. 29/167,062, filed on Sep. 9, 2002.

(51) **LOC (7) Cl.** **24-01**

(52) **U.S. Cl.** **D24/167**

(58) **Field of Search** D24/168, 187; 607/142, 152; 600/372, 382, 384

(56) **References Cited**

U.S. PATENT DOCUMENTS

521,594 A	6/1894	Miles	
631,733 A	8/1899	Bonfiles et al.	
4,121,575 A	10/1978	Mills et al.	
4,355,634 A	10/1982	Kanter	
4,610,254 A *	9/1986	Morgan et al.	607/6
4,809,683 A	3/1989	Hanson	
5,010,896 A	4/1991	Westbrook	
5,078,134 A	1/1992	Heilman et al.	
5,184,620 A	2/1993	Cudahy et al.	
5,356,428 A	10/1994	Way	
5,443,494 A	8/1995	Paolizzi et al.	
5,456,710 A *	10/1995	Gadsby	607/142
5,466,244 A	11/1995	Morgan	
5,938,597 A	8/1999	Stratbucker	

5,951,598 A *	9/1999	Bishay et al.	607/142
5,995,861 A	11/1999	Price	
6,006,125 A	12/1999	Kelly et al.	
6,075,369 A	6/2000	Morgan	
6,101,413 A	8/2000	Olson et al.	
6,157,851 A	12/2000	Kelly et al.	
6,178,357 B1	1/2001	Gliner et al.	
6,259,939 B1	7/2001	Rogel	
6,390,996 B1	5/2002	Halperin et al.	
6,405,083 B1 *	6/2002	Rockwell et al.	607/5
6,463,327 B1	10/2002	Lurie et al.	

OTHER PUBLICATIONS

Life Science Technologies: CPR Devices Ltd. [online]. Naiot Technological Center Ltd., date unknown [date of retrieval unknown]. Retrieved from the Internet: <URL: www.naiot.com/html/life/cprdevices.html>. Description of CPR Devices Ltd. CardioPress™ and Moni-press™; date unknown.

* cited by examiner

Primary Examiner—Stella Reid

(74) *Attorney, Agent, or Firm*—Fish & Richardson P.C.C.

(57) **CLAIM**

The ornamental design for a defibrillator electrode assembly, as shown and described.

DESCRIPTION

FIG. 1 is a perspective view of a defibrillator electrode assembly, showing our new design. FIG. 2 is a top plan view thereof. FIG. 3 is a front elevational view thereof. FIG. 4 is a rear elevational view thereof. FIG. 5 is a bottom plan view thereof. FIG. 6 is a left side elevational view; and, FIG. 7 is a right side elevational view. The broken line showing is for illustrative purposes only and forms no part of the claimed design.

1 Claim, 5 Drawing Sheets

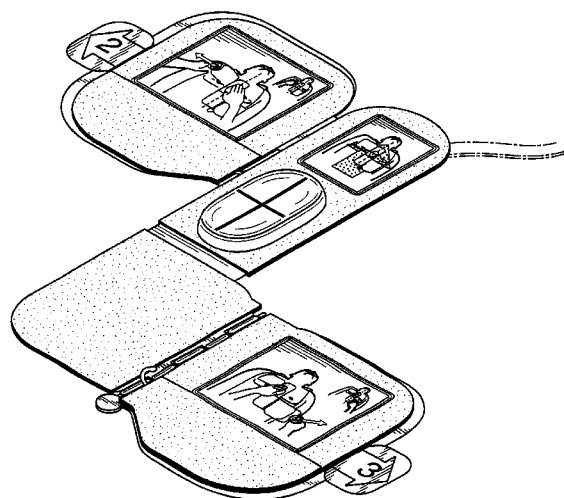


FIG. 1

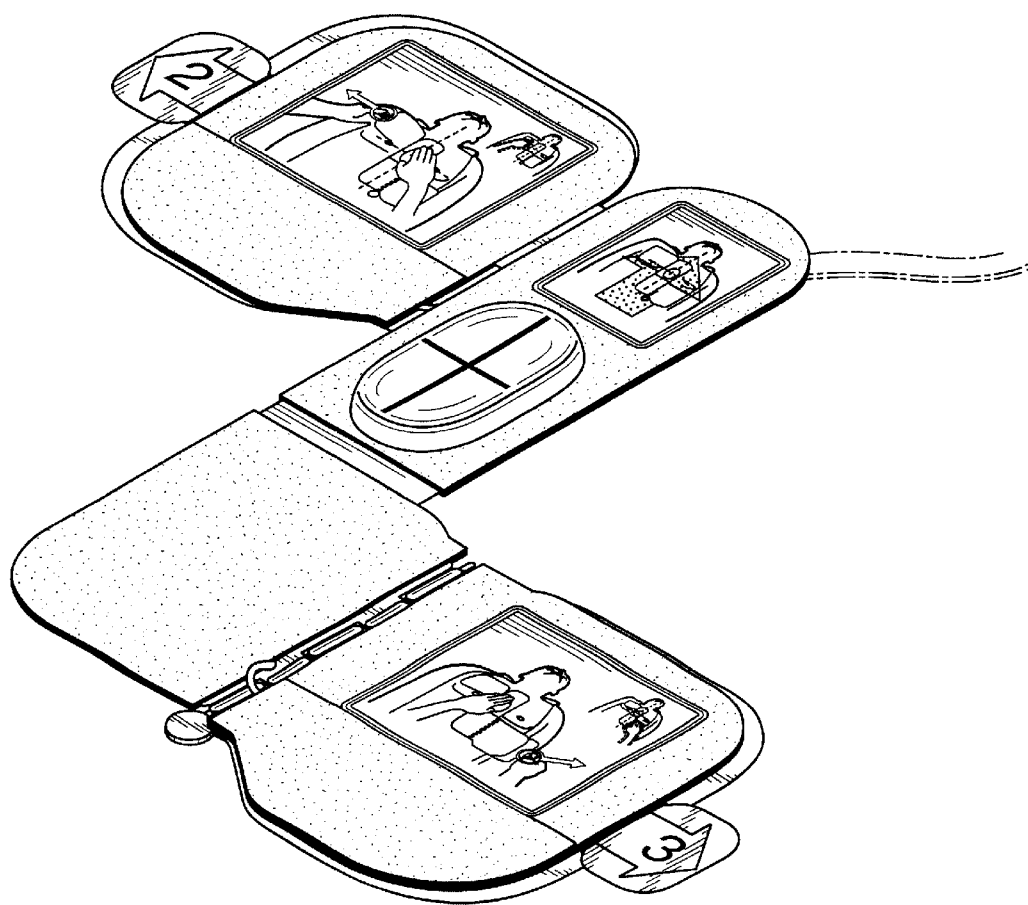


FIG. 2

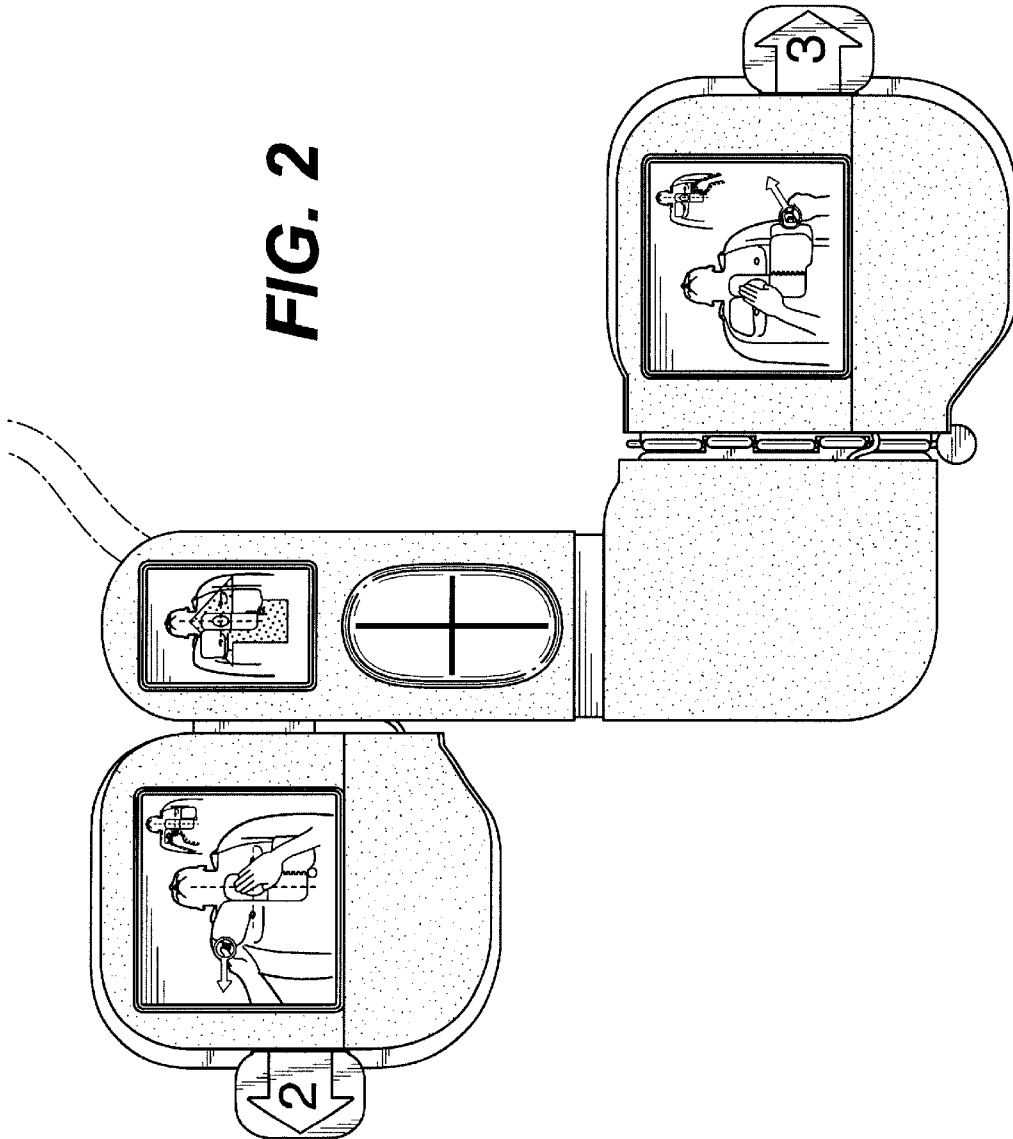


FIG. 3

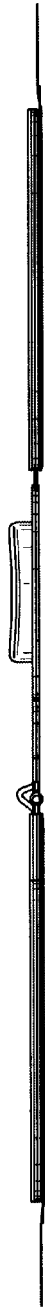


FIG. 4



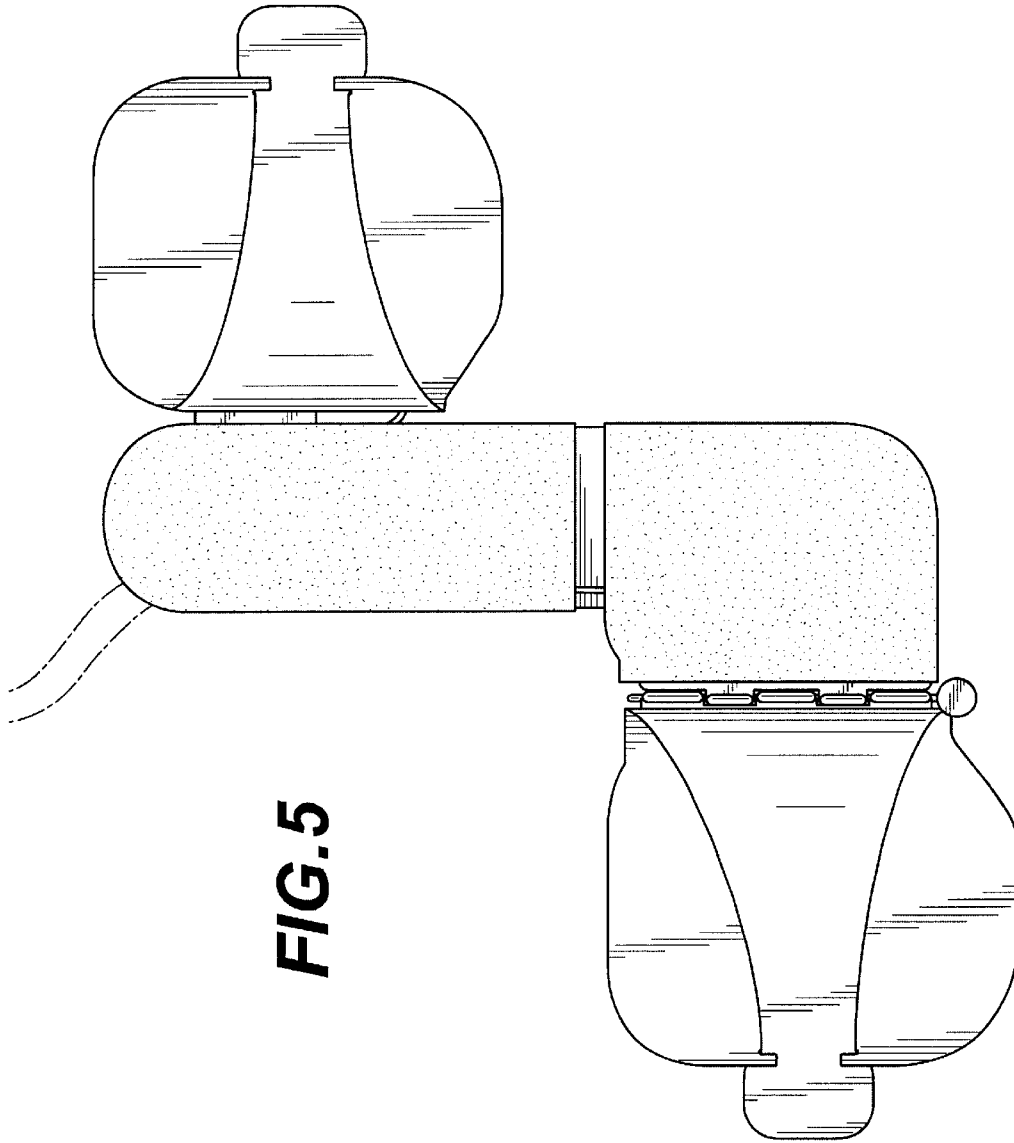


FIG. 6



FIG. 7

