



US00D982218S

(12) **United States Design Patent**
Lou

(10) **Patent No.:** **US D982,218 S**

(45) **Date of Patent:** **** Mar. 28, 2023**

(54) **CEILING LIGHT**

(71) Applicant: **Huaxin Technology Innovation (Shenzhen) Co., Ltd.**, Shenzhen (CN)

(72) Inventor: **Xinyong Lou**, Shenzhen (CN)

(73) Assignee: **Huaxin Technology Innovation (Shenzhen) Co., Ltd.**, Shenzhen (CN)

(**) Term: **15 Years**

(21) Appl. No.: **29/837,703**

(22) Filed: **May 7, 2022**

(51) **LOC (14) Cl.** **26-05**

(52) **U.S. Cl.**
USPC **D26/89**

(58) **Field of Classification Search**
USPC D26/1-2, 24, 60-65, 72-92, 138;
D23/385

CPC F21Y 2115/10; F21S 8/026; F21S 8/04;
F21S 8/06; F21S 8/02; F21S 8/024; F21S
8/03; F21S 8/033; F21V 33/0096; F21V
21/03; F21V 15/01; F21V 21/04; F21V
21/047

See application file for complete search history.

(56) **References Cited**

U.S. PATENT DOCUMENTS

D601,744 S *	10/2009	Sakuma	D26/89
D628,317 S *	11/2010	Yamamoto	D26/2
D633,644 S *	3/2011	Sprengers	D26/89
D691,744 S *	10/2013	Tseng	D26/1
D725,304 S *	3/2015	Nelson	D26/70
D744,964 S *	12/2015	Sachsenweger	D26/1
D756,501 S *	5/2016	Park	D23/385
D770,673 S *	11/2016	Hasan	D26/138
D773,103 S	11/2016	Recker et al.		

D796,733 S *	9/2017	LaDuca	D26/2
D836,811 S *	12/2018	Shundong	D26/67
D870,325 S *	12/2019	Zheng	D26/24
D885,638 S *	5/2020	Guo	D26/89
D890,411 S *	7/2020	Bai	D26/138
D921,276 S *	6/2021	Yu	D26/89
D953,598 S *	5/2022	Zhou	D26/85

OTHER PUBLICATIONS

6 Pack 3200lm LED Flush Mount Ceiling Light. By Wkoncldy. Dated Jun. 10, 2021. Found online [Oct. 24, 2022]. <https://www.amazon.com/3100lm-Ceiling-Bedroom-Living-Dining/dp/B096ZJH954> (Year: 2021).*

* cited by examiner

Primary Examiner — Mark A Goodwin
Assistant Examiner — William B Melliar

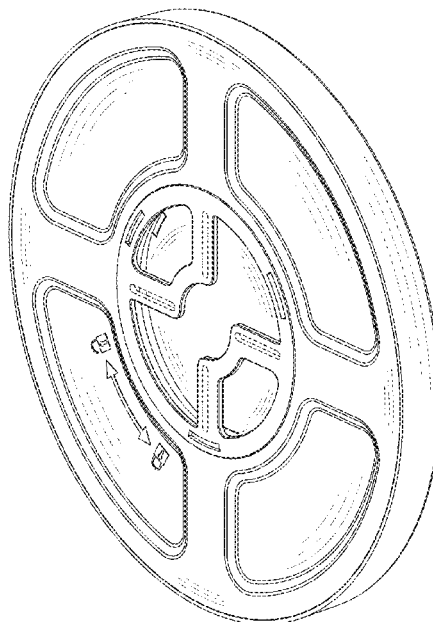
(57) **CLAIM**

The ornamental design for a ceiling light, as shown and described.

DESCRIPTION

FIG. 1 is a perspective view of a ceiling light, showing my new design;
FIG. 2 is a front elevation view thereof;
FIG. 3 is a rear elevation view thereof;
FIG. 4 is a left side elevation view thereof;
FIG. 5 is a right side elevation view thereof;
FIG. 6 is a top plan view thereof; and,
FIG. 7 is a bottom plan view thereof.
The broken lines in the drawings depict portions of the ceiling light that form no part of the claimed design.

1 Claim, 7 Drawing Sheets



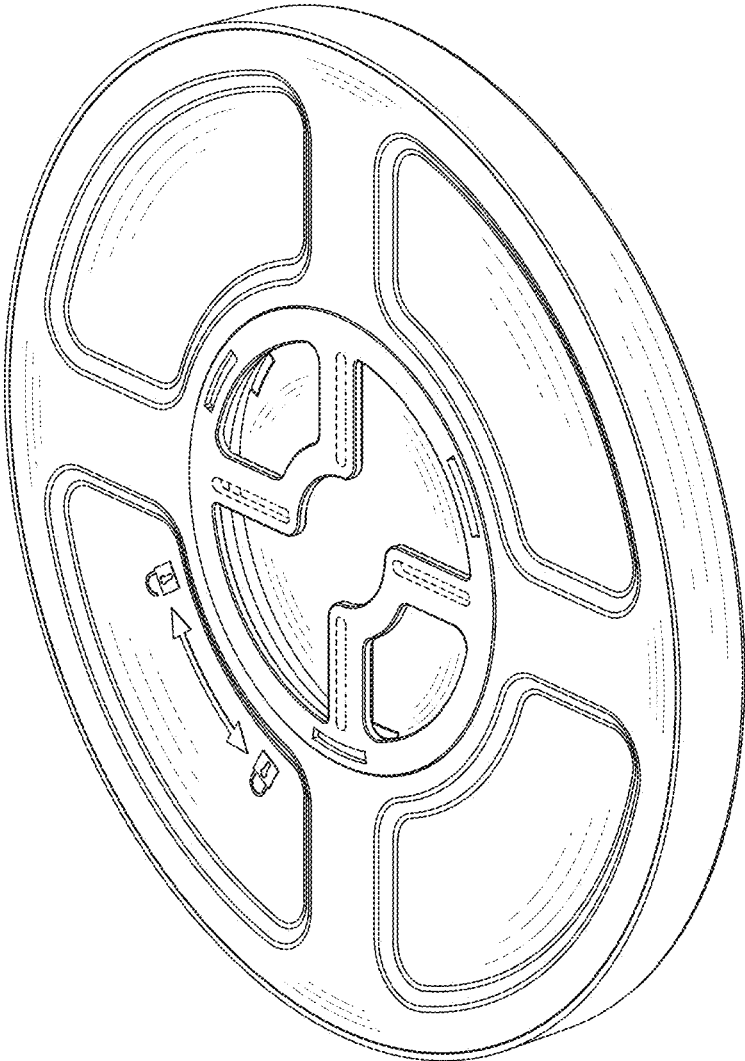


FIG. 1




FIG. 2




FIG. 3




FIG. 4




FIG. 5



FIG. 6

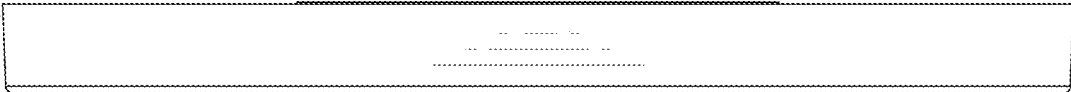


FIG. 7