



US00D986807S

(12) **United States Design Patent**
Kristen et al.

(10) **Patent No.:** **US D986,807 S**

(45) **Date of Patent:** **** May 23, 2023**

(54) **VEHICLE TIRE**

(71) Applicant: **Continental Reifen Deutschland GmbH**, Hannover (DE)

(72) Inventors: **Florian Kristen**, Hannover (DE);
Andrea Kicinova, Púchov (SK)

(73) Assignee: **Continental Reifen Deutschland GmbH**, Hannover (DE)

(**) Term: **15 Years**

(21) Appl. No.: **35/513,336**

(22) Filed: **Oct. 26, 2021**

(80) **Hague Agreement Data**

Int. Filing Date: **Oct. 26, 2021**
Int. Reg. No.: **DM/218062**
Int. Reg. Date: **Oct. 26, 2021**
Int. Reg. Pub. Date: **Jan. 7, 2022**

(30) **Foreign Application Priority Data**

Jun. 30, 2021 (EM) 008598395-0001

(51) **LOC (14) Cl.** **12-15**

(52) **U.S. Cl.**

USPC **D12/588**

(58) **Field of Classification Search**

USPC D12/568-604, 900

CPC Y10T 152/10027; B60C 1/0016; B60C

11/0306; B60C 11/0302; B60C 3/06;

B60C 9/17

See application file for complete search history.

(56) **References Cited**

U.S. PATENT DOCUMENTS

D754,059 S * 4/2016 Kristen D12/586

D756,900 S * 5/2016 Kristen D12/587

D757,641 S *	5/2016	Kristen	D12/588
D758,288 S *	6/2016	Kristen	D12/564
D761,723 S *	7/2016	Kristen	D12/586
D762,160 S *	7/2016	Kristen	D12/583
D816,019 S *	4/2018	Schimmoller	D12/588
D825,440 S *	8/2018	Kristen	D12/521
D875,656 S *	2/2020	Wang	D12/588
D940,059 S *	1/2022	Miyake	D12/588
D947,108 S *	3/2022	Kristen	D12/584
D947,756 S *	4/2022	Kristen	D12/588
D953,247 S *	5/2022	Kristen	D12/584
D953,248 S *	5/2022	Kristen	D12/588
D953,249 S *	5/2022	Kristen	D12/588
D960,819 S *	8/2022	Meier	D12/588
2008/0121326 A1 *	5/2008	Ohara	B60C 11/047
				152/209.24
2010/0078106 A1 *	4/2010	Gaus	B60C 11/045
				152/209.21

* cited by examiner

Primary Examiner — John A Voytek

(74) *Attorney, Agent, or Firm* — Laurence A. Greenberg;
Werner H. Stemer; Ralph E. Locher

(57) **CLAIM**

The ornamental design for a vehicle tire, as shown and described.

DESCRIPTION

1. Vehicle tire

1.1 is an enlarged partial front view of the vehicle tire showing my new design;

1.2 is a front perspective view thereof;

1.3 is a left side elevation view thereof;


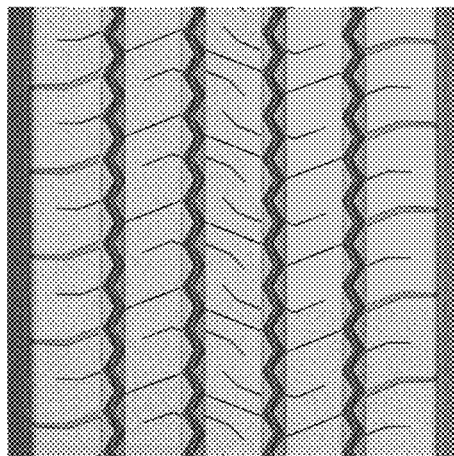
1.4 is a right side elevation view thereof;

1.5 is a front elevation view thereof; and

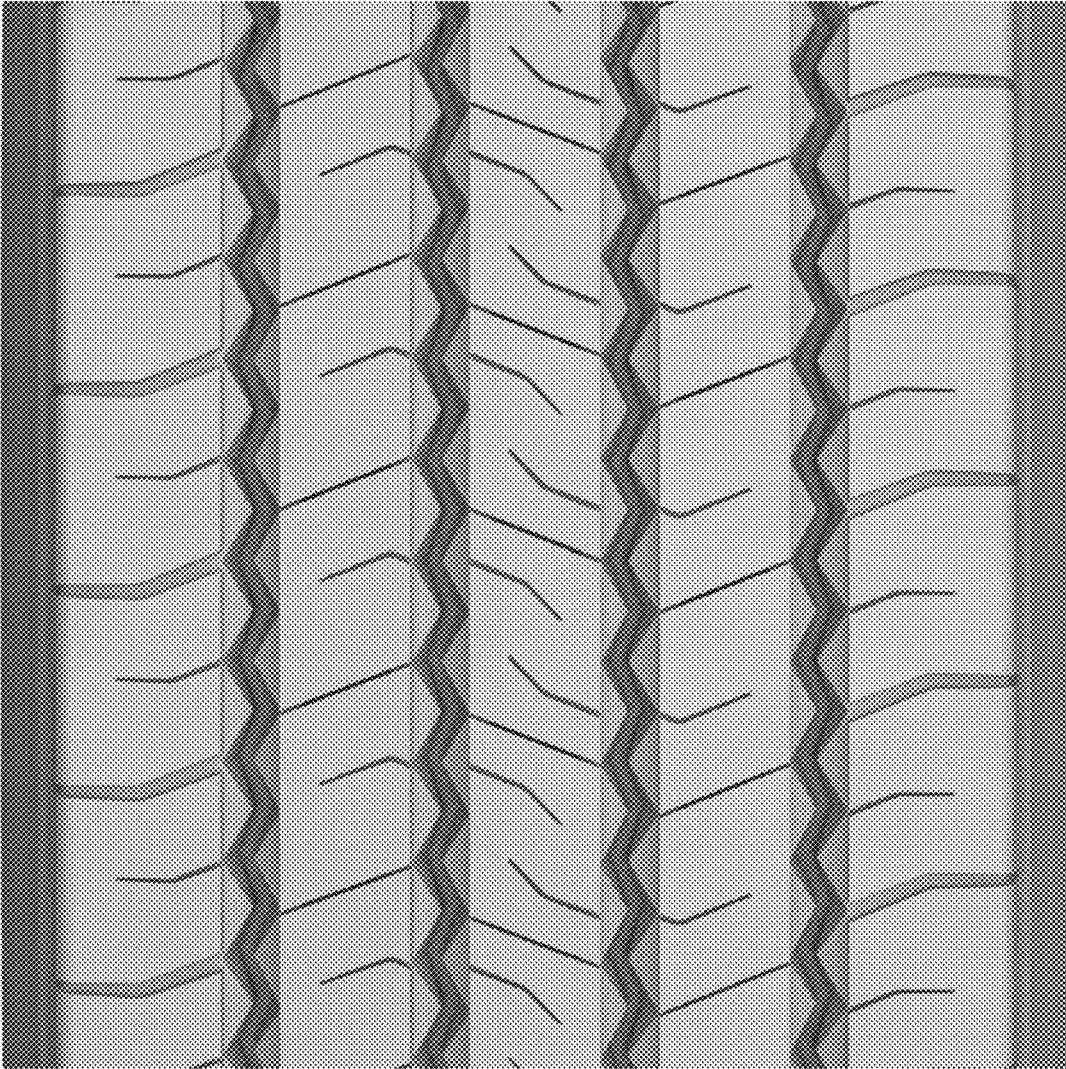
1.6 is a top elevation view thereof.

The dashed-dot broken lines in figure **1.5** is a demarcation of the portion of the design visible in the enlarged partial front view of **1.1** and forms no part of the claimed design.

1 Claim, 6 Drawing Sheets




1.1




1.2



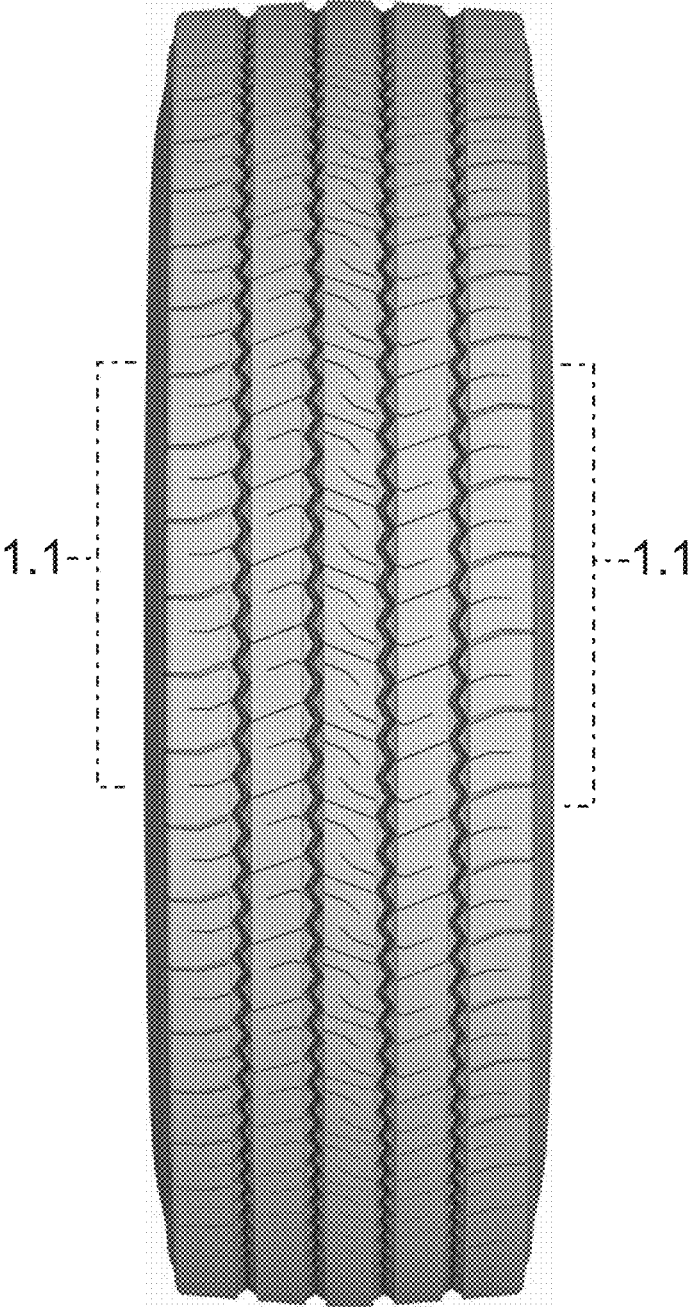
1.3



1.4



1.5



1.6

