



US00D433773S

# United States Patent [19] Gavin

[11] Patent Number: Des. 433,773

[45] Date of Patent: \*\* Nov. 14, 2000

[54] **COMPACT**

[75] Inventor: **Ellen Gavin**, Atlantic Highlands, N.J.

[73] Assignee: **L'Oreal S.A.**, Paris, France

[\*\*] Term: **14 Years**

[21] Appl. No.: **29/111,125**

[22] Filed: **Sep. 21, 1999**

[51] **LOC (7) Cl.** ..... **28-03**

[52] **U.S. Cl.** ..... **D28/83; D28/78**

[58] **Field of Search** ..... **D28/76-83, 91; D9/423; 132/293-307; 220/DIG. 26; 206/235**

[56] **References Cited**

**U.S. PATENT DOCUMENTS**

D. 267,983	2/1983	Cheung	.....	D28/67
D. 270,199	8/1983	Se-Kit	.....	D28/83
D. 281,826	12/1985	Bakic	.....	D28/83
D. 305,947	2/1990	Chevassus	.....	D28/78
D. 318,178	7/1991	Baker et al.	.....	D3/30.5
D. 321,416	11/1991	Bacik	.....	D28/83
D. 329,376	9/1992	Burd	.....	D9/418
D. 345,033	3/1994	Acker et al.	.....	D28/83
D. 347,089	5/1994	Byars et al.	.....	D28/83
D. 396,329	7/1998	Litton	.....	D28/82
D. 397,831	9/1998	Stoecker	.....	D28/78
D. 401,017	11/1998	Thorpe	.....	D28/78
D. 404,533	1/1999	Morgan	.....	D28/78
D. 407,853	4/1999	Morgan	.....	D28/78
D. 407,855	4/1999	Orsomando	.....	D28/83
D. 407,856	4/1999	Orsomando	.....	D28/83
D. 410,569	6/1999	Morgan	.....	D28/78

1,592,136	7/1926	Davis	.	
1,774,171	8/1930	Coons	.	
2,421,646	6/1947	Pepin	.	
2,549,681	4/1951	Goldstaub	.	
2,570,341	10/1951	Hake	.....	220/31
3,482,728	12/1969	Flax	.....	220/20
3,674,039	7/1972	Vastano	.....	132/82
5,050,623	9/1991	Yuhara et al.	.....	132/301
5,353,947	10/1994	Zinnbauer et al.	.....	D28/83
5,431,176	7/1995	Favre	.....	132/295
5,632,394	5/1997	Mecca et al.	.....	220/336
5,638,838	6/1997	Lombardi	.....	132/294

**FOREIGN PATENT DOCUMENTS**

660447 4/1987 Switzerland .

*Primary Examiner*—Raphael Barkai  
*Attorney, Agent, or Firm*—Baker Botts L.L.P.

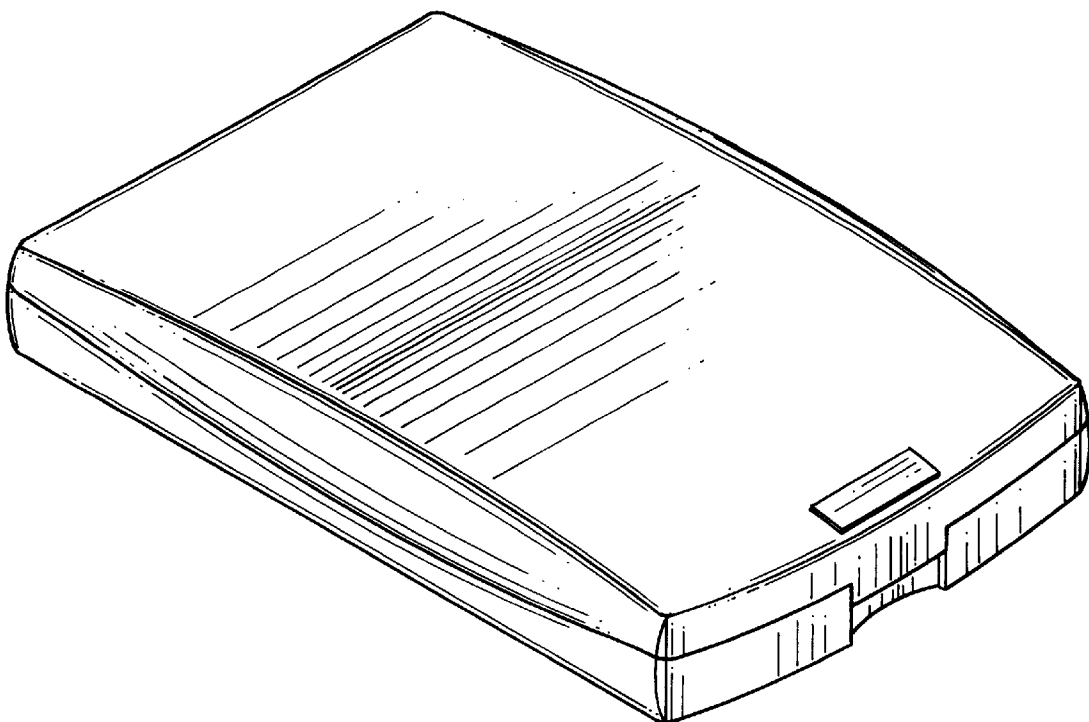
[57] **CLAIM**

The ornamental design of a compact of the present invention, as shown and described.

**DESCRIPTION**

FIG. 1 is a three-dimensional perspective view of the compact of the present invention;  
FIG. 2 is a top view of the compact of the present invention;  
FIG. 3 is a side view of the compact of the present invention;  
FIG. 4 is a front view of the compact of the present invention;  
FIG. 5 is a back view of the compact of the present invention; and,  
FIG. 6 is a bottom view of the compact of the present invention.

**1 Claim, 3 Drawing Sheets**



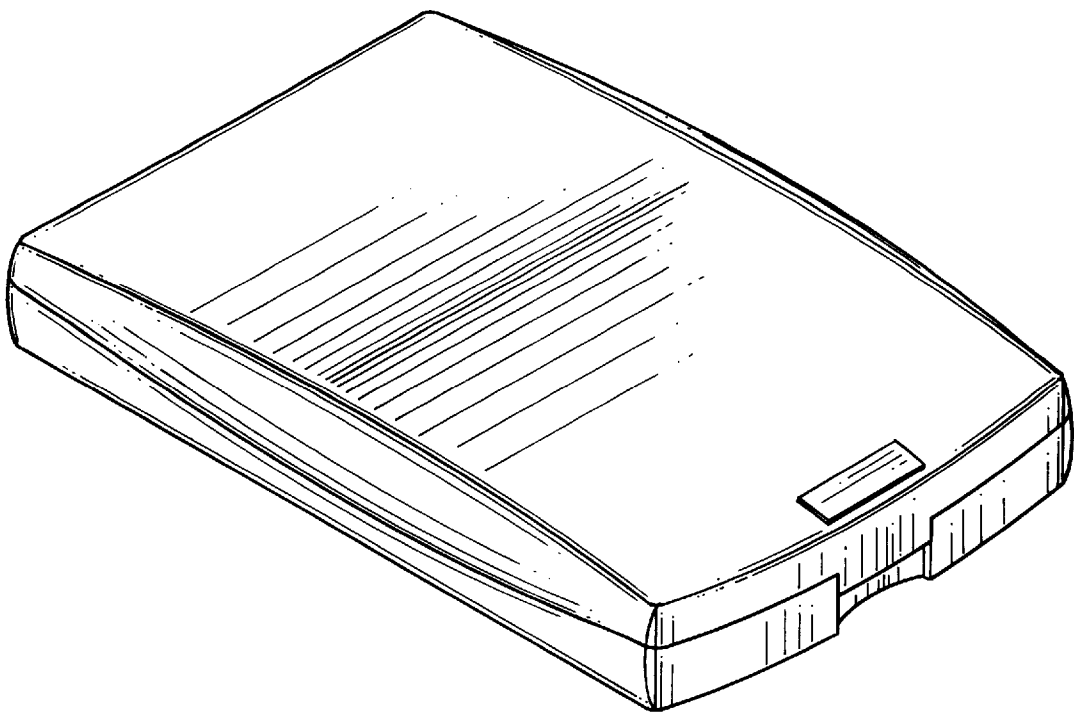


FIG. 1

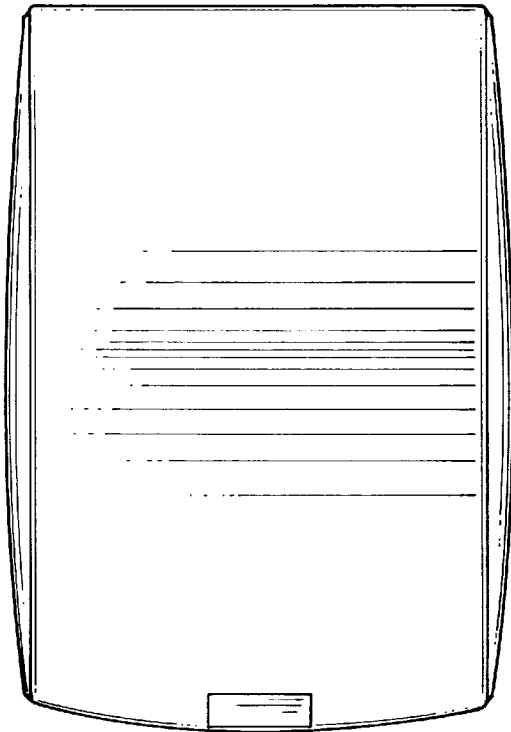


FIG. 2



FIG. 3

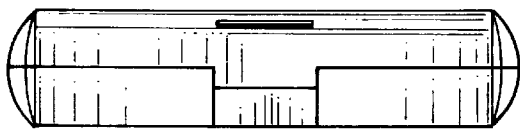


FIG. 4

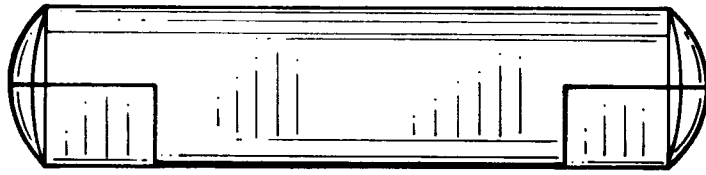


FIG. 5

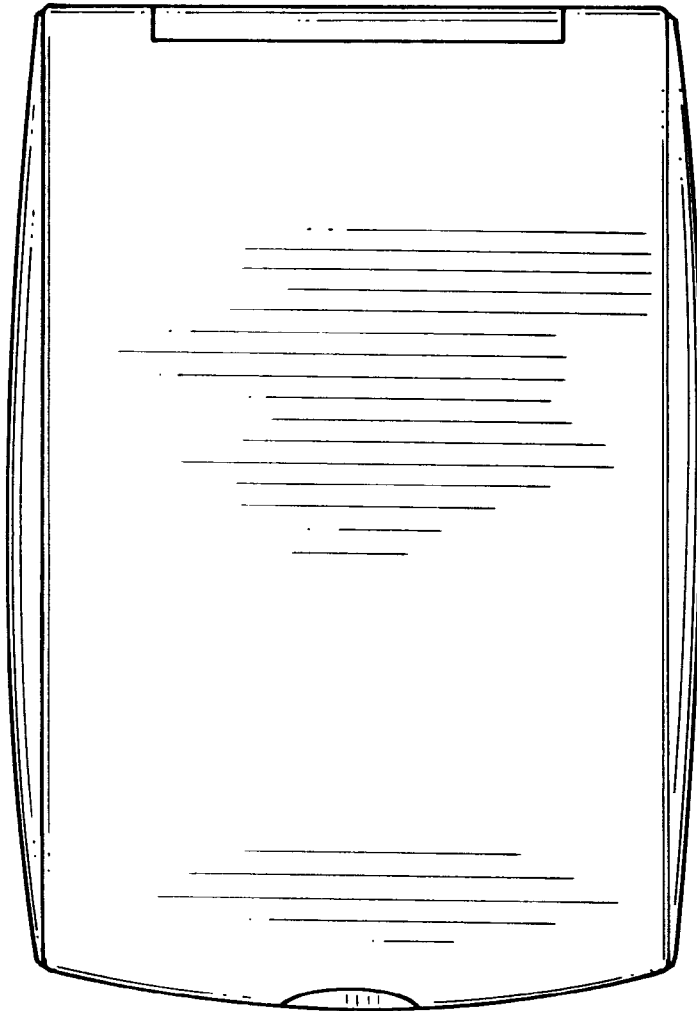


FIG. 6