



- (51) International Patent Classification:
G06Q 10/10 (2012.01)
- (21) International Application Number:
PCT/US2017/050875
- (22) International Filing Date:
11 September 2017 (11.09.2017)
- (25) Filing Language: English
- (26) Publication Language: English
- (30) Priority Data:
15/266,973 15 September 2016 (15.09.2016) US
- (71) Applicant: MICROSOFT TECHNOLOGY LICENSING, LLC [US/US]; One Microsoft Way, Redmond, Washington 98052-6399 (US).
- (72) Inventor: KULKARNI, Ashish Arvind; MICROSOFT TECHNOLOGY LICENSING, LLC, One Microsoft Way, Redmond, Washington 98052-6399 (US).

- (74) Agent: MINHAS, Sandip S. et al.; MICROSOFT TECHNOLOGY LICENSING, LLC, One Microsoft Way, Redmond, Washington 98052-6399 (US).
- (81) Designated States (unless otherwise indicated, for every kind of national protection available): AE, AG, AL, AM, AO, AT, AU, AZ, BA, BB, BG, BH, BN, BR, BW, BY, BZ, CA, CH, CL, CN, CO, CR, CU, CZ, DE, DJ, DK, DM, DO, DZ, EC, EE, EG, ES, FI, GB, GD, GE, GH, GM, GT, HN, HR, HU, ID, IL, IN, IR, IS, JO, JP, KE, KG, KH, KN, KP, KR, KW, KZ, LA, LC, LK, LR, LS, LU, LY, MA, MD, ME, MG, MK, MN, MW, MX, MY, MZ, NA, NG, NI, NO, NZ, OM, PA, PE, PG, PH, PL, PT, QA, RO, RS, RU, RW, SA, SC, SD, SE, SG, SK, SL, SM, ST, SV, SY, TH, TJ, TM, TN, TR, TT, TZ, UA, UG, US, UZ, VC, VN, ZA, ZM, ZW.
- (84) Designated States (unless otherwise indicated, for every kind of regional protection available): ARIPO (BW, GH, GM, KE, LR, LS, MW, MZ, NA, RW, SD, SL, ST, SZ, TZ, UG, ZM, ZW), Eurasian (AM, AZ, BY, KG, KZ, RU, TJ, TM), European (AL, AT, BE, BG, CH, CY, CZ, DE, DK,

(54) Title: ACTION ITEM EXTRACTION FOR WORK ITEM CREATION

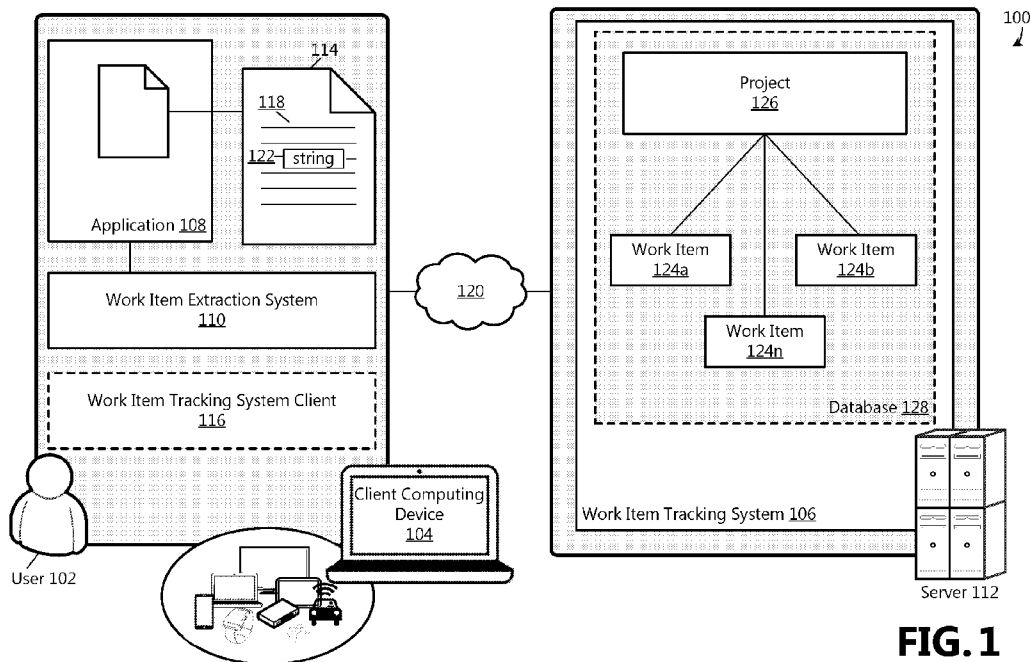


FIG. 1

(57) Abstract: Creating a work item in a work item tracking system from action item data in a productivity application document is provided. A work item extraction system receives a selection to create a work item from a string of data in the document, parses the string for work item attributes, and maps the work item attributes to fields in a work item creation form in a work item tracking system for creation of a task item. Further, a link to the created work item is generated and inserted into the document, which provides direct access the work item in the work item tracking system. The work item extraction system communicates with the work item tracking system for a status of the work item, and updates the document to indicate the status of the work item.



EE, ES, FI, FR, GB, GR, HR, HU, IE, IS, IT, LT, LU, LV,
MC, MK, MT, NL, NO, PL, PT, RO, RS, SE, SI, SK, SM,
TR), OAPI (BF, BJ, CF, CG, CI, CM, GA, GN, GQ, GW,
KM, ML, MR, NE, SN, TD, TG).

Declarations under Rule 4.17:

- *as to applicant's entitlement to apply for and be granted a patent (Rule 4.17(ii))*
- *as to the applicant's entitlement to claim the priority of the earlier application (Rule 4.17(iii))*

Published:

- *with international search report (Art. 21(3))*

ACTION ITEM EXTRACTION FOR WORK ITEM CREATION

BACKGROUND

[0001] Work item tracking systems are oftentimes used in enterprises for defining
5 work items and for tracking the progress of completion of the work items associated with a
project. A work item may refer to a collection of pieces of data relating to an action to be
performed, wherein the data may relate directly or indirectly to the action. For example, a
work item in a work item tracking system used in a software development environment
may relate to a software-related unit of work to be carried out by a development team,
10 such as coding tasks or other work related to a bug fix, software application development,
or an improvement/addition to a software application.

[0002] Oftentimes, work items are originated during meetings, and are typically
documented in meeting notes or minutes. Users are increasingly using productivity
applications to take notes/meeting minutes and to capture meeting information in an
15 electronic document. For example, during a meeting, a user may utilize a free-form
information gathering and multi-user collaboration application, a word processing
application, a spreadsheet application, or other type of application to capture and keep
track of information, such as work items assigned to various team members. Typically,
when utilizing a work item tracking system for managing a project, work items originated
20 during a meeting and documented in electronic documents are manually input into the
work item tracking system.

[0003] As can be appreciated, it is inefficient for users to input work item
information multiple times. Further, there is no association between work items in the
work item tracking system and the document in which the work items are captured (e.g.,
25 meeting notes). Accordingly, a user may have to reference the work item tracking system
to view the status of progress on work items, and manually update the document
documenting the work items (e.g., meeting notes) to reflect any status updates.

SUMMARY

[0004] This summary is provided to introduce a selection of concepts in a
30 simplified form that are further described below in the Detailed Description section. This
summary is not intended to identify key features or essential features of the claimed
subject matter, nor is it intended as an aid in determining the scope of the claimed subject
matter.

[0005] Aspects are directed to an automated system, method, and computer

readable storage device for generation of a work item in a work item tracking system from selected data in a productivity application document. For example, a work item extraction system accesses a productivity application, receives a string associated with an action item from a document displayed in a user interface of the productivity application, parses the string for attributes defining a work item, creates a communication with a work item tracking system, and adds the parsed attributes defining a work item to fields of a work item creation form in the work item tracking system for creating a work item. In some examples, the work item extraction system receives a link to the work item, and embeds the link into the document for enabling direct access to the work item from the document. Further, in some examples, the work item extraction system creates a link to the document, and adds the link to a field of the work item creation form in the work item tracking system for enabling direct access to the document from the work item tracking system. Further, in some examples, the work item extraction system creates a subsequent communication with the work item tracking system, accesses the work item for checking a status of the work item, and updates the document with the status of the work item.

[0006] Examples are implemented as a computer process, a computing system, or as an article of manufacture such as a device, computer program product, or computer readable media. According to an aspect, the computer program product is a computer storage media readable by a computer system and encoding a computer program of instructions for executing a computer process.

[0007] The details of one or more aspects are set forth in the accompanying drawings and description below. Other features and advantages will be apparent from a reading of the following detailed description and a review of the associated drawings. It is to be understood that the following detailed description is explanatory only and is not restrictive of the claims.

BRIEF DESCRIPTION OF THE DRAWINGS

[0008] The accompanying drawings, which are incorporated in and constitute a part of this disclosure, illustrate various aspects. In the drawings:

FIGURE 1 is a block diagram showing an example operating environment for generation of a work item in a work item tracking system from selected data in a productivity application document;

FIGURES 2A and **2B** are illustrations of example documents including strings that comprise action item information for creating work items in a work item tracking system;

FIGURE 3 is a block diagram showing components of a work item extraction system;

FIGURE 4A is an illustration of an example create work item command displayed in an application user interface;

5 **FIGURE 4B** is an illustration of an example create work item command displayed in a contextual menu;

FIGURE 4C is an illustration of additional options that can be provided in a contextual menu;

10 **FIGURE 5A** is an illustration of example work item creation user interface elements;

FIGURE 5B is an illustration of an example user interface element displayed in an application user interface when a work item is generated;

FIGURE 6 is an illustration of example status indicators displayed in an application user interface indicating the status of work items;

15 **FIGURE 7** is a flow chart showing general stages involved in an example method for generating a work item in a work item tracking system from selected data in a productivity application document

FIGURE 8 is a block diagram illustrating example physical components of a computing device;

20 **FIGURES 9A** and **9B** are simplified block diagrams of a mobile computing device; and

FIGURE 10 is a simplified block diagram of a distributed computing system.

DETAILED DESCRIPTION

25 **[0009]** The following detailed description refers to the accompanying drawings. Wherever possible, the same reference numbers are used in the drawings and the following description refers to the same or similar elements. While examples may be described, modifications, adaptations, and other implementations are possible. For example, substitutions, additions, or modifications may be made to the elements illustrated

30 in the drawings, and the methods described herein may be modified by substituting, reordering, or adding stages to the disclosed methods. Accordingly, the following detailed description is not limiting, but instead, the proper scope is defined by the appended claims. Examples may take the form of a hardware implementation, or an entirely software implementation, or an implementation combining software and hardware aspects. The

following detailed description is, therefore, not to be taken in a limiting sense.

[0010] Aspects of the present disclosure are directed to a method, system, and computer storage media for generating a work item in a work item tracking system from selected data in a productivity application document. Generation of a work item in the work item tracking system is performed in response to receiving a selection to create a work item from information in a captured string in the productivity application document. For example, users oftentimes utilize productivity applications to take notes/meeting minutes and to capture meeting information, including information relating to action items for one or more attendees or team members. A user is enabled to select a portion of data, such as a string including information related to an action item, and then select to create a work item in a work item tracking system from the information in the selected data. For example, the string including information related to an action item may include the action item, a person, persons, or team to whom the item is assigned, and a due date for the item.

[0011] A work item extraction system receives the selection, parses the selected string for work item information, and maps the work item information to the work item tracking system for creating a work item associated with a specific project and assigned to the person, persons, or team, which can be tracked project-wide along with other tasks and work items associated with the project. Further, a link to the created work item is generated and communicated back to the productivity application. The link can be inserted into the document, which when selected, opens the work item in the work item tracking system. Accordingly, the user is enabled to access the work item directly from the productivity application.

[0012] In some examples, the work item extraction system is operative to connect to the work item tracking system, and check the status of work items extracted from and linked to the document. Further, in some examples, the work item extraction system is operative to provide an indication of the status of the work items in the document such that the user is enabled to see whether each work item extracted from the document has been completed, is still pending, or is overdue.

[0013] The work item extraction system improves the functionality of devices comprising or connected to the work item extraction system by reducing resources (memory, processing, and bandwidth) needed to create work items in a work item tracking system. Among other benefits, the disclosed technology enables users to create work items in the work item tracking system from an application that is independent of the work item tracking system without requiring users to enter duplicate data in multiple applications.

Advantageously, users are able to continue with their workflow using the productivity application, while a request to the work item tracking system to create a work item is communicated in the background.

[0014] By creating a connection between work items created in the work item tracking system and the productivity application document from which the work item information was extracted, the user can efficiently connect to the work items directly from the document or connect to the document from the created work items in the work item tracking system. Further, by utilizing tracking mechanisms of the work item tracking system and automatically updating the productivity application document with status information of work items extracted from the document, the user does not have to access the work items in the work item tracking system and manually update the document, resulting in more efficient user interaction and improved user interaction performance.

[0015] With reference now to **FIGURE 1**, a simplified block diagram illustrating aspects of an example operating environment **100** in which generation of a work item in a work item tracking system from selected data in a productivity application document may be implemented. The example operating environment **100** includes a work item tracking system **106**, illustrative of a software module, system, or device operative to provide project management services. The work item tracking system **106** may be implemented on a server **112** that maintains a database **128**. In some examples, the work item tracking system **106** is a source code management system that provides a set of collaboration tools that enable development teams to collaboratively work on and manage software projects. According to aspects, the server **112** maintains one or more projects **126** associated with groups of related work. In **FIGURE 1**, only one project **126** is shown for clarity. A plurality of work items **124a-n** (collectively, **124**) may be associated with a project **126**, wherein a work item is a collection of pieces of data relating to an action to be performed. For example, a work item **124** in a work item tracking system **106** used in a software development environment may relate to a software-related unit of work to be carried out by a development team, such as coding tasks or other work related to a bug fix, software application development, or an improvement/addition to a software application. A work item **124** may be one of various work item types, such as an event, a requirement, a bug, and a task. Other work item types are possible and within the scope of the present disclosure.

[0016] The work item tracking system **106** allows users to define work items **124** associated with a project **126**. A work item **124** may have one or more fields comprising

data related to an attribute of the work item. In one example, a work item **124** includes a “title” field, which may comprise data representing a title of the work item. In another example, a work item **124** includes an “assigned to” field, which may comprise data representing a name of an individual and/or group that is responsible for completing the work item. In another example, a work item **124** includes a “due date” field, which may comprise data representing a target date for completion of the work item. Some work item types may provide for different types of fields and/or a greater or lesser number of fields than other work item types.

[0017] In some examples, work items **124** are defined, viewed, and edited via a work item tracking system client **116**, such as a purpose-built client operating on a client computing device operating system, a web-hosted client, project team management software, or other suitable tool. According to an aspect, a work item **124** can be defined via a productivity application **108** executing on a client computing device **104**. Client computing devices **104** may be connected via a network **120** connection to the server **112**, and are operative to send and receive data associated with various work items **124** via the network connection. The network **120** may be any suitable network or combination of networks, such as, but not limited to, the Internet, wide area networks, local area networks, and combinations thereof. Examples of suitable client devices **104** include, but are not limited to, desktop computers, laptop computers, tablet computers, laptop/tablet hybrid computing devices, large screen multi-touch displays, mobile phones, personal digital assistants, wearable devices, gaming devices, connected automobiles, and smart appliances.

[0018] Examples of suitable applications **108** include, but are not limited to, a word processing application, a spreadsheet application, a slide presentation application, an electronic mail application, a drawing application, and a note-taking application. In some examples, the application **108** is a web application run on a server and provided via an online service. According to an aspect, web applications communicate via the network **120** with a user agent, such as a browser, executing on the client computing device **104**. The user agent provides a user interface that allows the user **102** to interact with application content and electronic documents **114** stored in a storage repository. In other examples, the application **108** is a local application stored and executed on the client device **104**.

[0019] The user **102** may utilize a productivity application **108** for viewing, generating, and editing electronic documents **114**. In examples, the application **108** receives input from the user, such as text input, drawing input, etc., via various input

methods, such as those relying on mice, keyboards, and remote controls, as well as Natural User Interface (NUI) methods, which enable a user to interact with a device in a “natural” manner, such as via speech recognition, touch and stylus recognition, gesture recognition both on screen and adjacent to the screen, air gestures, head and eye tracking, voice and speech, vision, touch, hover, gestures, and machine intelligence. The user input results in content **118** being added to the document **114**. In some examples, content **118** is added within a document canvas (e.g., a page in a note-taking notebook document, a page in a word processing document, a spreadsheet in a spreadsheet document, a slide in a presentation document).

10 **[0020]** According to an aspect, the received user input includes a string **122** that includes data relating to an action item or task. For example, the user may utilize application **108** to take notes/meeting minutes and to capture meeting information, including information relating to action items for one or more attendees or team members. The string **122** may include information such as: the action item, a person, persons, or team to whom the item is assigned, and a due date for the item. The string **122** may include more or less information. In some examples, the string **122** is input according to a specific format, such as “AI: Title: Owner: DueDate.” In other examples, the string **122** is not specifically formatted.

15 **[0021]** With reference to **FIGURES 2A** and **2B**, examples of documents **114** including a string **122** that comprises action item information are illustrated in an example application user interface **202**. The example documents **114** are notetaking documents created via a notetaking application **108**, and comprise information from a meeting. For example, the documents **114** include a list of attendees, minutes from the meeting, and a plurality of action items. In the example illustrated in **FIGURE 2A**, action items or strings **122** comprising action item information are shown formatted according to a specific format and are included with the minutes section of the document **114**. In the example illustrated in **FIGURE 2B**, action items or strings **122** comprising action item information are shown listed in an action item section. In this example, the strings **122** are not formatted according to a specific format. As should be appreciated, the user interface examples illustrated in **FIGURES 2A** and **2B** are for purposes of illustration. Aspects may be implemented in many different forms and should not be construed as limited to the illustrated examples. For example and as described above, the application **108** and the document **114** comprising action item information may be one of various types of applications and document types.

[0022] With reference again to **FIGURE 1**, according to aspects, the example operating environment **100** includes a work item extraction system **110**, illustrative of a software module, system, or device communicatively attached to the application **108** and operative to receive a string **122** comprising information relating to an action item, parse the string for one or more attributes for defining a work item **124**, and transmit the parsed attributes to the work item tracking system **106**. According to an aspect, the parsed attributes are configured in a selected arrangement such that the parsed attributes maps to one or more fields in a work item creation form for creation of the work item in the work item tracking system **106**. According to an aspect, the work item extraction system **110** communicates with the server **112** to generate the work item **124**. According to an example, the work item extraction system **110** is implemented as a functionality of the application **108**. According to another example, the work item extraction system **110** is implemented as one or more application programming interfaces (APIs) operative to enable the application **108** to communicate with the work item tracking system **106** to map parsed work item attributes from a productivity application document into one or more fields in the work item tracking system **106**. According to another example, the work item extraction system **110** stores one or more scripts that may be executed to receive a string **122** comprising information relating to an action item, parse the string for one or more attributes for defining a work item **124**, and map the parsed attributes into one or more fields in the work item tracking system **106** for creation of a work item in the work item tracking system **106**.

[0023] With reference now to **FIGURE 3**, various components of the work extraction system **110** are described. According to an aspect, the work extraction system **110** comprises an extractor **302**, operative to receive a string **122** comprising information associated with an action item. In one example, the extractor **202** receives a string **122** from a productivity application document **114** in response to receiving a selection of the string and a subsequent selection to create a work item **124** from information in the string.

[0024] According to an aspect, the work item extraction system **110** comprises a parser **304**, operative to parse a received string **122** for action item information for generating a work item **124**. According to one example, when an action item is formatted according to a specified format, the parser **304** is operative to identify action item information based on the structure of the string **122**. According to another example, the parser **304** utilizes natural language processing for identifying action item information, such as a person's name, a date, and an action.

[0025] In some examples, the user **102** is not required to select a string **122**. For example, an action item-related string **122** may be automatically recognized and extracted from a document **114**. In some examples, the parser **304** is operative to parse a document **114** or a portion of a document for identifying a string **122** comprising action item information. In one example, when an action item string **122** is formatted according to a specified format, the parser **304** is operative to identify the action item string **122**, and the extractor **202** is operative to extract the string. In another example, when an action item string **122** is not formatted according to a specified format, the parser **304** is operative to perform natural language processing for identifying the action item string **122**. For example, the parser **304** may detect a string **122** comprising a person's name, a date, and an action. In some examples, the parser **304** parses a document **114** automatically, for example, as the user **202** is entering content **118**, when the document **114** is saved, etc.

[0026] According to an aspect, the work item extraction system **110** comprises a work item generator **306**, operative to connect to the work item tracking system server **112**, create a work item **124**, and map the parsed action item information into work item fields for generating the work item in the work item tracking system **106**.

[0027] According to an aspect, the work item extraction system **110** connects to a specific project in the work item tracking system **106**, and adds the work item **124** to the specific project. In one example, the project is associated with the productivity application document **114**. For example, the project may be captured in the document's properties. In another example, the project is extracted from a heading or title of the document **114**. In another example, a menu item is provided for enabling the user **102** to enter or select the project to which to add the work item **124**.

[0028] According to an aspect, the work item generator **306** is further operative to receive a link to the work item **124** from the work item tracking system **106** and embed the link into the document **114**. In one example, the work item tracking system **106** is operative to apply the link to the action item string **122** such that selection of the string leads the user directly to the work item **124** in the work item tracking system **106**. In another example, the work item generator **306** generates and provides a link to the document **114** to the work item tracking system **106**, and associates the link with the work item **124**, such that the document can be accessed via a selection of the link from the work item in the work item tracking system.

[0029] According to an aspect, the work item extraction system **110** comprises a status updater **308**, operative to connect to the work item tracking system **106**, query the

status of work items **124** created from action item information in the document **114**, and provide an indication of the statuses of the work items in the document such that the user is enabled to see whether each work item has been completed, is still pending, or is overdue.

5 **[0030]** With reference now to **FIGURE 4A**, an illustration is provided that shows an example create work item command. For example and as illustrated in **FIGURE 4A**, the user **102** may highlight a portion of content **118** in the document **114**, and subsequently select a create work item command **404**. For example, the create work item command **404** may be provided in a toolbar **406** that includes various tools and settings
10 related to authoring the content, such as: cut, copy, and paste tools; font settings; paragraph formatting settings; etc. In other aspects, the toolbar **406** includes fewer, additional, or different tools and settings. As another example, the user **102** may provide a selection of a create work item command via voice or other audio entry.

[0031] As another example and as illustrated in **FIGURE 4B**, a create work item
15 command **404** may be provided in a contextual menu **408** that may be displayed when the user **102** highlights a string **122** or upon receiving an indication of a right-click. In some examples and as illustrated in **FIGURES 4C**, additional work item-creation options **410** may be provided. For example, the additional work item-creation options **410** may include such options as a settings option, an option to create a work item, or an option to create a
20 work item and generate a link for embedding into the document **114** that connects the document to the created work item **124** in the work item tracking system **106**. As should be appreciated, the user interface examples illustrated in **FIGURES 4A-C** are for purposes of illustration. Aspects may be implemented in many different forms and should not be construed as limited to the illustrated examples.

25 **[0032]** An example of action item information mapped into work item fields **502a-c** for generating a work item **124** in the work item tracking system **106** is illustrated in **FIGURE 5A**. For example, information from the highlighted string **122** in **FIGURE 4C** is shown parsed and mapped into a “title” field **502a**, an “assigned to” field **502b**, and a “due date” field **502c**. In some examples, a user interface element, such as the example work
30 item user interface element **504** illustrated in **FIGURE 5A**, is displayed in the application user interface **202** when the work item extraction system **110** generates a work item. In some examples, a user interface element, such as the example work item created user interface element **506** illustrated in **FIGURE 5A**, is displayed in the application user interface **202** when a work item **124** is successfully created in the work item tracking

system **106**. An example of the work item created user interface element **506** displayed in the application user interface **202** upon successful creation of a work item **124** is illustrated in **FIGURE 5B**.

[0033] With reference now to **FIGURE 5B**, an example of a link **508** applied to an action item string **122** is illustrated.

With reference to **FIGURE 6**, example status indicators **602a-d** indicating the statuses of work items **124** created from action item information in the document **114** are shown displayed with the action item strings **122** associated with the created work items **124**. For example, the first string **122a** is associated with a work item **124** that has been completed.

The status indicator **602a** in this example is a strikethrough to indicate that the action item has been completed. As another example, the second string **122b** is associated with a work item **124** that is overdue. The status indicator **602b** for this example is a colored or shaded element that indicates that the action item is overdue. As another example, the third and fourth strings **122c,122d** are associated with work items **124** that are still pending. The status indicators **602c,d** in this example are shown as colored or shaded elements that indicate that the action items are still pending. In other examples, status indicators **602** may be represented as text (e.g., “completed,” “overdue,” “pending”), as a percentage of completion (e.g., 100%, 75%, 0%), or as a color of text (e.g., the color of the string **122** is updated to a color indicative of the status of the associated work item). As should be appreciated, these are non-limiting examples. Other status indicator types are possible and are within the scope of the disclosure.

[0034] Having described an operating environment **100**, components of the work item extraction system **110**, and various user interface display examples with respect to **FIGURES 1-6**, **FIGURE 7** is a flow chart showing general stages involved in an example method **700** for generating a work item **124**. With reference now to **FIGURE 7**, the method **700** begins at start OPERATION **702**, and proceeds to OPERATION **704**, where a productivity application **108** is accessed, and a document **114** is created or opened. For example, the productivity application **108** may be one of various types of applications, such as a word processing application, a spreadsheet application, a slide presentation application, an electronic mail application, a drawing application, a note-taking application, and the like.

[0035] The method **700** proceeds to OPERATION **706**, where an action item string **122** in the document **114** is captured. In some examples, the string **122** is selected by the user **102**. In other examples, the string **122** is identified as a string that comprises

action item information, and is automatically selected. For example, the string **122** may comprise various pieces of information related to an action item, such as a title or action, an owner or person/persons responsible for completion of the action, and a due date associated with when the action should be completed.

5 **[0036]** The method **700** continues to optional OPERATION **708**, where a selection to create a work item **124** is received. For example, the user **102** may select a create work item command **404** displayed in the application user interface **202** or in a contextual menu, may speak the selection, or may select to create a work item **124** via other methods. In some examples, the method **700** may skip OPERATION **708**, such as when the work item
10 extraction system **110** automatically extracts one or more strings **122** and connects with the work item tracking system **106** for generating one or more work items **124**.

[0037] At OPERATION **710**, the work item extraction system **110** connects with the work item tracking system **106** over a network, and at OPERATION **712**, the work item extraction system parses the string **122** for action item information, and maps the
15 parsed information into work item fields **502** for creation of a work item **124**.

[0038] The method **700** proceeds to OPERATION **714**, where the created work item **124** is linked to the document **114**. For example, a link **508** to the work item **124** is embedded in the document **114** and associated with the action item string **122** from which the work item was created. Selection of the link **508** enables the user **102** to connect
20 directly with the work item **124** in the work item tracking system **106**. Further, in some examples, a link to the document **114** is created and added to the work item **124**, such that selection of the link in the work item tracking system **106** enables the user to connect directly with the document **114**. In some examples, at OPERATION **714**, the work item extraction system **110** connects with the work item tracking system **106** for receiving
25 status information of work items **124** associated with the document **114**, and updates the document with the status information. The method **700** ends at OPERATION **798**.

[0039] While implementations have been described in the general context of program modules that execute in conjunction with an application program that runs on an operating system on a computer, those skilled in the art will recognize that aspects may
30 also be implemented in combination with other program modules. Generally, program modules include routines, programs, components, data structures, and other types of structures that perform particular tasks or implement particular abstract data types.

[0040] The aspects and functionalities described herein may operate via a multitude of computing systems including, without limitation, desktop computer systems,

wired and wireless computing systems, mobile computing systems (e.g., mobile telephones, netbooks, tablet or slate type computers, notebook computers, and laptop computers), hand-held devices, multiprocessor systems, microprocessor-based or programmable consumer electronics, minicomputers, and mainframe computers.

5 **[0041]** In addition, according to an aspect, the aspects and functionalities described herein operate over distributed systems (e.g., cloud-based computing systems), where application functionality, memory, data storage and retrieval and various processing functions are operated remotely from each other over a distributed computing network, such as the Internet or an intranet. According to an aspect, user interfaces and information
10 of various types are displayed via on-board computing device displays or via remote display units associated with one or more computing devices. For example, user interfaces and information of various types are displayed and interacted with on a wall surface onto which user interfaces and information of various types are projected. Interaction with the multitude of computing systems with which implementations are practiced include,
15 keystroke entry, touch screen entry, voice or other audio entry, gesture entry where an associated computing device is equipped with detection (e.g., camera) functionality for capturing and interpreting user gestures for controlling the functionality of the computing device, and the like.

[0042] **FIGURES 8-10** and the associated descriptions provide a discussion of a
20 variety of operating environments in which examples are practiced. However, the devices and systems illustrated and discussed with respect to **FIGURES 8-10** are for purposes of example and illustration and are not limiting of a vast number of computing device configurations that are utilized for practicing aspects, described herein.

[0043] **FIGURE 8** is a block diagram illustrating physical components (i.e.,
25 hardware) of a computing device **800** with which examples of the present disclosure may be practiced. In a basic configuration, the computing device **800** includes at least one processing unit **802** and a system memory **804**. According to an aspect, depending on the configuration and type of computing device, the system memory **804** comprises, but is not limited to, volatile storage (e.g., random access memory), non-volatile storage (e.g., read-
30 only memory), flash memory, or any combination of such memories. According to an aspect, the system memory **804** includes an operating system **805** and one or more program modules **806** suitable for running software applications **850**. According to an aspect, the system memory **804** includes the work item extraction system **110**. The operating system **805**, for example, is suitable for controlling the operation of the

computing device **800**. Furthermore, aspects are practiced in conjunction with a graphics library, other operating systems, or any other application program, and are not limited to any particular application or system. This basic configuration is illustrated in **FIGURE 8** by those components within a dashed line **808**. According to an aspect, the computing device **800** has additional features or functionality. For example, according to an aspect, the computing device **800** includes additional data storage devices (removable and/or non-removable) such as, for example, magnetic disks, optical disks, or tape. Such additional storage is illustrated in **FIGURE 8** by a removable storage device **809** and a non-removable storage device **810**.

[0044] As stated above, according to an aspect, a number of program modules and data files are stored in the system memory **804**. While executing on the processing unit **802**, the program modules **806** (e.g., work item extraction system **110**) perform processes including, but not limited to, one or more of the stages of the method **700** illustrated in **FIGURE 7**. According to an aspect, other program modules are used in accordance with examples and include applications such as electronic mail and contacts applications, word processing applications, spreadsheet applications, database applications, slide presentation applications, drawing or computer-aided application programs, etc.

[0045] According to an aspect, aspects are practiced in an electrical circuit comprising discrete electronic elements, packaged or integrated electronic chips containing logic gates, a circuit utilizing a microprocessor, or on a single chip containing electronic elements or microprocessors. For example, aspects are practiced via a system-on-a-chip (SOC) where each or many of the components illustrated in **FIGURE 8** are integrated onto a single integrated circuit. According to an aspect, such an SOC device includes one or more processing units, graphics units, communications units, system virtualization units and various application functionality all of which are integrated (or “burned”) onto the chip substrate as a single integrated circuit. When operating via an SOC, the functionality, described herein, is operated via application-specific logic integrated with other components of the computing device **800** on the single integrated circuit (chip). According to an aspect, aspects of the present disclosure are practiced using other technologies capable of performing logical operations such as, for example, AND, OR, and NOT, including but not limited to mechanical, optical, fluidic, and quantum technologies. In addition, aspects are practiced within a general purpose computer or in any other circuits or systems.

[0046] According to an aspect, the computing device **800** has one or more input

device(s) **812** such as a keyboard, a mouse, a pen, a sound input device, a touch input device, etc. The output device(s) **814** such as a display, speakers, a printer, etc. are also included according to an aspect. The aforementioned devices are examples and others may be used. According to an aspect, the computing device **800** includes one or more
5 communication connections **816** allowing communications with other computing devices **818**. Examples of suitable communication connections **816** include, but are not limited to, radio frequency (RF) transmitter, receiver, and/or transceiver circuitry; universal serial bus (USB), parallel, and/or serial ports.

[0047] The term computer readable media as used herein include computer storage
10 media. Computer storage media include volatile and nonvolatile, removable and non-removable media implemented in any method or technology for storage of information, such as computer readable instructions, data structures, or program modules. The system memory **804**, the removable storage device **809**, and the non-removable storage device **810** are all computer storage media examples (i.e., memory storage.) According to an
15 aspect, computer storage media includes RAM, ROM, electrically erasable programmable read-only memory (EEPROM), flash memory or other memory technology, CD-ROM, digital versatile disks (DVD) or other optical storage, magnetic cassettes, magnetic tape, magnetic disk storage or other magnetic storage devices, or any other article of manufacture which can be used to store information and which can be accessed by the
20 computing device **800**. According to an aspect, any such computer storage media is part of the computing device **800**. Computer storage media does not include a carrier wave or other propagated data signal.

[0048] According to an aspect, communication media is embodied by computer
25 readable instructions, data structures, program modules, or other data in a modulated data signal, such as a carrier wave or other transport mechanism, and includes any information delivery media. According to an aspect, the term “modulated data signal” describes a signal that has one or more characteristics set or changed in such a manner as to encode information in the signal. By way of example, and not limitation, communication media includes wired media such as a wired network or direct-wired connection, and wireless
30 media such as acoustic, radio frequency (RF), infrared, and other wireless media.

[0049] **FIGURES 9A** and **9B** illustrate a mobile computing device **900**, for example, a mobile telephone, a smart phone, a tablet personal computer, a laptop computer, and the like, with which aspects may be practiced. With reference to **FIGURE 9A**, an example of a mobile computing device **900** for implementing the aspects is

illustrated. In a basic configuration, the mobile computing device **900** is a handheld computer having both input elements and output elements. The mobile computing device **900** typically includes a display **905** and one or more input buttons **910** that allow the user to enter information into the mobile computing device **900**. According to an aspect, the display **905** of the mobile computing device **900** functions as an input device (e.g., a touch screen display). If included, an optional side input element **915** allows further user input. According to an aspect, the side input element **915** is a rotary switch, a button, or any other type of manual input element. In alternative examples, mobile computing device **900** incorporates more or less input elements. For example, the display **905** may not be a touch screen in some examples. In alternative examples, the mobile computing device **900** is a portable phone system, such as a cellular phone. According to an aspect, the mobile computing device **900** includes an optional keypad **935**. According to an aspect, the optional keypad **935** is a physical keypad. According to another aspect, the optional keypad **935** is a “soft” keypad generated on the touch screen display. In various aspects, the output elements include the display **905** for showing a graphical user interface (GUI), a visual indicator **920** (e.g., a light emitting diode), and/or an audio transducer **925** (e.g., a speaker). In some examples, the mobile computing device **900** incorporates a vibration transducer for providing the user with tactile feedback. In yet another example, the mobile computing device **900** incorporates input and/or output ports, such as an audio input (e.g., a microphone jack), an audio output (e.g., a headphone jack), and a video output (e.g., a HDMI port) for sending signals to or receiving signals from an external device. In yet another example, the mobile computing device **900** incorporates peripheral device port **940**, such as an audio input (e.g., a microphone jack), an audio output (e.g., a headphone jack), and a video output (e.g., a HDMI port) for sending signals to or receiving signals from an external device.

[0050] **FIGURE 9B** is a block diagram illustrating the architecture of one example of a mobile computing device. That is, the mobile computing device **900** incorporates a system (i.e., an architecture) **902** to implement some examples. In one example, the system **902** is implemented as a “smart phone” capable of running one or more applications (e.g., browser, e-mail, calendaring, contact managers, messaging clients, games, and media clients/players). In some examples, the system **902** is integrated as a computing device, such as an integrated personal digital assistant (PDA) and wireless phone.

[0051] According to an aspect, one or more application programs **950** are loaded

into the memory **962** and run on or in association with the operating system **964**. Examples of the application programs include phone dialer programs, e-mail programs, personal information management (PIM) programs, word processing programs, spreadsheet programs, Internet browser programs, messaging programs, and so forth.

5 According to an aspect, the work item extraction system **110** is loaded into memory **962**. The system **902** also includes a non-volatile storage area **968** within the memory **962**. The non-volatile storage area **968** is used to store persistent information that should not be lost if the system **902** is powered down. The application programs **950** may use and store information in the non-volatile storage area **968**, such as e-mail or other messages used by
10 an e-mail application, and the like. A synchronization application (not shown) also resides on the system **902** and is programmed to interact with a corresponding synchronization application resident on a host computer to keep the information stored in the non-volatile storage area **968** synchronized with corresponding information stored at the host computer. As should be appreciated, other applications may be loaded into the memory
15 **962** and run on the mobile computing device **900**.

[0052] According to an aspect, the system **902** has a power supply **970**, which is implemented as one or more batteries. According to an aspect, the power supply **970** further includes an external power source, such as an AC adapter or a powered docking cradle that supplements or recharges the batteries.

20 **[0053]** According to an aspect, the system **902** includes a radio **972** that performs the function of transmitting and receiving radio frequency communications. The radio **972** facilitates wireless connectivity between the system **902** and the “outside world,” via a communications carrier or service provider. Transmissions to and from the radio **972** are conducted under control of the operating system **964**. In other words, communications
25 received by the radio **972** may be disseminated to the application programs **950** via the operating system **964**, and vice versa.

[0054] According to an aspect, the visual indicator **920** is used to provide visual notifications and/or an audio interface **974** is used for producing audible notifications via the audio transducer **925**. In the illustrated example, the visual indicator **920** is a light
30 emitting diode (LED) and the audio transducer **925** is a speaker. These devices may be directly coupled to the power supply **970** so that when activated, they remain on for a duration dictated by the notification mechanism even though the processor **960** and other components might shut down for conserving battery power. The LED may be programmed to remain on indefinitely until the user takes action to indicate the powered-on status of the

device. The audio interface 974 is used to provide audible signals to and receive audible signals from the user. For example, in addition to being coupled to the audio transducer 925, the audio interface 974 may also be coupled to a microphone to receive audible input, such as to facilitate a telephone conversation. According to an aspect, the system 902
5 further includes a video interface 976 that enables an operation of an on-board camera 930 to record still images, video stream, and the like.

[0055] According to an aspect, a mobile computing device 900 implementing the system 902 has additional features or functionality. For example, the mobile computing device 900 includes additional data storage devices (removable and/or non-removable)
10 such as, magnetic disks, optical disks, or tape. Such additional storage is illustrated in FIGURE 9B by the non-volatile storage area 968.

[0056] According to an aspect, data/information generated or captured by the mobile computing device 900 and stored via the system 902 is stored locally on the mobile computing device 900, as described above. According to another aspect, the data is stored
15 on any number of storage media that is accessible by the device via the radio 972 or via a wired connection between the mobile computing device 900 and a separate computing device associated with the mobile computing device 900, for example, a server computer in a distributed computing network, such as the Internet. As should be appreciated such data/information is accessible via the mobile computing device 900 via the radio 972 or
20 via a distributed computing network. Similarly, according to an aspect, such data/information is readily transferred between computing devices for storage and use according to well-known data/information transfer and storage means, including electronic mail and collaborative data/information sharing systems.

[0057] FIGURE 10 illustrates one example of the architecture of a system for
25 providing inline command functionality for creating a work item 124 as described above. Content developed, interacted with, or edited in association with the work item extraction system 110 is enabled to be stored in different communication channels or other storage types. For example, various documents may be stored using a directory service 1022, a web portal 1024, a mailbox service 1026, an instant messaging store 1028, or a social
30 networking site 1030. The work item extraction system 110 is operative to use any of these types of systems or the like for providing work item creation, as described herein. According to an aspect, a server 1020 provides the work item extraction system 110 to clients 1005a,b,c. As one example, the server 1020 is a web server providing the work item extraction system 110 over the web. The server 1020 provides the work item

extraction system **110** over the web to clients **1005** through a network **1040**. By way of example, the client computing device is implemented and embodied in a personal computer **1005a**, a tablet computing device **1005b** or a mobile computing device **1005c** (e.g., a smart phone), or other computing device. Any of these examples of the client
5 computing device are operable to obtain content from the store **1016**.

[0058] Implementations, for example, are described above with reference to block diagrams and/or operational illustrations of methods, systems, and computer program products according to aspects. The functions/acts noted in the blocks may occur out of the order as shown in any flowchart. For example, two blocks shown in succession may in fact
10 be executed substantially concurrently or the blocks may sometimes be executed in the reverse order, depending upon the functionality/acts involved.

[0059] The description and illustration of one or more examples provided in this application are not intended to limit or restrict the scope as claimed in any way. The aspects, examples, and details provided in this application are considered sufficient to
15 convey possession and enable others to make and use the best mode. Implementations should not be construed as being limited to any aspect, example, or detail provided in this application. Regardless of whether shown and described in combination or separately, the various features (both structural and methodological) are intended to be selectively included or omitted to produce an example with a particular set of features. Having been
20 provided with the description and illustration of the present application, one skilled in the art may envision variations, modifications, and alternate examples falling within the spirit of the broader aspects of the general inventive concept embodied in this application that do not depart from the broader scope.

CLAIMS

1. A computer-implemented method for creating a work item from action item data in a productivity application document, comprising:
 - accessing a productivity application;
 - receiving a string from a document displayed in a user interface of the productivity application, wherein the string is associated with an action item;
 - parsing the string for attributes defining a work item;
 - transmitting the parsed attributes defining the work item to a work item tracking system for creating the work item;
 - receiving a link to the work item from the work item tracking system; and
 - embedding the link into the document for enabling direct access to the work item from the document.
2. The method of claim 1, wherein receiving the string comprises receiving the string in response to a selection of the string and a subsection selection of a command to create a work item from the selected string.
3. The method of claim 1, wherein receiving a string comprises:
 - parsing the document for a string comprising attributes defining a work item; and
 - extracting the string from the document.
4. The method of claim 1, further comprising:
 - identifying a project to which to add the work item; and
 - connecting to the project in the work item tracking system.
5. The method of claim 1, further comprising:
 - creating a link to the document; and
 - transmitting the link to the work item tracking system for enabling direct access to the document from the work item tracking system.
6. The method of claim 1, further comprising:
 - creating a communication with the work item tracking system;
 - accessing the work item for checking a status of the work item; and
 - updating the document with the status of the work item.
7. The method of claim 6, wherein updating the document with the status of the work item comprises updating the document with a status indicator, the status indicator providing an indication as to whether the work item is completed, pending, or overdue.
8. A system for creating a work item from action item data in a productivity application document, the system comprising:

a processing device; and
a computer readable data storage device storing instructions that, when executed by the processing device, cause the computing device to:

access a productivity application;
receive a string from a document displayed in a user interface of the productivity application, wherein the string is associated with an action item;
parse the string for attributes defining a work item;
transmit the parsed attributes defining the work item to a work item tracking system for creating the work item;
receive a link to the work item from the work item tracking system; and
embed the link into the document for enabling direct access to the work item from the document.

9. The system of claim 8, wherein in receiving the string, the computing device is operative to receive the string in response to a selection of the string and a subsection selection of a command to create a work item from the selected string.

10. The system of claim 9, wherein the command to create a work item is provided in a contextual menu or in a toolbar of the application user interface.

11. The system of claim 8, wherein in receiving the string, the computing device is operative to:

parse the document for a string comprising attributes defining a work item; and
extract the string from the document.

12. The system of claim 8, wherein the computing device is further operative to:
create a link to the document; and
add the link to a field of a work item creation form in the work item tracking system for enabling direct access to the document from the work item tracking system.

13. The system of claim 8, wherein the computing device is further operative to:
create a communication with the work item tracking system;
access the work item for checking a status of the work item; and
update the document with the status of the work item.

14. The system of claim 13, wherein in updating the document with the status of the work item, the computing device is operative to update the document with a status indicator, the status indicator providing an indication as to whether the work item is completed, pending, or overdue.

15. A computer readable storage device including computer readable instructions, which when executed by a processing unit is operative to provide a work item extraction system, the work item extraction system operative to:

access a productivity application;

receive a string from a document displayed in a user interface of the productivity application, wherein the string is associated with an action item;

parse the string for attributes defining a work item;

identify a project to which to add the work item;

transmit the parsed attributes defining the work item to a work item tracking system for creating the work item and adding the work item to the project;

receive a link to the work item;

embed the link into the document for enabling direct access to the work item from the document;

create a subsequent communication with the work item tracking system;

access the work item for checking a status of the work item; and

update the document with the status of the work item.

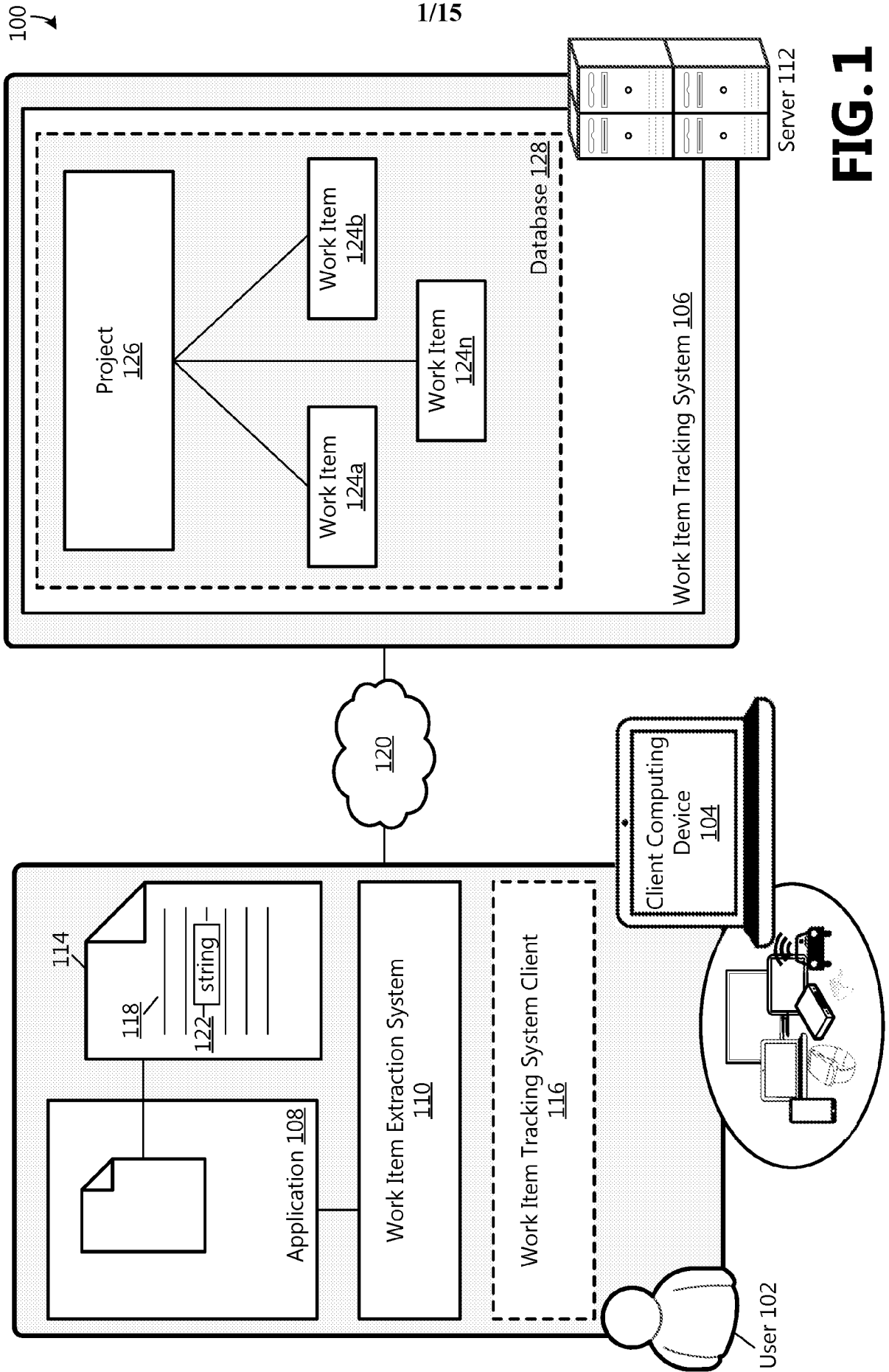


FIG. 1

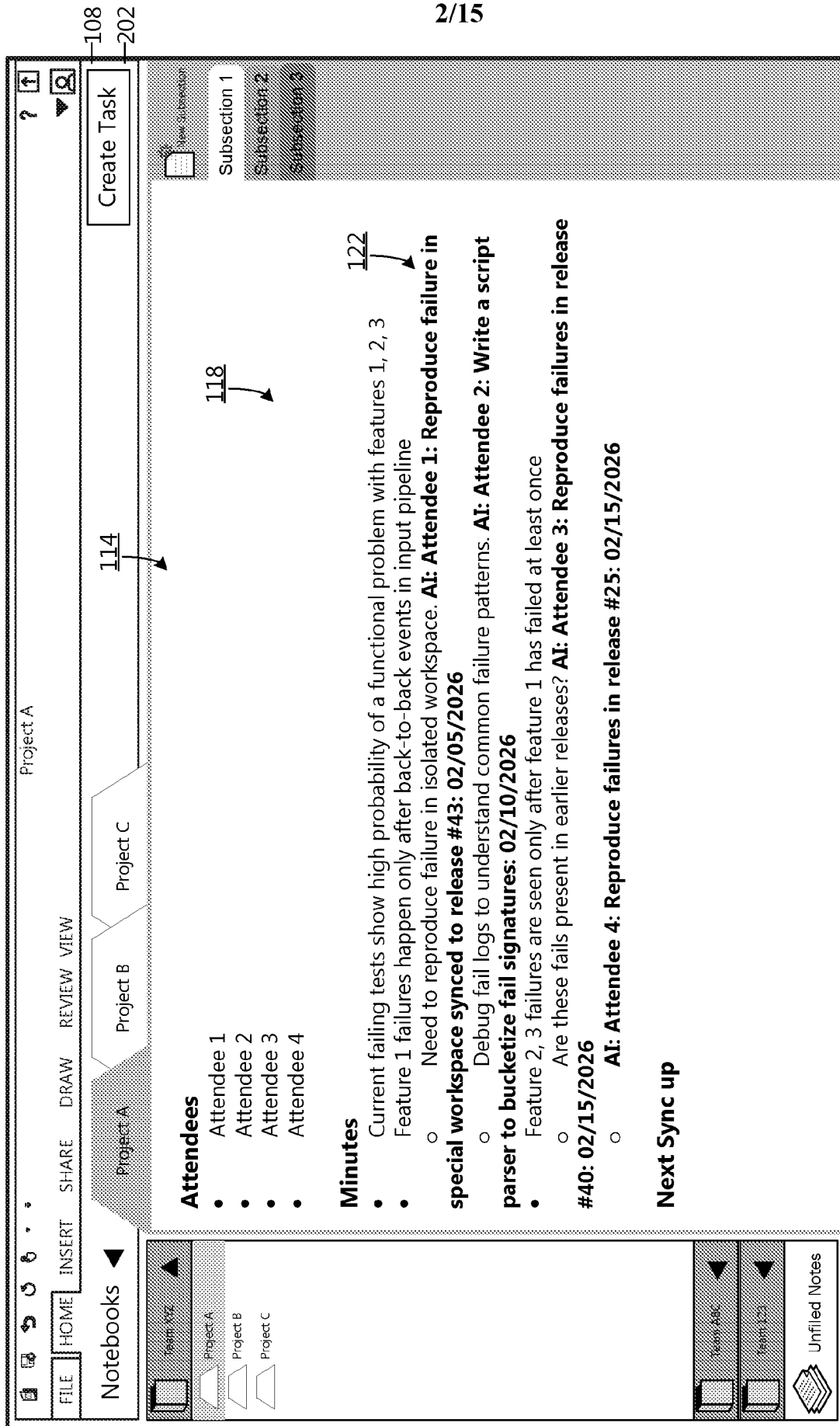


FIG. 2A

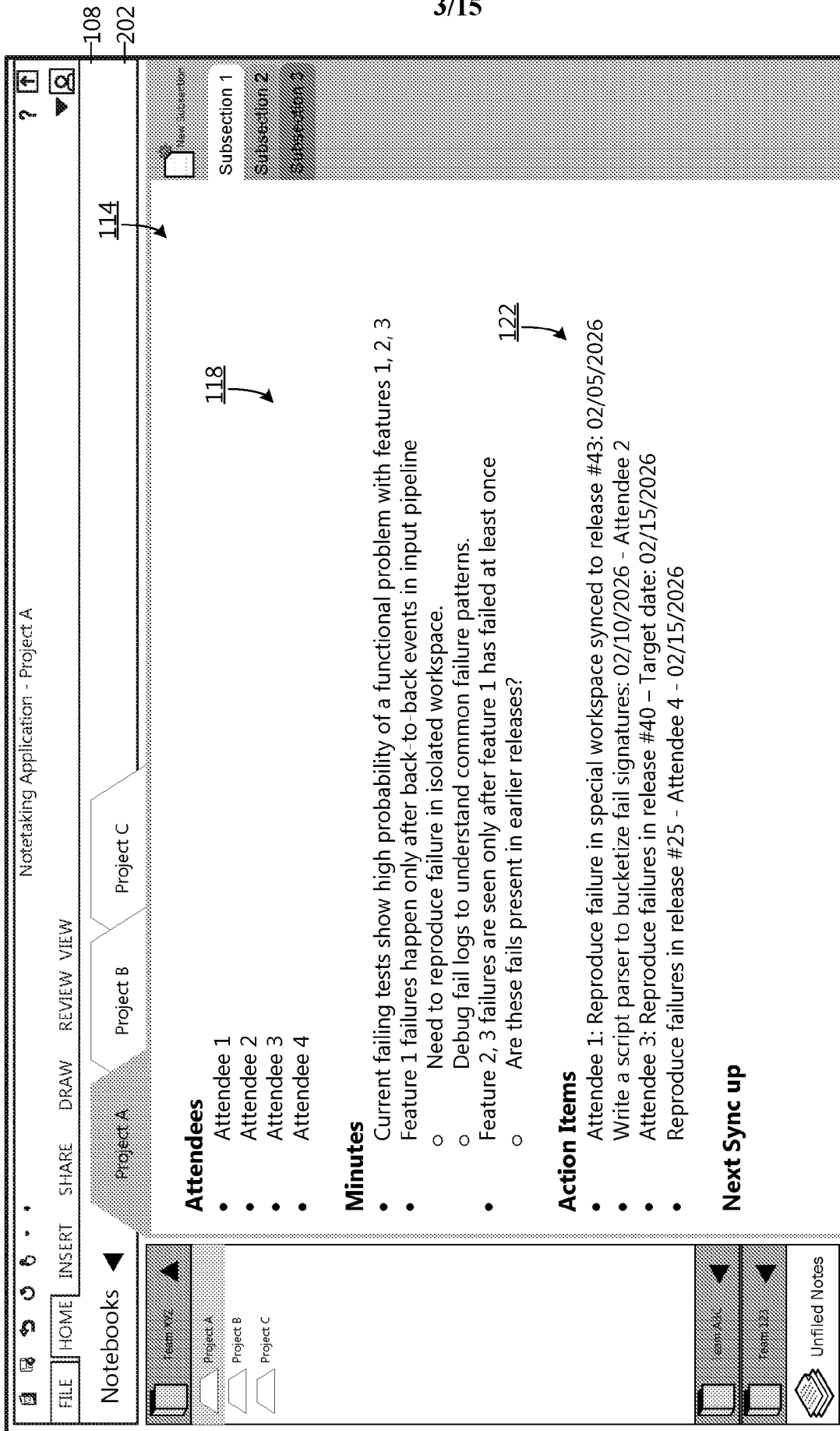


FIG. 2B

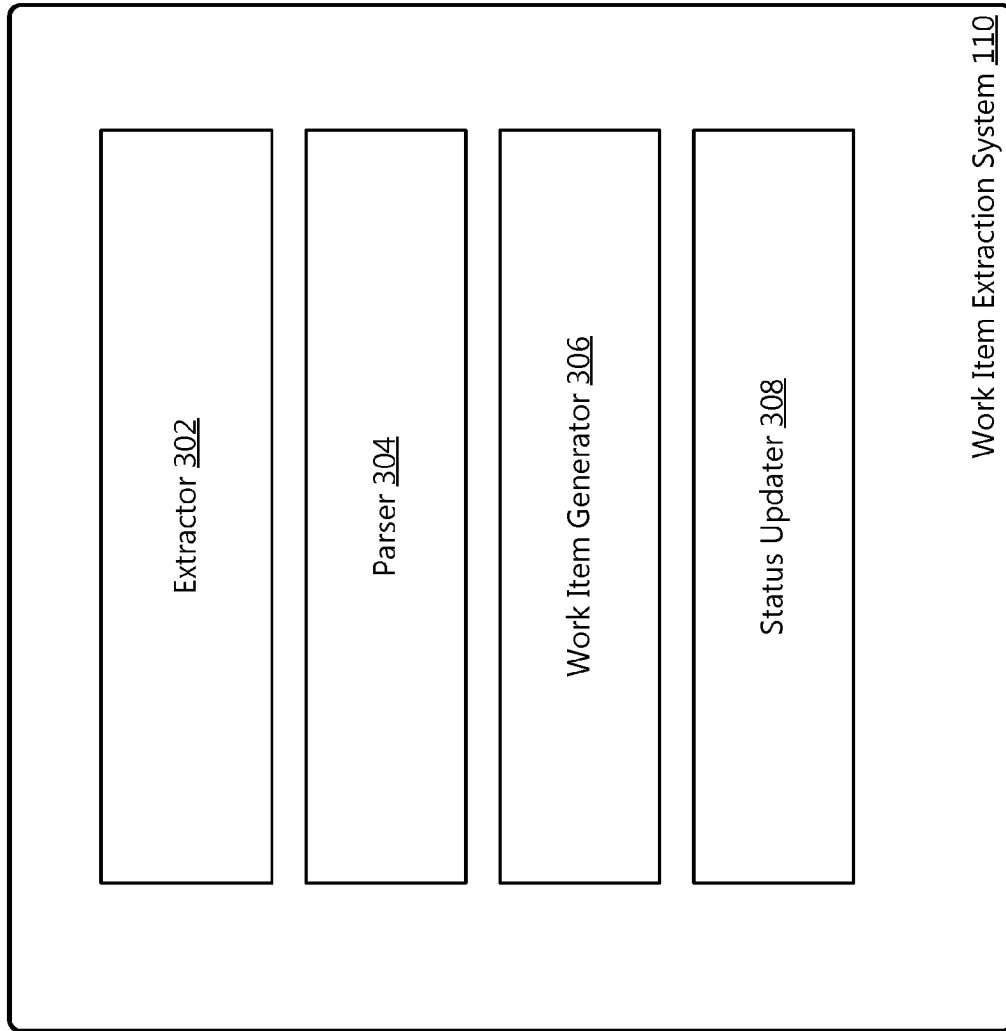


FIG. 3

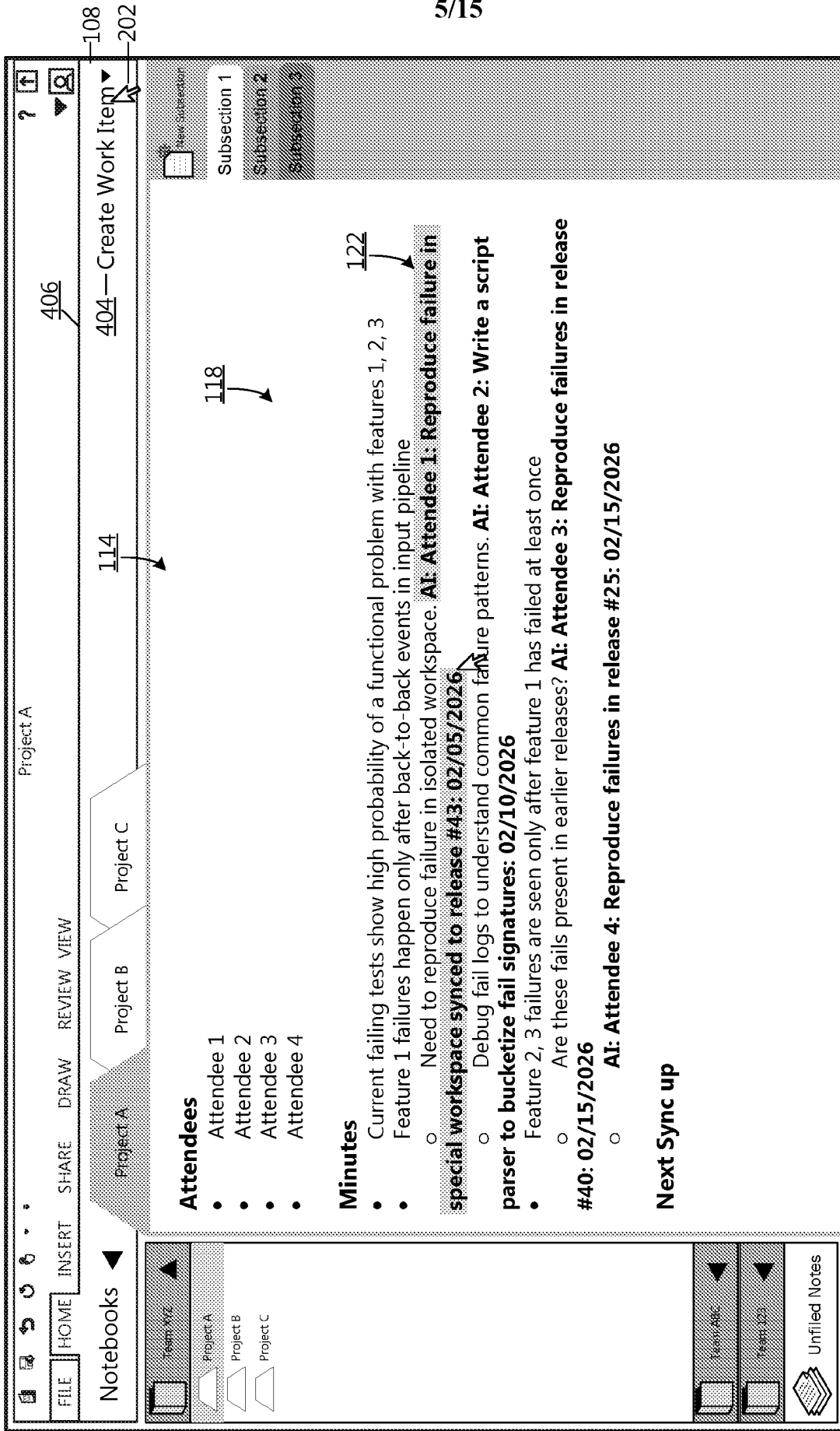


FIG. 4A

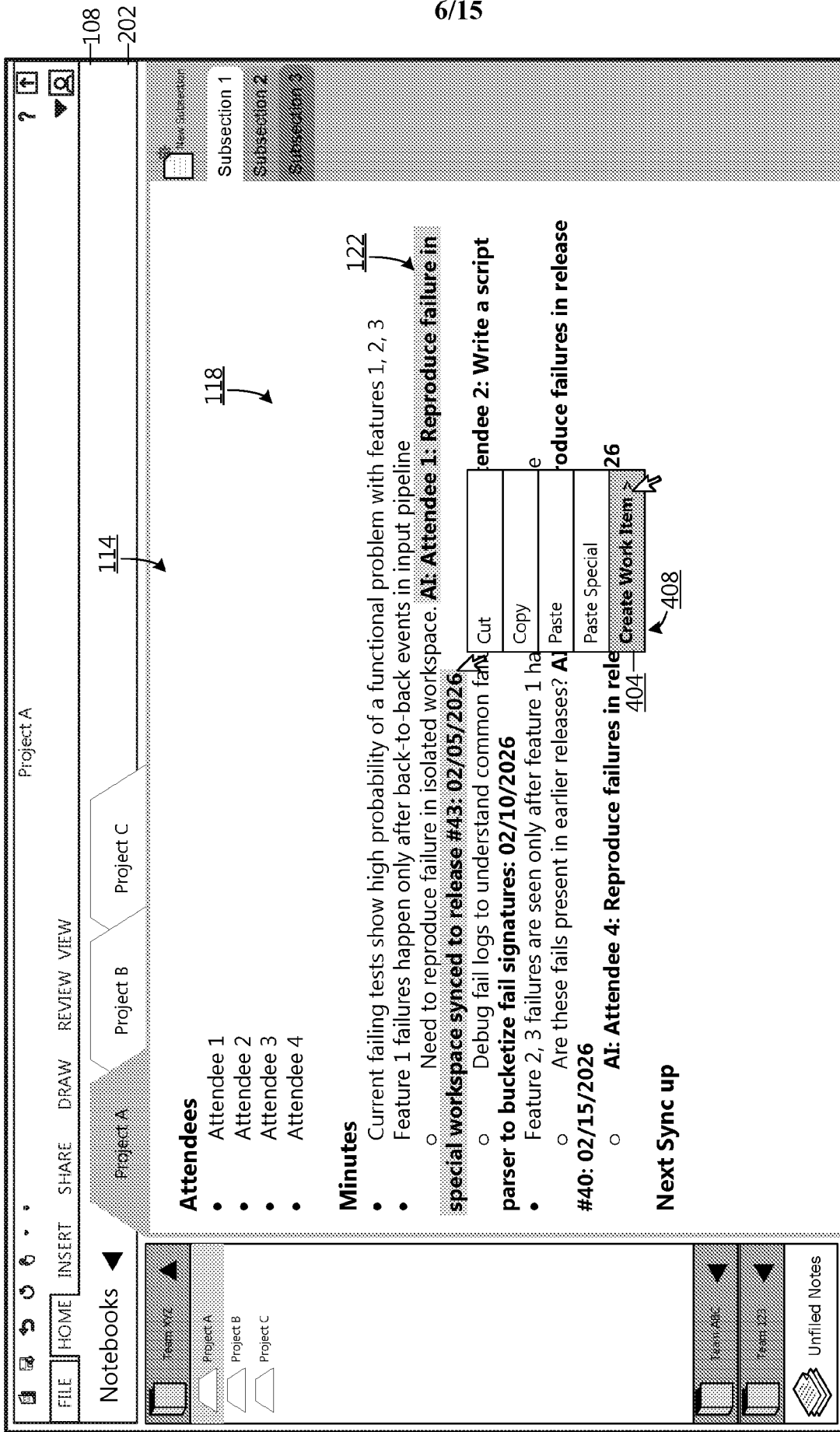


FIG. 4B

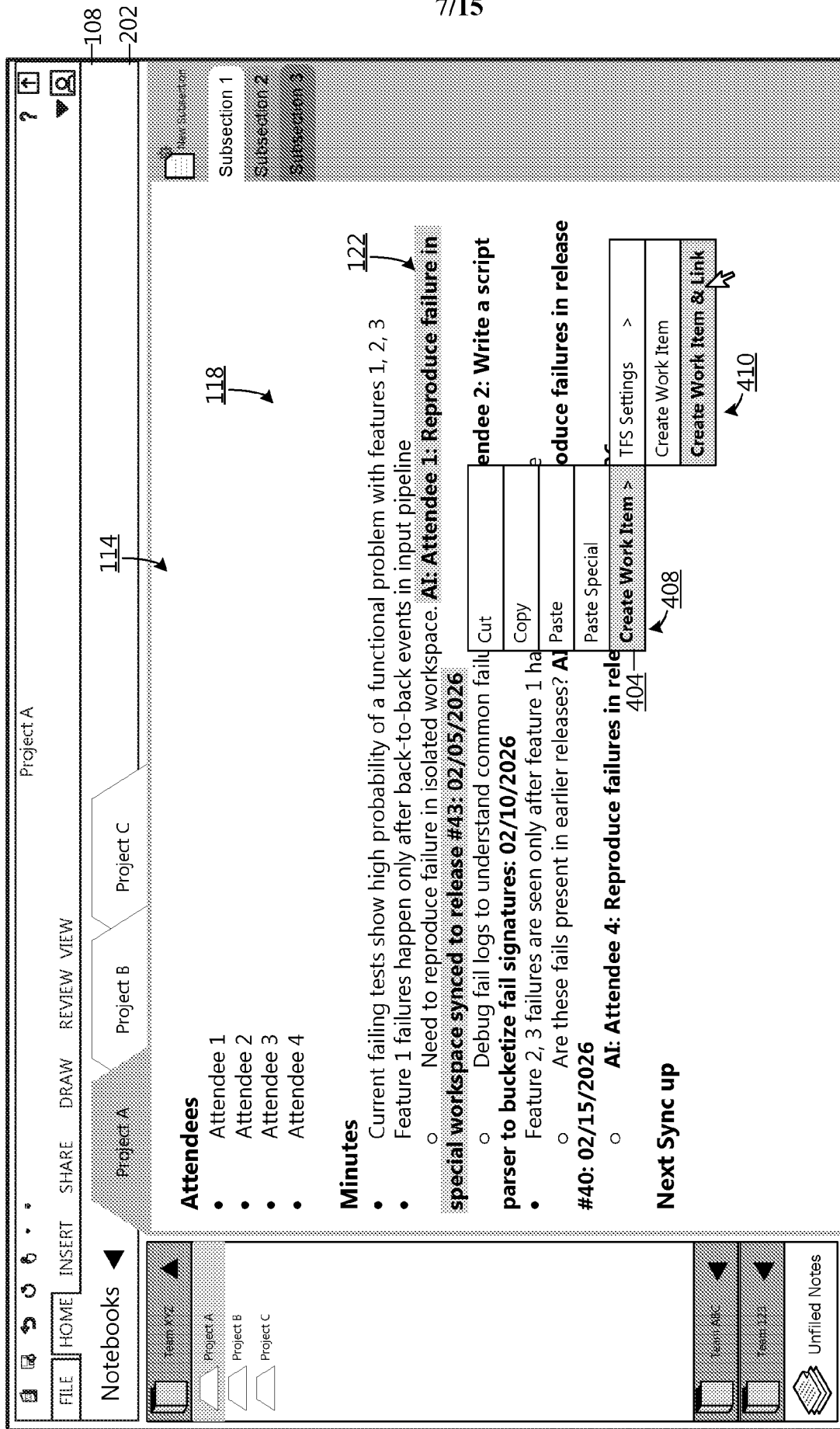


FIG. 4C

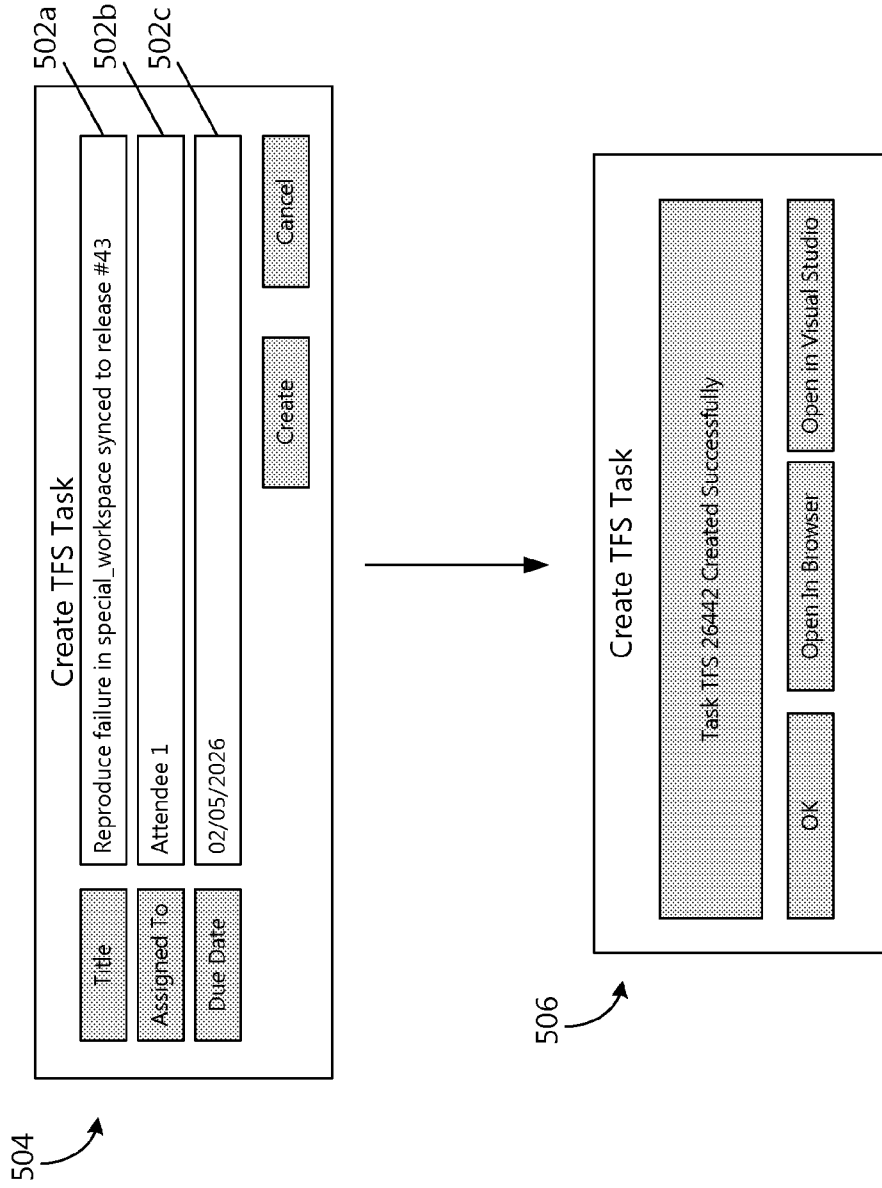


FIG. 5A

9/15

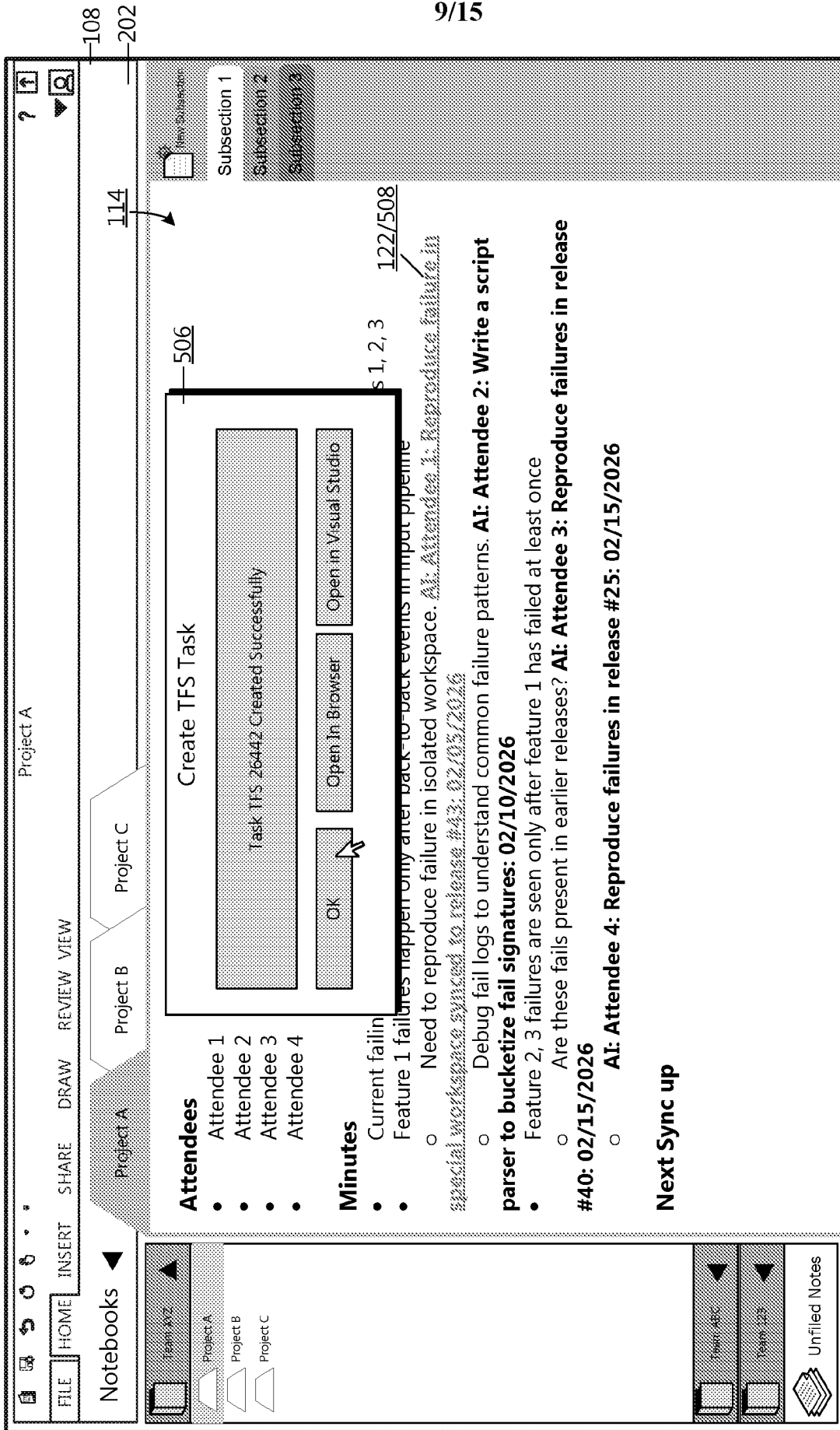


FIG. 5B

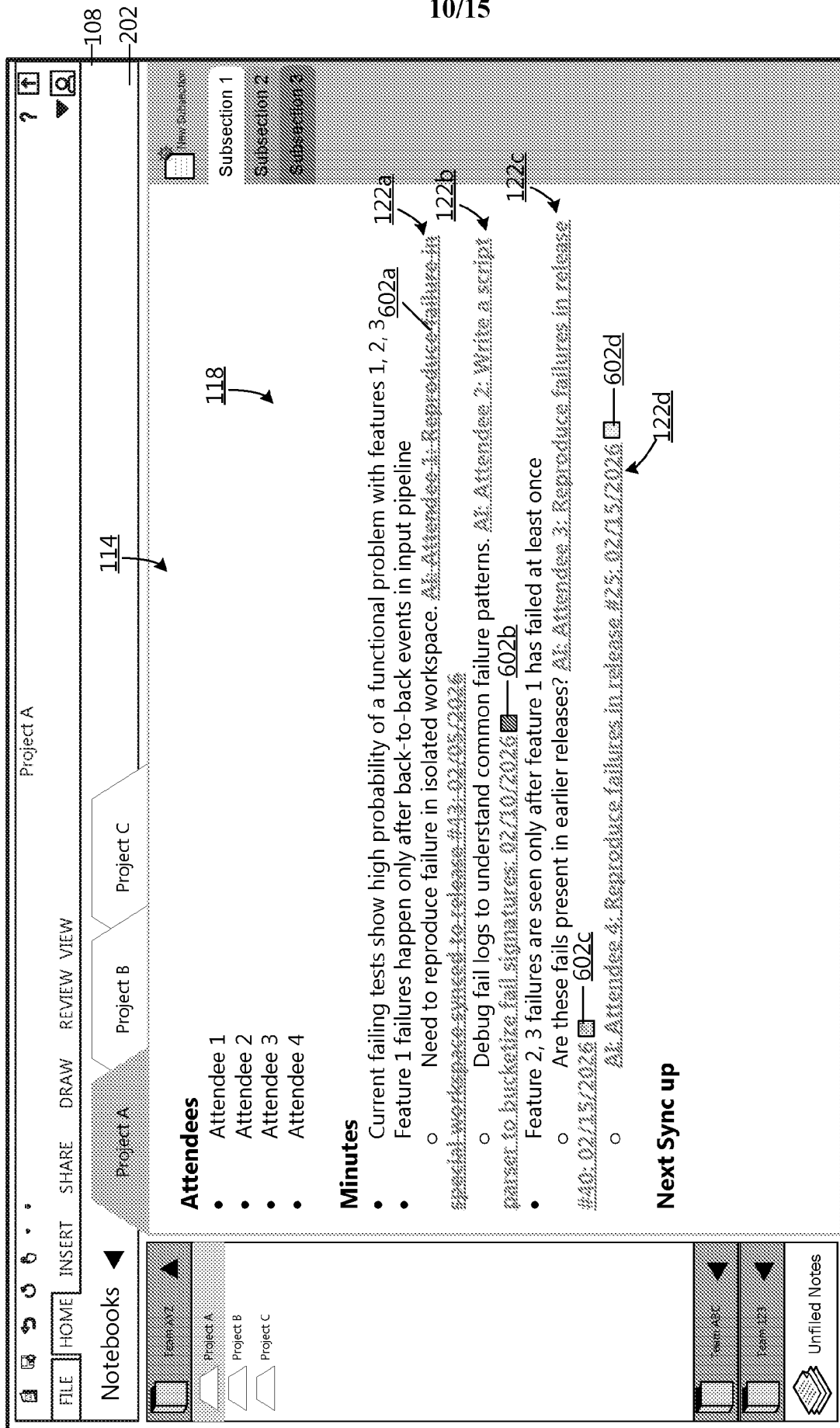
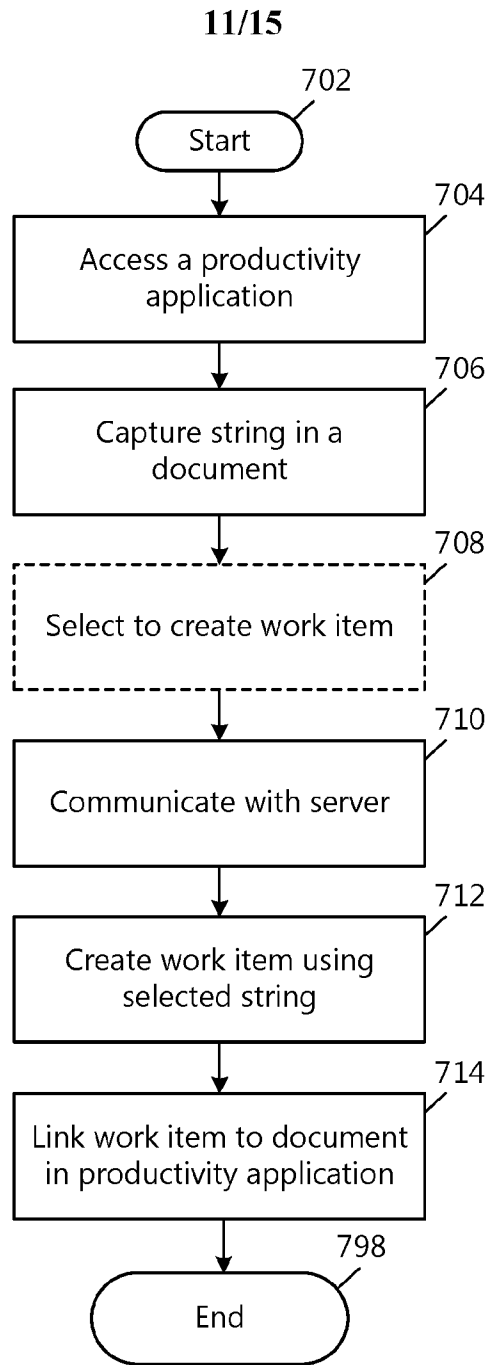


FIG. 6



700
↙

FIG. 7

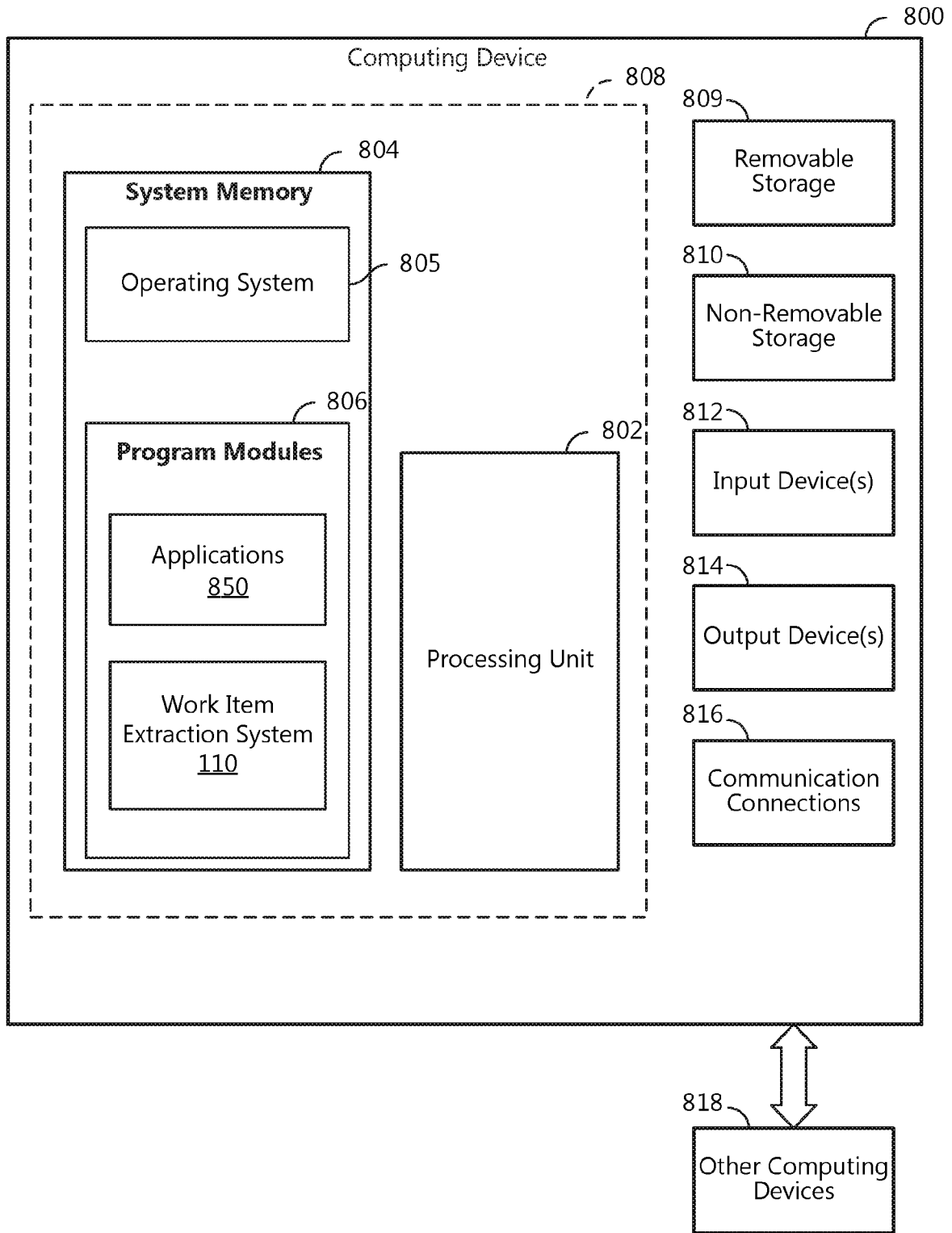
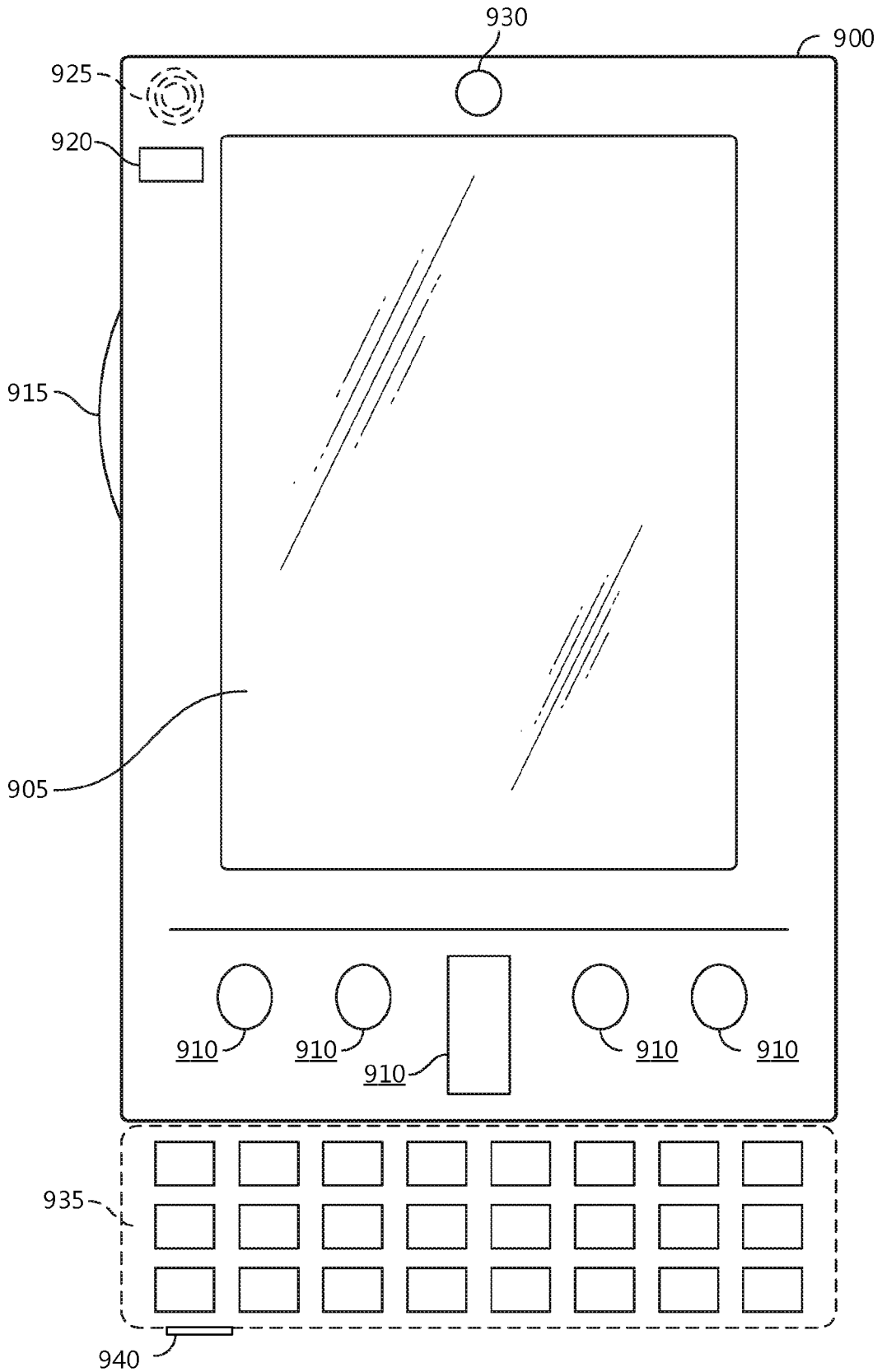


FIG. 8

13/15



MOBILE COMPUTING DEVICE

FIG. 9A

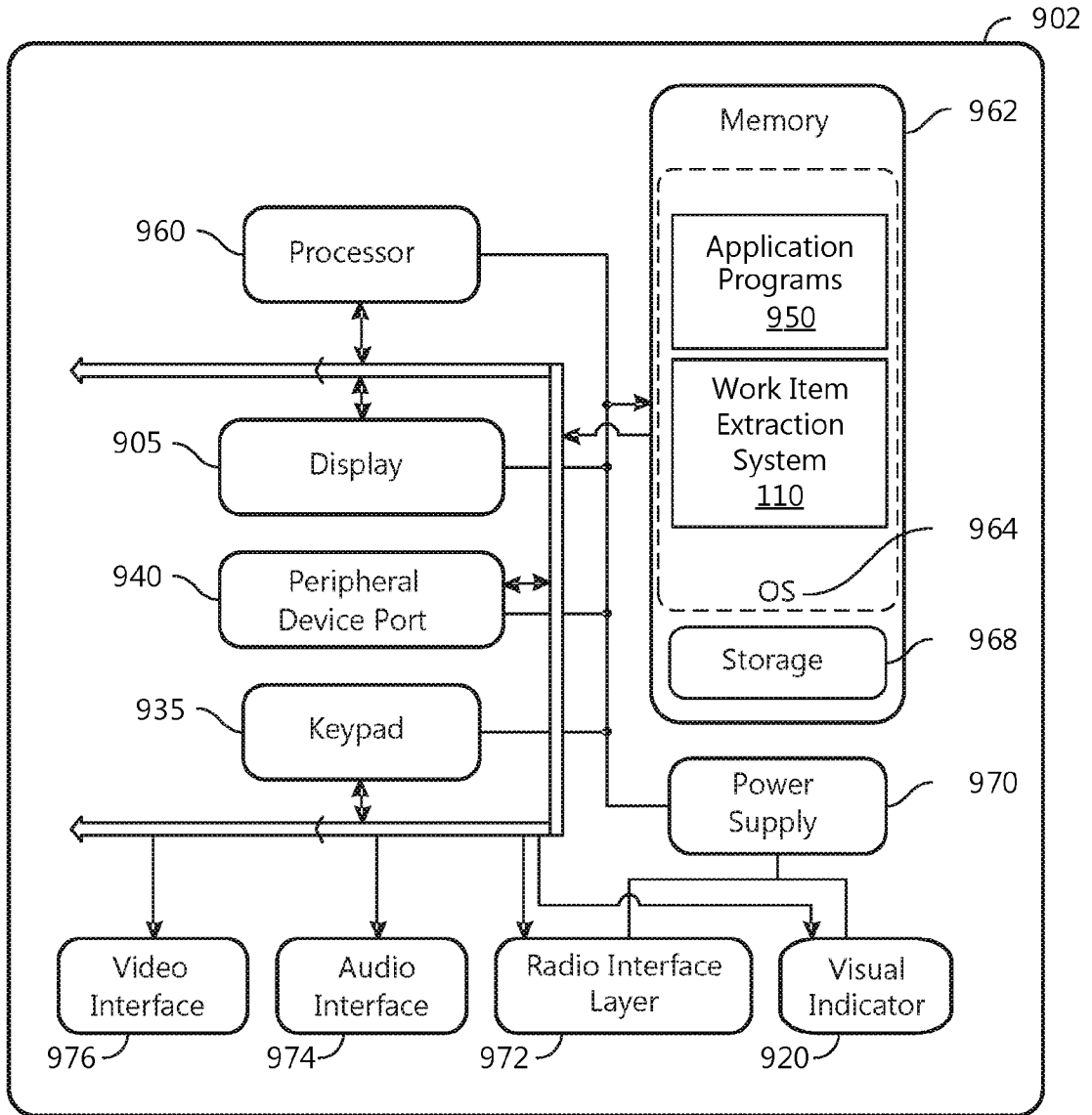


FIG. 9B

15/15

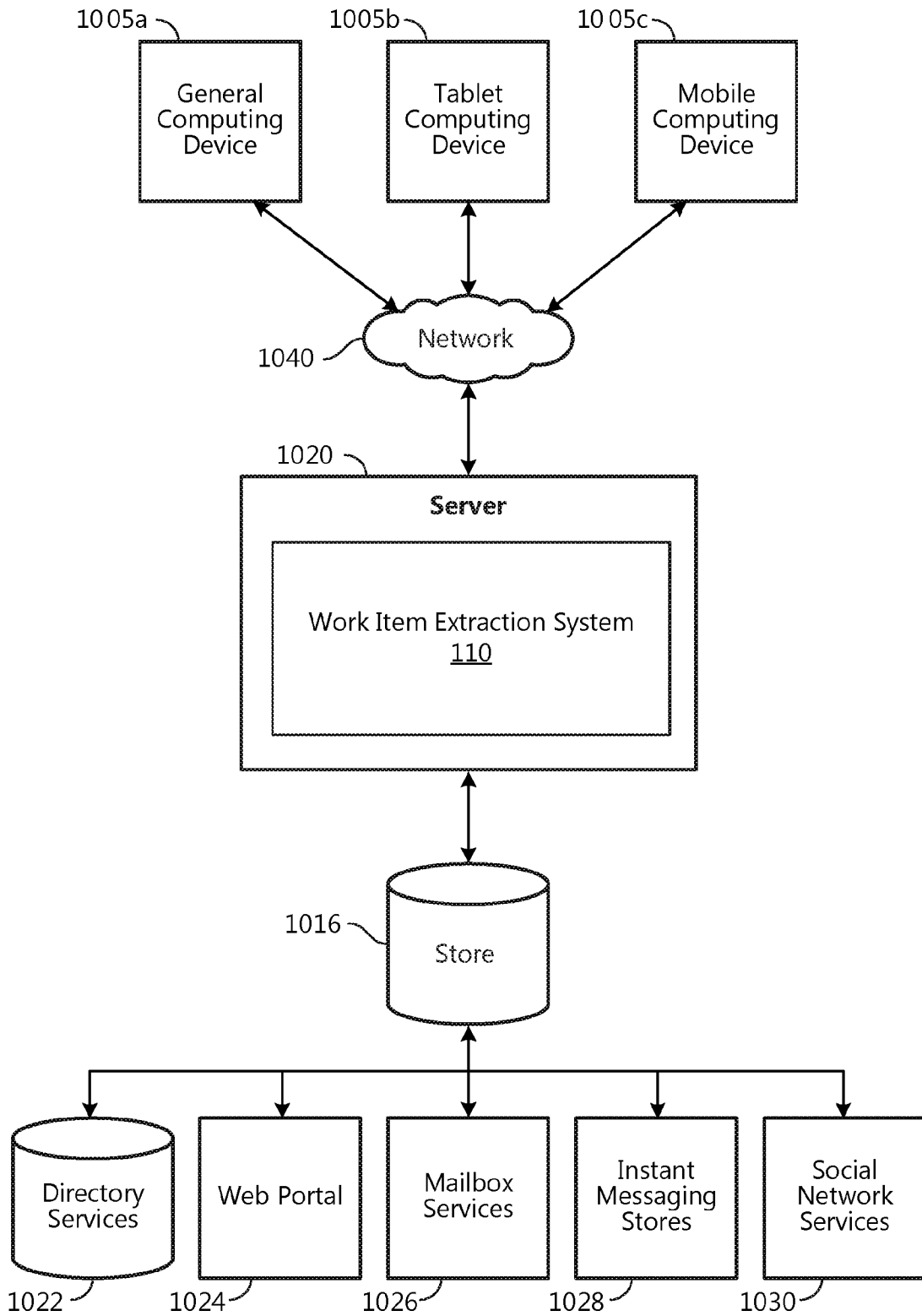


FIG. 10

INTERNATIONAL SEARCH REPORT

International application No
PCT/US2017/050875

A. CLASSIFICATION OF SUBJECT MATTER
INV. G06Q10/10
ADD.

According to International Patent Classification (IPC) or to both national classification and IPC

B. FIELDS SEARCHED
Minimum documentation searched (classification system followed by classification symbols)
G06Q

Documentation searched other than minimum documentation to the extent that such documents are included in the fields searched

Electronic data base consulted during the international search (name of data base and, where practicable, search terms used)
EPO-Internal, WPI Data

C. DOCUMENTS CONSIDERED TO BE RELEVANT		
Category*	Citation of document, with indication, where appropriate, of the relevant passages	Relevant to claim No.
X	US 2011/314402 A1 (KIKIN-GIL EREZ [US] ET AL) 22 December 2011 (2011-12-22) the whole document -----	1-15
X	US 8 949 275 B1 (AASURI-MARINGANTI RAMANUJA-CHARY [US]) 3 February 2015 (2015-02-03) the whole document -----	1-15
X	US 2010/268793 A1 (WOLFF ROGER [US] ET AL) 21 October 2010 (2010-10-21) the whole document -----	1-15
A	US 2006/173879 A1 (MACFARLANE BRYAN [US] ET AL) 3 August 2006 (2006-08-03) abstract; figures 2-5 paragraph [0007] - paragraph [0010] -----	1-15

Further documents are listed in the continuation of Box C.

See patent family annex.

* Special categories of cited documents :

<p>"A" document defining the general state of the art which is not considered to be of particular relevance</p> <p>"E" earlier application or patent but published on or after the international filing date</p> <p>"L" document which may throw doubts on priority claim(s) or which is cited to establish the publication date of another citation or other special reason (as specified)</p> <p>"O" document referring to an oral disclosure, use, exhibition or other means</p> <p>"P" document published prior to the international filing date but later than the priority date claimed</p>	<p>"T" later document published after the international filing date or priority date and not in conflict with the application but cited to understand the principle or theory underlying the invention</p> <p>"X" document of particular relevance; the claimed invention cannot be considered novel or cannot be considered to involve an inventive step when the document is taken alone</p> <p>"Y" document of particular relevance; the claimed invention cannot be considered to involve an inventive step when the document is combined with one or more other such documents, such combination being obvious to a person skilled in the art</p> <p>"&" document member of the same patent family</p>
---	---

Date of the actual completion of the international search 3 November 2017	Date of mailing of the international search report 13/11/2017
--	--

Name and mailing address of the ISA/ European Patent Office, P.B. 5818 Patentlaan 2 NL - 2280 HV Rijswijk Tel. (+31-70) 340-2040, Fax: (+31-70) 340-3016	Authorized officer Fernández Ferreira
--	--

INTERNATIONAL SEARCH REPORT

Information on patent family members

International application No

PCT/US2017/050875

Patent document cited in search report	Publication date	Patent family member(s)	Publication date	
US 2011314402	A1	22-12-2011	CN 102947786 A	27-02-2013
			EP 2586001 A1	01-05-2013
			RU 2012155842 A	27-06-2014
			SG 186139 A1	30-01-2013
			US 2011314402 A1	22-12-2011
			WO 2011163064 A1	29-12-2011
			ZA 201209074 B	26-02-2014
US 8949275	B1	03-02-2015	NONE	
US 2010268793	A1	21-10-2010	US 7770102 B1	03-08-2010
			US 2010268793 A1	21-10-2010
US 2006173879	A1	03-08-2006	NONE	