



US00D334154S

**United States Patent** [19]  
**Benderly**

[11] **Patent Number: Des. 334,154**  
[45] **Date of Patent: \*\* Mar. 23, 1993**

- [54] **GEMSTONE**
- [75] **Inventor: David B. Benderly, Roosevelt Island, N.Y.**
- [73] **Assignee: DBC of New York, Inc., New York, N.Y.**
- [\*\*] **Term: 14 Years**
- [21] **Appl. No.: 617,043**
- [22] **Filed: Nov. 19, 1990**
- [52] **U.S. Cl. .... D11/90; D11/89**
- [58] **Field of Search ..... D11/1-2, D11/7, 14-19, 26-29, 34-39, 89, 90; 63/1.1-6, 32**

- [56] **References Cited**
- U.S. PATENT DOCUMENTS**
- 73,182 8/1927 Kasch ..... D11/90
- 74,127 12/1927 Varni ..... D11/90
- D. 235,912 7/1975 Golay ..... 63/32
- D. 239,556 4/1976 Braff ..... D11/90
- D. 304,698 11/1989 Joh ..... D11/90


*Primary Examiner*—A. Hugo Word  
*Assistant Examiner*—R. Seifert  
*Attorney, Agent, or Firm*—Kirschstein, Ottinger, Israel & Schiffmiller

[57] **CLAIM**


The ornamental design for a gemstone, as shown.

**DESCRIPTION**

FIG. 1 is a top plan view of a gemstone showing a first embodiment of my new design;  
 FIG. 2 is a front elevational view thereof, the opposite side being a mirror image;  
 FIG. 3 is a right side elevational view thereof, the opposite side being a mirror image;  
 FIG. 4 is a bottom plan view thereof;  
 FIG. 5 is a perspective view thereof;  
 FIG. 6 is a top plan view of a gemstone showing a second embodiment of my new design;  
 FIG. 7 is a front elevational view thereof, the opposite side being a mirror image;  
 FIG. 8 is a right side elevational view thereof, the opposite side being a mirror image;  
 FIG. 9 is a bottom plan view thereof; and,  
 FIG. 10 is a perspective view thereof.



*FIG. 1*

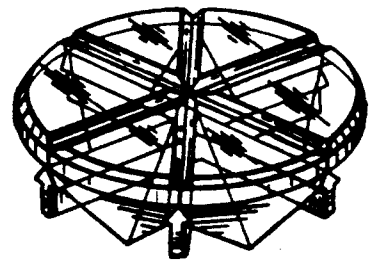



*FIG. 2*



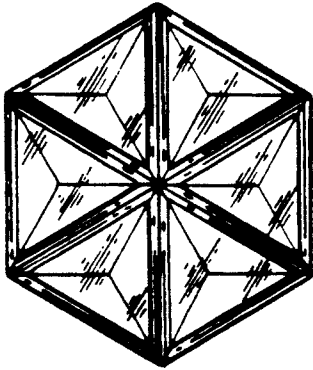
*FIG. 3*

*FIG. 4*



*FIG. 5*

*FIG. 6*

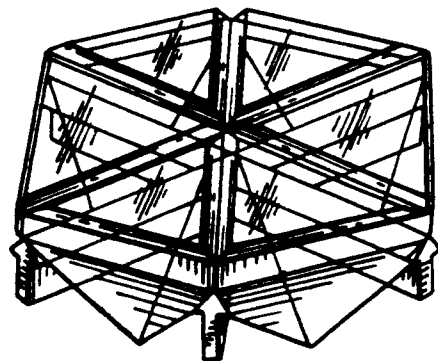


*FIG. 7*



*FIG. 8*

*FIG. 9*



*FIG. 10*