



US00D829689S

(12) **United States Design Patent**  
**Kim**

(10) **Patent No.:** **US D829,689 S**

(45) **Date of Patent:** **\*\* Oct. 2, 2018**

(54) **SPEAKER**

(71) Applicants: **NAVER Corporation**, Seongnam-si, Gyeonggi-do (KR); **LINE Corporation**, Shinjuku-ku, Tokyo (JP)

(72) Inventor: **Seung Woo Kim**, Seongnam-si (KR)

(73) Assignees: **Naver Corporation**, Gyeonggi-do (KR); **Line Corporation**, Tokyo (JP)

(\*\*) Term: **15 Years**

(21) Appl. No.: **29/606,028**

(22) Filed: **Jun. 1, 2017**

(51) **LOC (11) Cl.** ..... **14-03**

(52) **U.S. Cl.** ..... **D14/216**

(58) **Field of Classification Search**

USPC ..... D14/167, 168, 170-172, 188, 194-196, D14/204, 209.1, 210-216, 219, 221, 222, D14/224, 239, 496

CPC ..... B60R 11/0217; G06F 1/1688; G10K 9/22; G10K 11/004; H03F 1/327; H04M 1/03; H04M 1/035; H04N 5/642; H04N 21/4852; H04R 1/02; H04R 1/06; H04R 1/021; H04R 1/025; H04R 1/026; H04R 1/028; H04R 1/105; H04R 1/323; H04R 1/403; H04R 1/2803; H04R 1/2834; H04R 5/02; H04R 7/20; H04R 9/06; H04R 9/025; H04R 2201/021; H04R 2400/00; H04R 2400/07; H04R 2499/11; H04R 2499/13; H04R 2499/15; H04S 3/00; H04S 7/30

See application file for complete search history.

(56) **References Cited**

U.S. PATENT DOCUMENTS

D641,730	S	*	7/2011	Oota	.....	D14/216
D723,514	S	*	3/2015	Lukic	.....	D14/213
D735,163	S	*	7/2015	Valeur	.....	D14/216
D755,757	S	*	5/2016	Brunner	.....	D14/216
D758,347	S	*	6/2016	Hinokio	.....	D14/215
D769,223	S	*	10/2016	Hinokio	.....	D14/215
D773,704	S	*	12/2016	Pardo	.....	D26/41
D808,927	S	*	1/2018	Schaal	.....	D14/216
D808,928	S	*	1/2018	Schaal	.....	D14/216

\* cited by examiner

*Primary Examiner* — Keli L Hill

(74) *Attorney, Agent, or Firm* — Harness, Dickey & Pierce, P.L.C.

(57) **CLAIM**

We claim the ornamental design for a speaker, as shown and described.

**DESCRIPTION**

FIG. 1 is a perspective view of the speaker according to an example embodiment.

FIG. 2 is a front view of the speaker shown in FIG. 1.

FIG. 3 is a back view of the speaker shown in FIG. 1.

FIG. 4 is a left view of the speaker shown in FIG. 1.

FIG. 5 is a right view of the speaker shown in FIG. 1.

FIG. 6 is a top view of the speaker shown in FIG. 1.

FIG. 7 is a bottom view of the speaker shown in FIG. 1; and,

FIG. 8 is an enlarged view of the portion encircled in FIG. 1.

The material is metal and synthetic resin.

The broken lines in the figures show portions of a speaker which form no part of the claimed design.

**1 Claim, 8 Drawing Sheets**

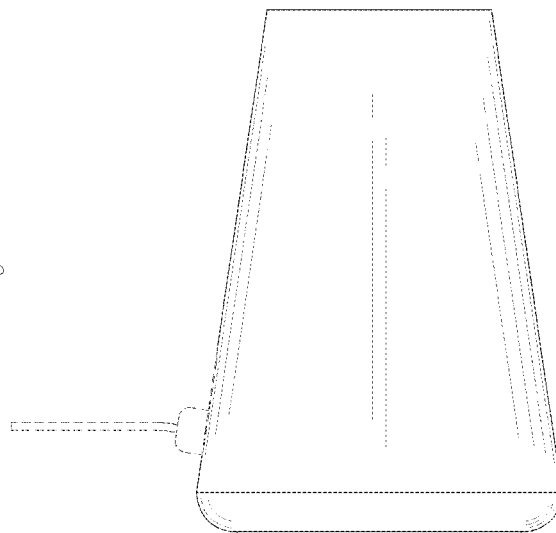
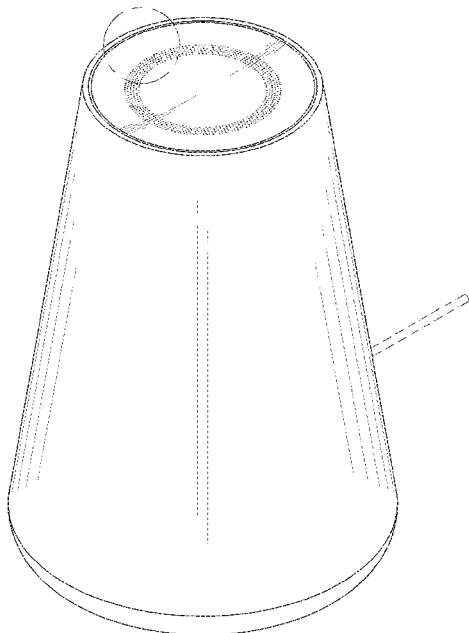


Fig. 1

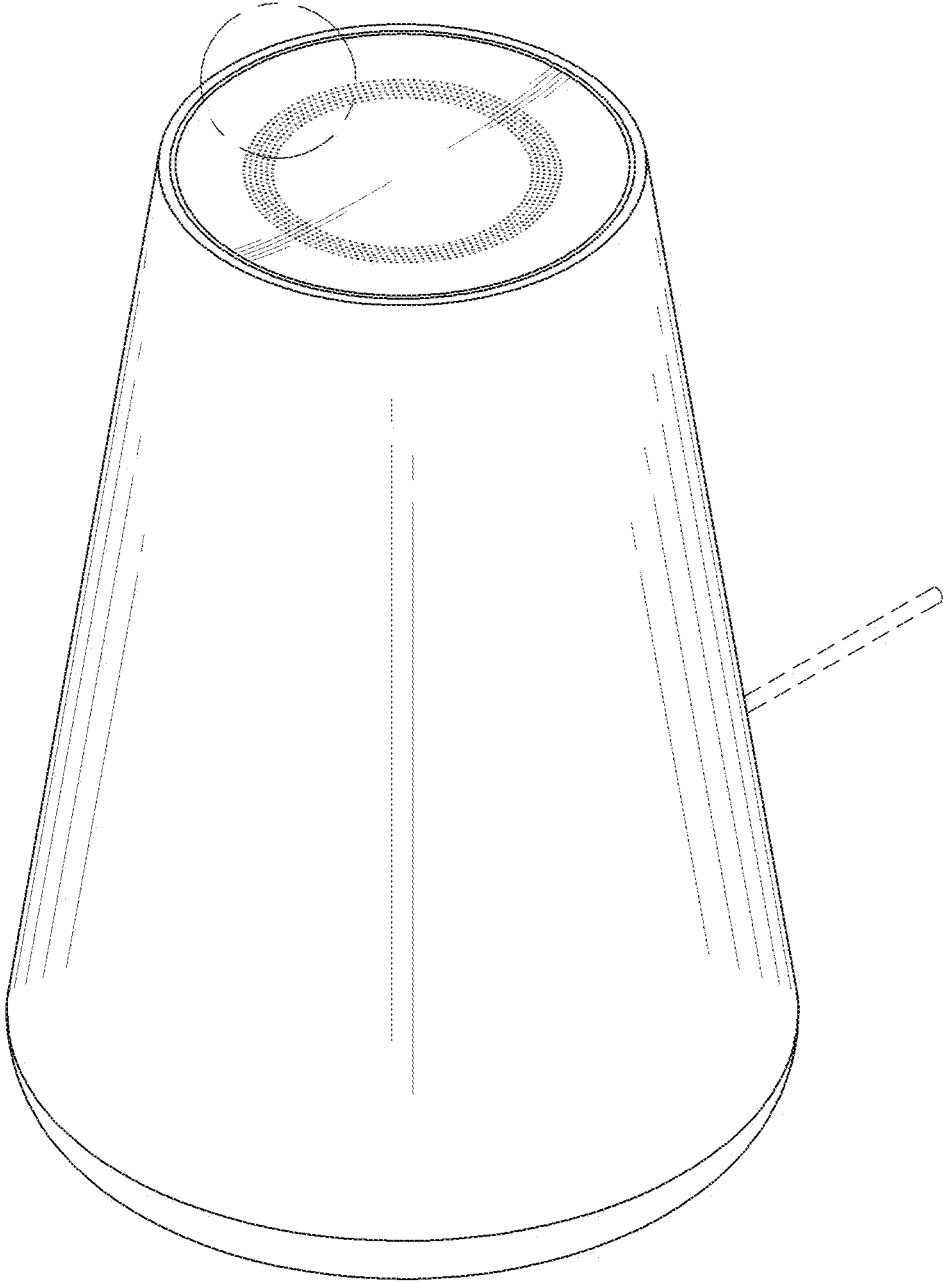


Fig. 2

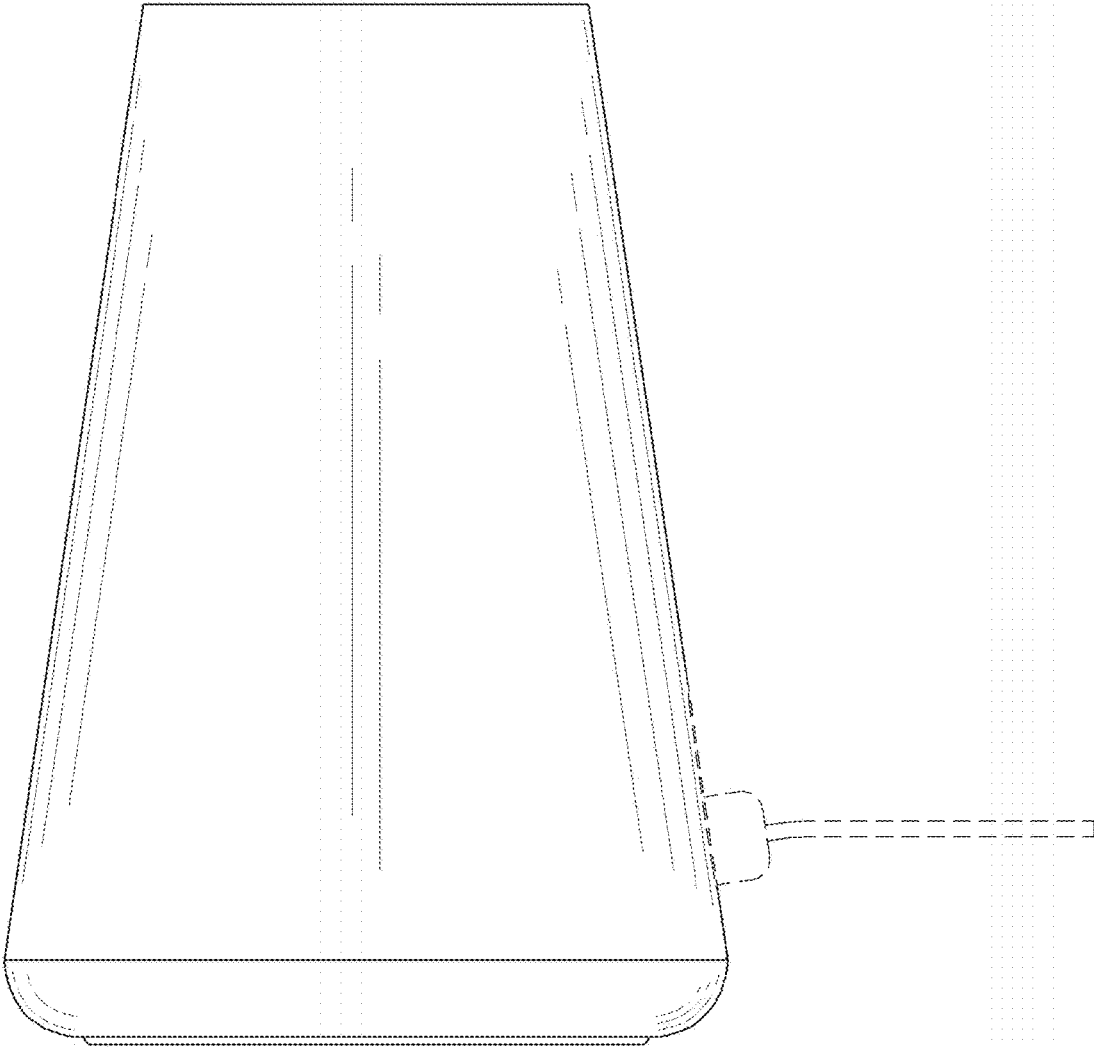


Fig. 3

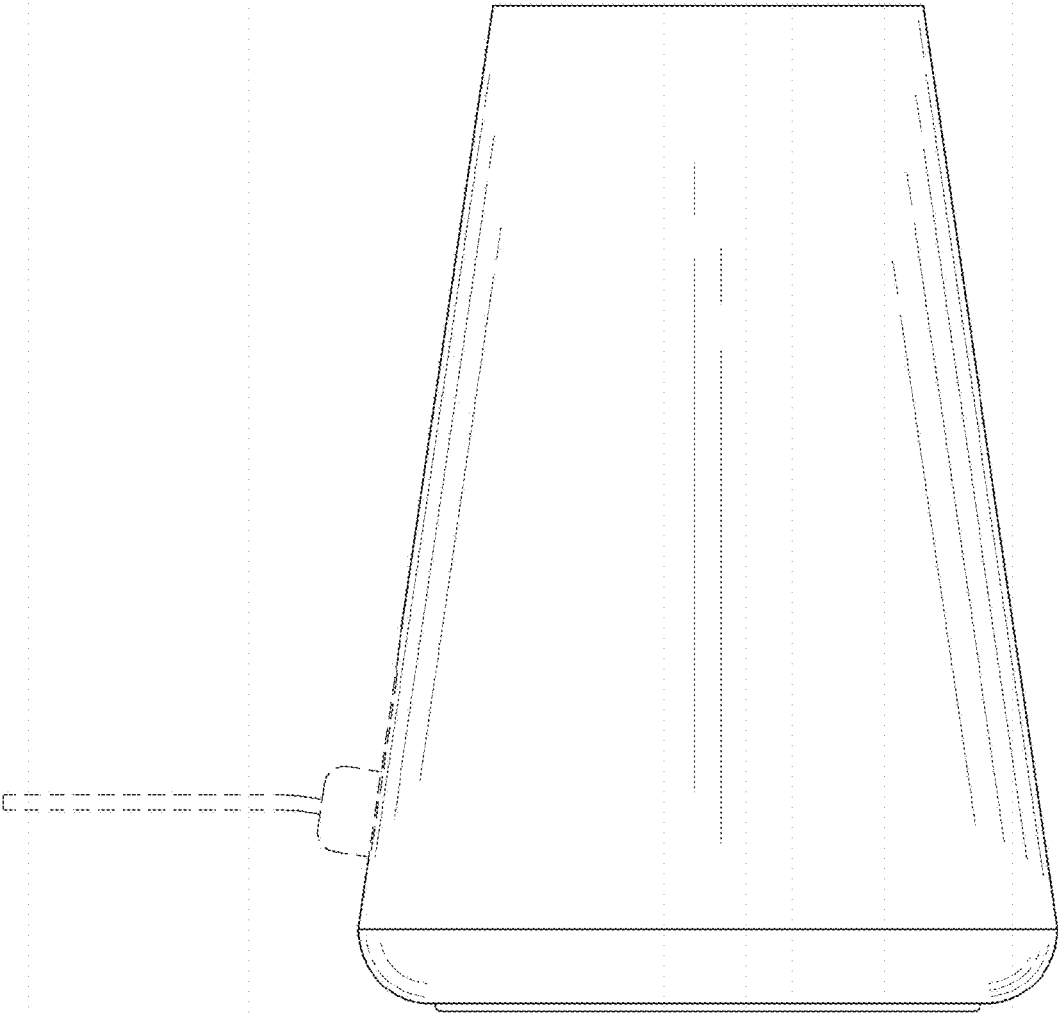


Fig. 4

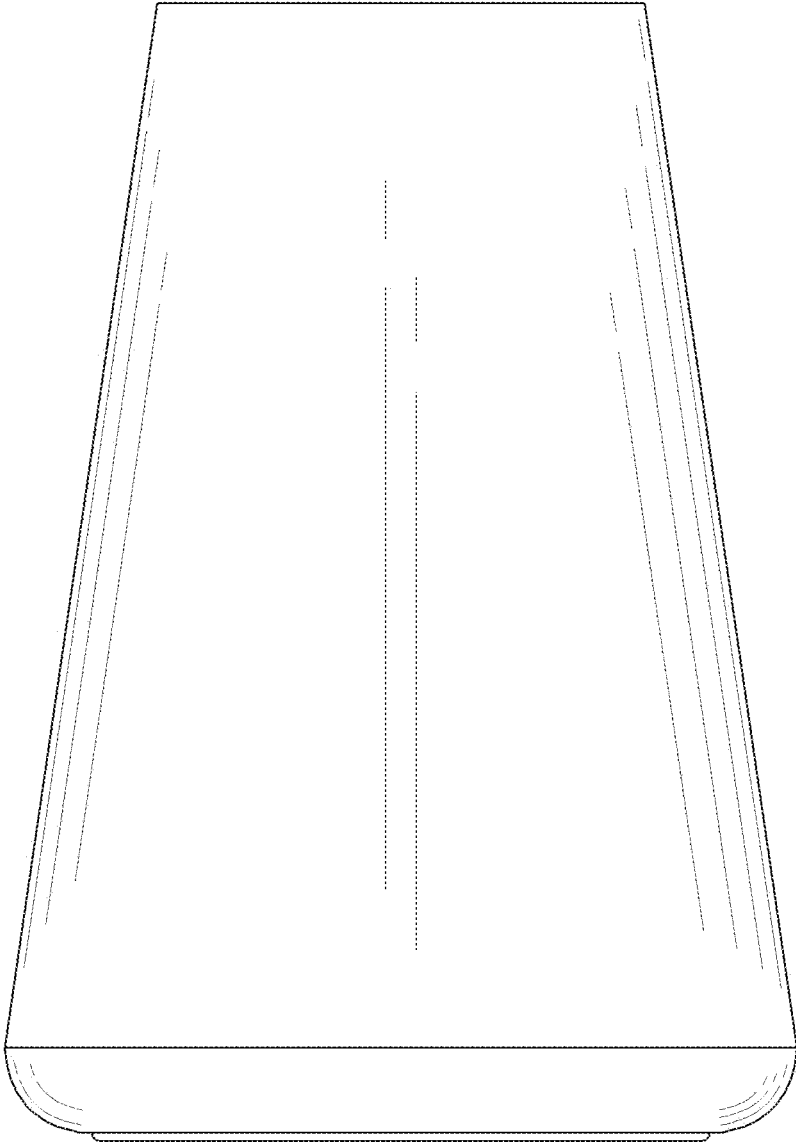


Fig. 5

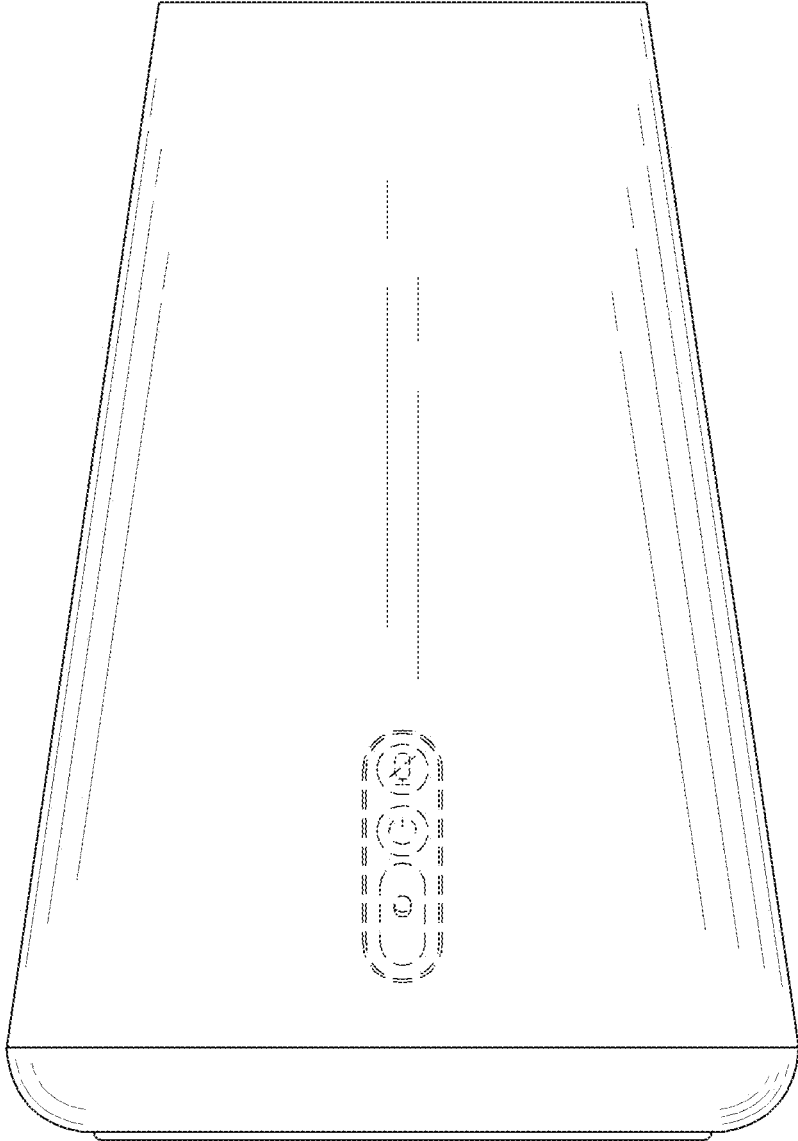


Fig. 6

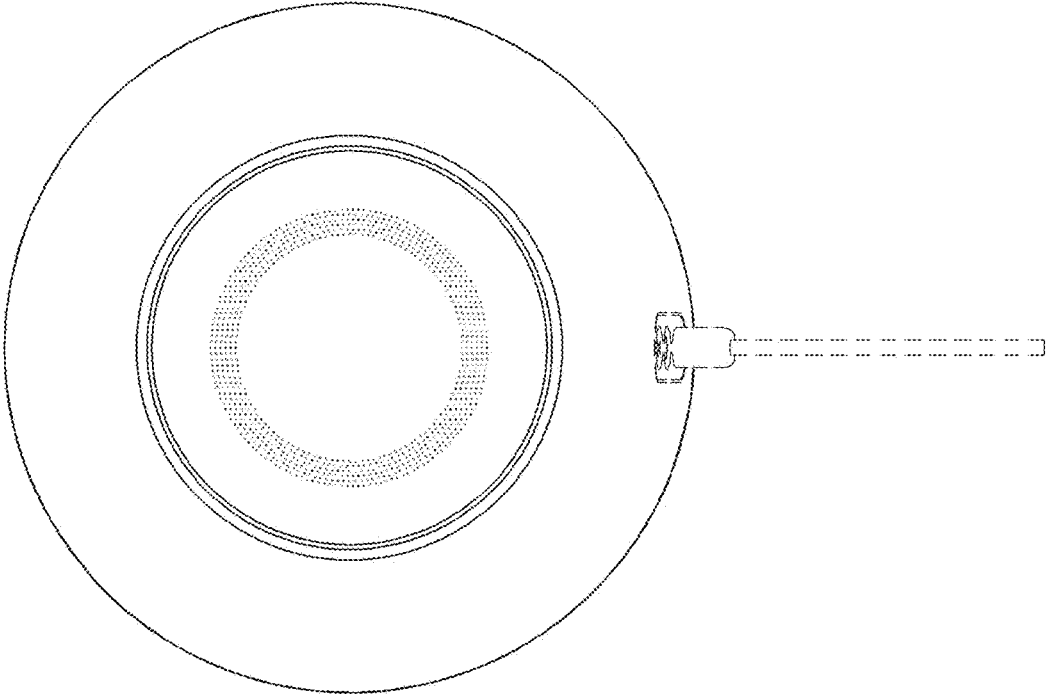


Fig. 7

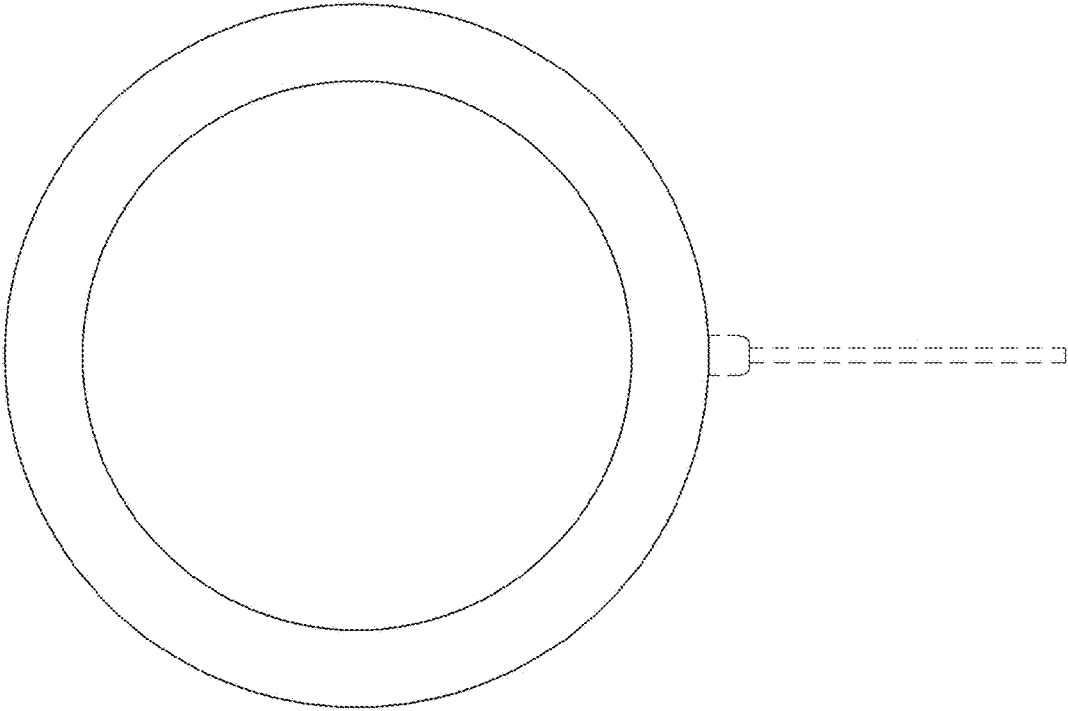




Fig. 8

