



US00D351910S

United States Patent [19]

[11] Patent Number: Des. 351,910

Anderson et al.

[45] Date of Patent: ** Oct. 25, 1994

[54] PORTABLE MEDICAL ANALYZER

[75] Inventors: **Carter R. Anderson**, Eagan; **Walter L. Sembrowich**, White Bear Lake; **Kee V. Sin**, Lino Lakes; **Frank Solomon**, Plymouth, all of Minn.

[73] Assignee: **Diametrics Medical, Inc.**, Roseville, Minn.

[**] Term: **14 Years**

[21] Appl. No.: **5,165**

[22] Filed: **Feb. 25, 1993**

[52] U.S. Cl. **D24/169**; D10/81; D24/186; D24/231; D24/232

[58] Field of Search 128/635, 666, 667, 672; 204/403, 406, 407, 400, 409, 418, 435, 433, 416, 422; D24/186, 231, 232, 216, 169; D10/81

[56] References Cited

U.S. PATENT DOCUMENTS

- D. 318,331 7/1991 Phillips et al. D24/186 X
- D. 331,286 11/1992 Cameron et al. D24/169
- D. 338,730 8/1993 Bible D24/186 X
- 4,397,725 8/1993 Enzer et al. .
- 4,786,394 11/1988 Enzer et al. .
- 4,913,703 4/1990 Pasqualucci et al. .
- 4,929,426 5/1990 Bodai et al. 204/409 X
- 4,935,106 6/1990 Liston et al. 204/406 X
- 5,096,669 3/1992 Lauks et al. D24/232 X
- 5,269,891 12/1993 Colin 204/403 X
- 5,279,294 1/1994 Anderson et al. 128/632 X

FOREIGN PATENT DOCUMENTS

- 314306 3/1989 European Pat. Off. .

OTHER PUBLICATIONS

- V-meter Harmonic Power Line Meter, Ergonics Corp., 1987 *Annual Design Review*.
- Super Speak and Spell, Texas Instruments, Winter CES Show, Jan. 1989.
- DP-2DX Digimatic Miniprocessor, Mitutoyo, Product Catalog, 1987.
- Lifestat 100, Physio Control, 1987 Physio Control.
- Artema, Paramed, IDEA Award 1989.
- Universal Programmer-Model 3060, Siemens-Pacesetter Systems, IDEA Award 1990.
- Moisture Balance, Denver Instrument, 1990 *Annual Design Review*.
- DataMyte 9000, DataMyte Corporation, IDEA Award 1989.

Primary Examiner—A. Hugo Word
Assistant Examiner—I Simmons
Attorney, Agent, or Firm—Haugen and Nikolai

[57] CLAIM

The ornamental design for a portable medical analyzer, as shown and described.

DESCRIPTION

FIG. 1 is a perspective view of a portable medical analyzer showing our new design;
 FIG. 2 is a top plan view of the portable medical analyzer;
 FIG. 3 is a bottom plan view of the portable medical analyzer;
 FIG. 4 is a right side elevational view of the portable medical analyzer of FIG. 2;
 FIG. 5 is a left side elevational view of the portable medical analyzer of FIG. 2;
 FIG. 6 is a front elevational view of a portable medical analyzer of FIG. 2; and,
 FIG. 7 is a rear elevational view of the portable medical analyzer of FIG. 2.




Fig.-1




Fig.-2

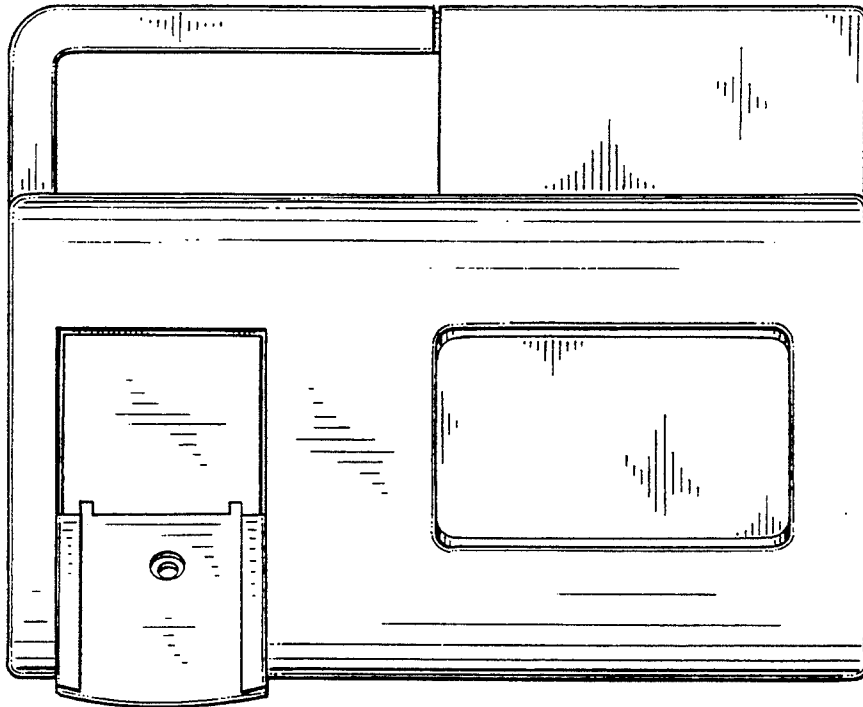


Fig.-3

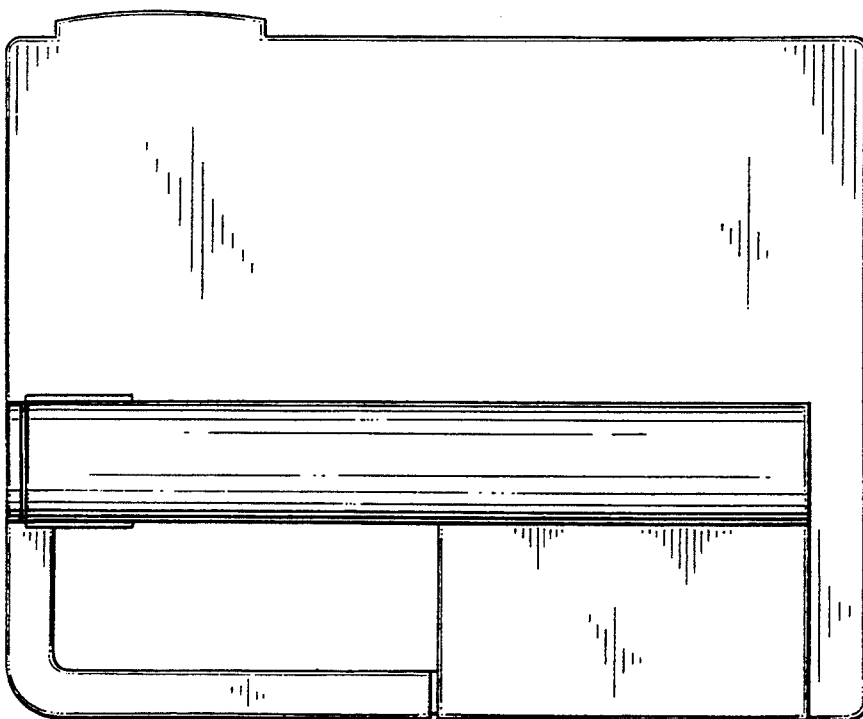


Fig.-4

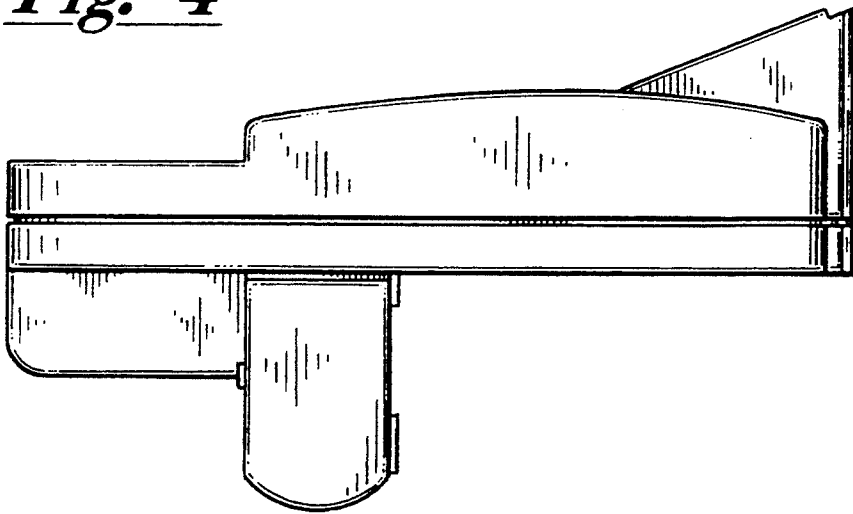


Fig.-5

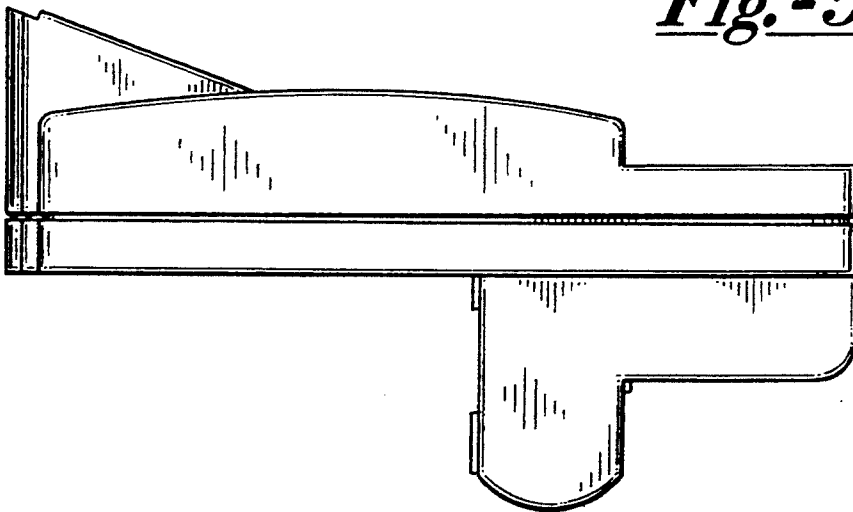


Fig.-6

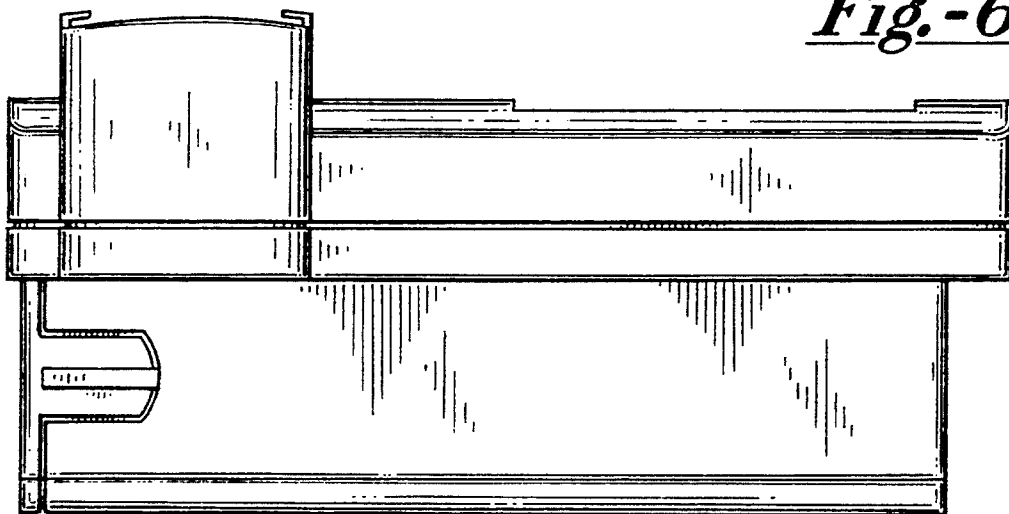


Fig.-7

