



US00D711861S

(12) **United States Design Patent**  
**Mei**

(10) **Patent No.:** **US D711,861 S**

(45) **Date of Patent:** **\*\* Aug. 26, 2014**

(54) **PROTECTIVE COVER**

(75) Inventor: **Chia-Yun Mei**, Taoyuan County (TW)

(73) Assignee: **HTC Corporation**, Taoyuan County (TW)

(\*\*) Term: **14 Years**

(21) Appl. No.: **29/422,785**

(22) Filed: **May 24, 2012**

(51) **LOC (10) Cl.** ..... **14-03**

(52) **U.S. Cl.**  
USPC ..... **D14/250**

(58) **Field of Classification Search**

CPC ..... H04M 1/0283; A45C 2011/002; A45C 2011/003; A45C 13/002; A45C 2013/025; G06F 1/1628  
USPC ..... D14/138 G, 250, 251, 253, 240, 217, D14/496, 440, 203.3, 203.4, 203.5, 203.8, D14/341, 318, 345; D3/218, 215, 201, 269, D3/273, 294, 289, 303, 327, 900; D21/469; 220/4.02; 248/309.1; 361/679.56; 379/426, 433.11, 455; 455/575.1, 575.8; 190/100; 206/305, 206/320

See application file for complete search history.

(56) **References Cited**

U.S. PATENT DOCUMENTS

D582,405 S \* 12/2008 Andre et al. .... D3/299  
D652,829 S \* 1/2012 Kim et al. .... D14/250  
D657,354 S \* 4/2012 Kim ..... D14/250  
D674,799 S \* 1/2013 Kim ..... D14/440  
D674,800 S \* 1/2013 Kim ..... D14/440  
D694,245 S \* 11/2013 Sanz ..... D14/440  
D694,523 S \* 12/2013 Chiang ..... D3/303  
D694,741 S \* 12/2013 Kim ..... D14/250  
D695,296 S \* 12/2013 Hsu ..... D14/440  
2010/0089778 A1 \* 4/2010 Park ..... 206/320

2011/0266291 A1\* 11/2011 Fan ..... 220/669  
2012/0085679 A1\* 4/2012 Kim et al. .... 206/736  
2012/0178507 A1\* 7/2012 Lee ..... 455/575.1  
2012/0322518 A1\* 12/2012 Kim ..... 455/575.8  
2013/0264235 A1\* 10/2013 Lin ..... 206/320

FOREIGN PATENT DOCUMENTS

KR 30-0607102 7/2011

OTHER PUBLICATIONS

“Office Action of Taiwan counterpart application”, issued on Dec. 20, 2012, p. 1-p. 4.

\* cited by examiner

*Primary Examiner* — Deanna L Pratt

*Assistant Examiner* — Lilyana Bekic

(74) *Attorney, Agent, or Firm* — Jianq Chyun IP Office

(57) **CLAIM**

The ornamental design for a protective cover, as shown and described.

**DESCRIPTION**

FIG. 1 is a perspective view of a protective cover showing my new design;

FIG. 2 is an another perspective view thereof;

FIG. 3 is a front view thereof;

FIG. 4 is a rear view thereof;

FIG. 5 is a left side view thereof;

FIG. 6 is a right side view thereof;

FIG. 7 is a top view thereof;

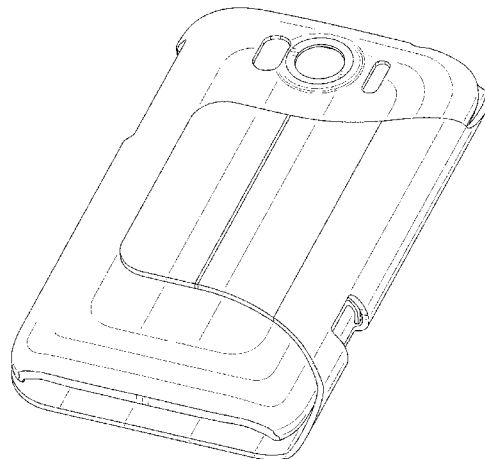
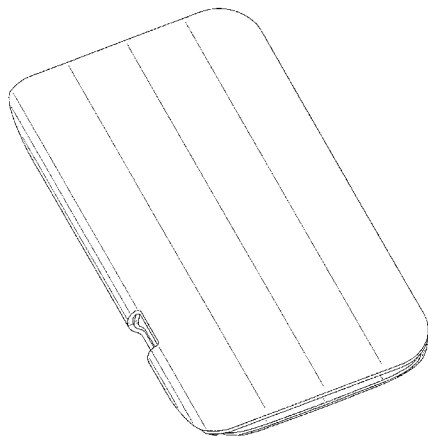
FIG. 8 is a bottom view thereof;

FIG. 9 is a front view thereof, shown in an open position;

FIG. 10 is a perspective view thereof, shown in upright position of use; and,

FIG. 11 is another perspective view thereof, shown in upright position of use.

**1 Claim, 9 Drawing Sheets**



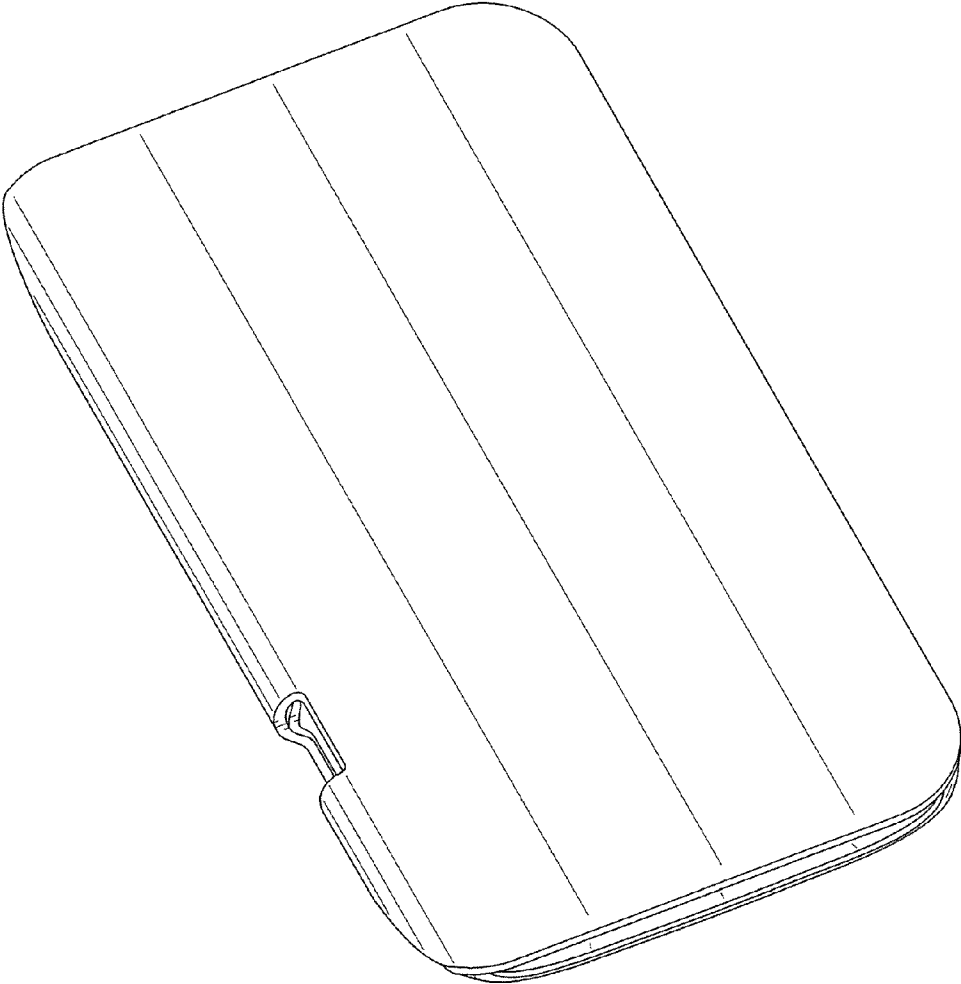


FIG. 1



FIG. 2

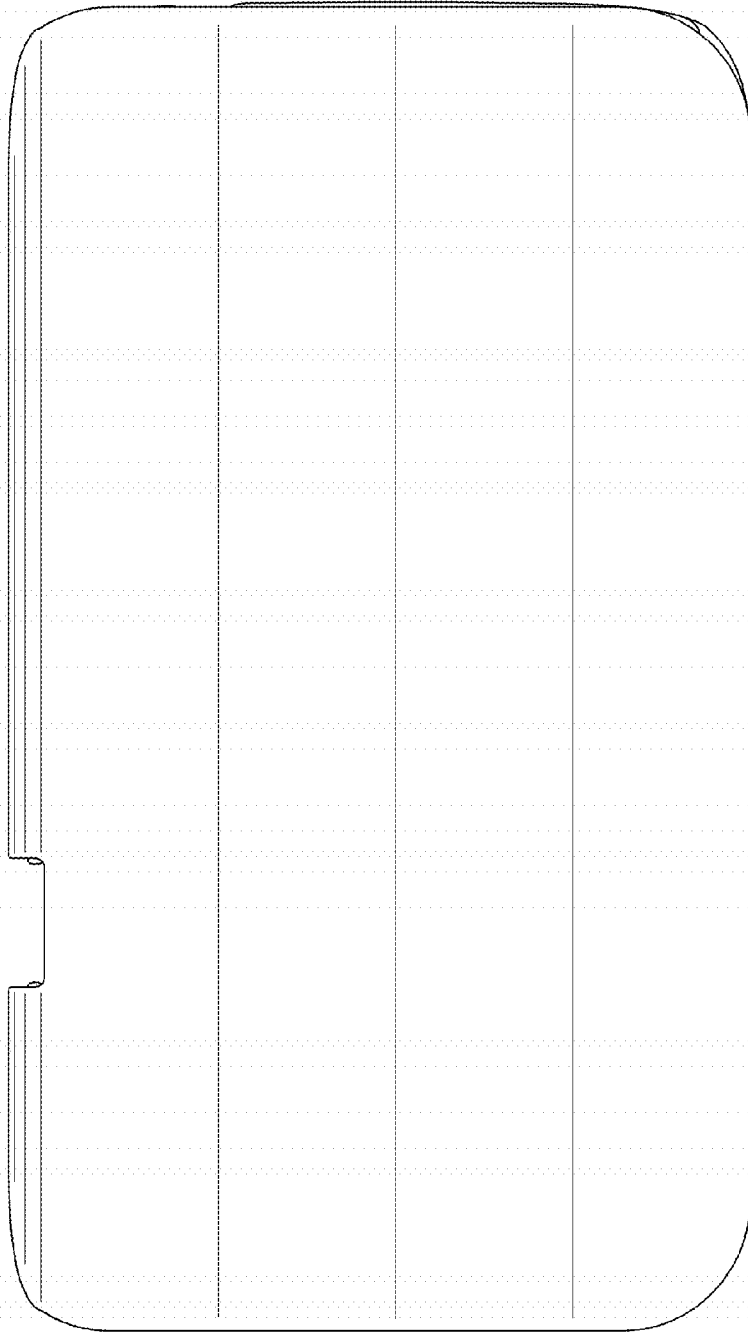


FIG. 3

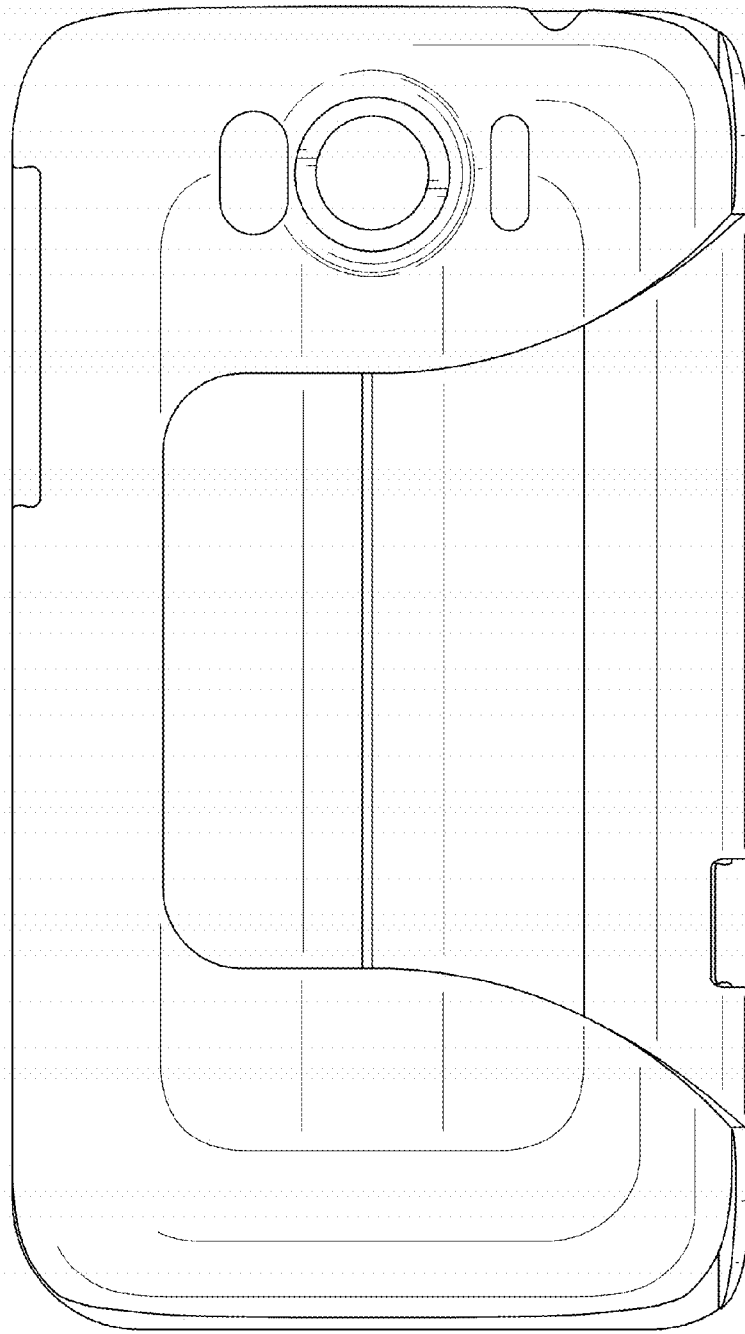


FIG. 4




FIG. 5

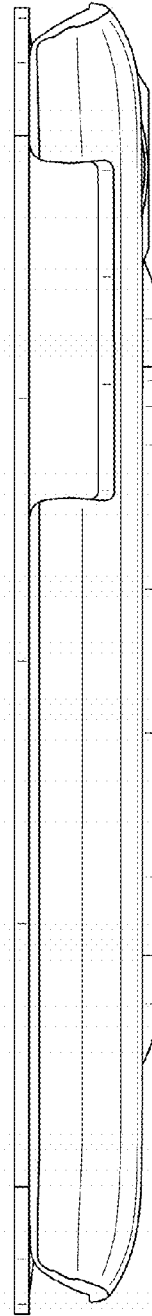


FIG. 6

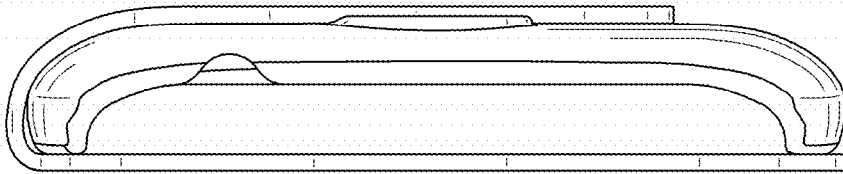


FIG. 7

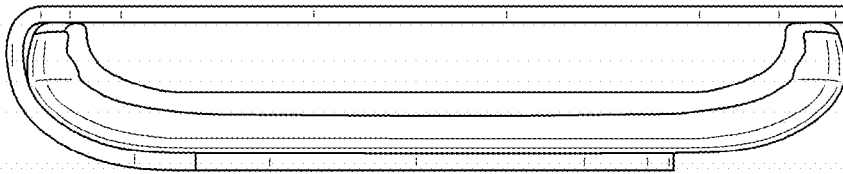


FIG. 8




FIG. 9



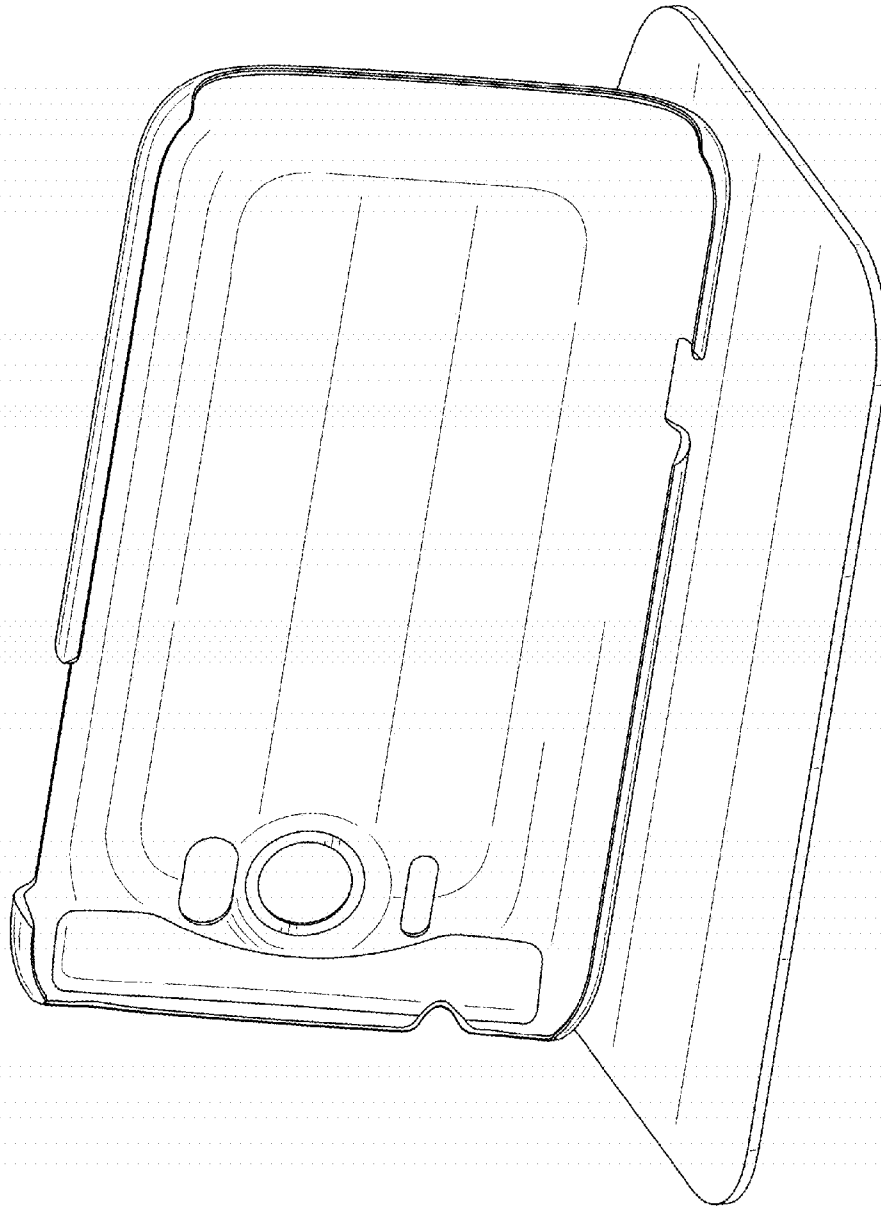


FIG. 10

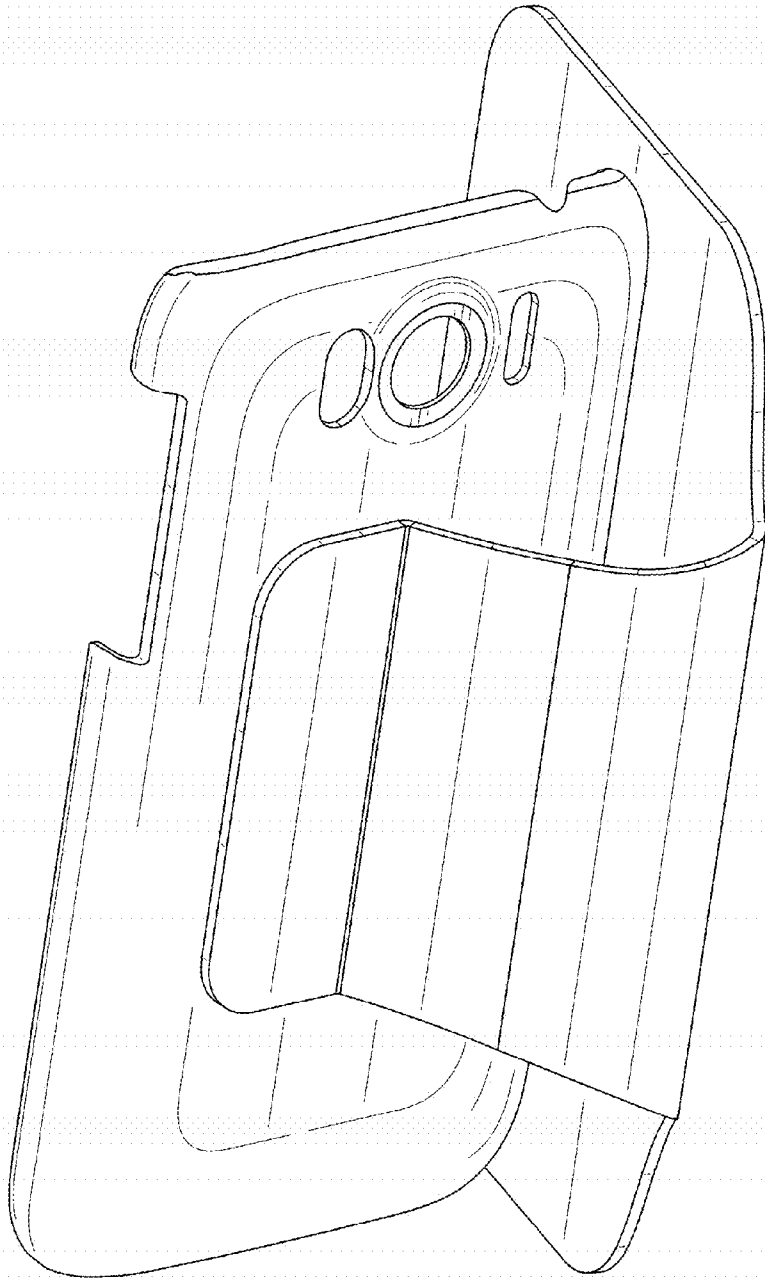


FIG. 11