



US00D565584S

(12) **United States Design Patent**  
**Gunn et al.**

(10) **Patent No.:** **US D565,584 S**

(45) **Date of Patent:** **\*\* Apr. 1, 2008**

- (54) **USER INTERFACE FOR A PORTION OF A DISPLAY SCREEN**
- (75) Inventors: **Steven Ryan Gunn**, Seattle, WA (US);  
**Gregory Allen Martinez**, Seattle, WA (US)
- (73) Assignee: **Microsoft Corporation**, Redmond, WA (US)
- (\*\*) Term: **14 Years**
- (21) Appl. No.: **29/276,153**
- (22) Filed: **Jan. 17, 2007**
- (51) **LOC (8) Cl.** ..... **14-04**
- (52) **U.S. Cl.** ..... **D14/487**
- (58) **Field of Classification Search** ..... D14/485-495;  
715/700-867, 973-977  
See application file for complete search history.

(56) **References Cited**

U.S. PATENT DOCUMENTS

5,890,178	A	*	3/1999	Haneda	.....	715/516
D450,059	S	*	11/2001	Ito	.....	D14/489
D450,324	S	*	11/2001	Istvan et al.	.....	D14/486
D463,444	S	*	9/2002	Istvan et al.	.....	D14/486
D467,252	S	*	12/2002	Lee	.....	D14/486
D507,576	S	*	7/2005	Hally et al.	.....	D14/486
6,922,814	B2	*	7/2005	Sirhall	.....	715/769
D519,518	S	*	4/2006	Gibson	.....	D14/486
D525,982	S	*	8/2006	Suzuki	.....	D14/486
D540,340	S	*	4/2007	Cummins et al.	.....	D14/486
D541,293	S	*	4/2007	Harvey et al.	.....	D14/488
D543,987	S	*	6/2007	Rimas-Ribikauskas et al.	.....	D14/485
D544,879	S	*	6/2007	Harvey et al.	.....	D14/493
D544,880	S	*	6/2007	Harvey et al.	.....	D14/493

D545,829	S	*	7/2007	Fletcher	.....	D14/485
D553,632	S	*	10/2007	Harvey et al.	.....	D14/486
D554,652	S	*	11/2007	Shen et al.	.....	D14/485
2003/0146926	A1	*	8/2003	Valdes	.....	345/703
2003/0174170	A1	*	9/2003	Jung et al.	.....	345/767
2004/0046796	A1	*	3/2004	Fujita	.....	345/767
2006/0236243	A1	*	10/2006	Brain et al.	.....	715/704
2007/0174779	A1	*	7/2007	Jung et al.	.....	715/767
2007/0234215	A1	*	10/2007	Graham et al.	.....	715/723

\* cited by examiner

*Primary Examiner*—Cathron Brooks

*Assistant Examiner*—Deanna Fluegeman

(74) *Attorney, Agent, or Firm*—Banner & Witcoff, Ltd.

(57) **CLAIM**

The ornamental design for a transitional user interface for a portion of a display screen, as shown and described.

**DESCRIPTION**

FIG. 1 is a front view of a first image of a transitional user interface for a portion of a display screen showing the new design.





FIG. 2 is a front view of a second image thereof.

FIG. 3 is a front view of a third image thereof; and,

FIG. 4 is a front view of a fourth image thereof.

The appearance of the design transitions between the images shown in FIG. 1-4. The process or period in which the design transitions among the Figures forms no part of the claimed design. The broken lines shown in the drawings are included for the purpose of illustrating portions of the user interface that form no part of the claimed design. The broken line showing of the display screen forms no part of the claimed design.

**1 Claim, 4 Drawing Sheets**



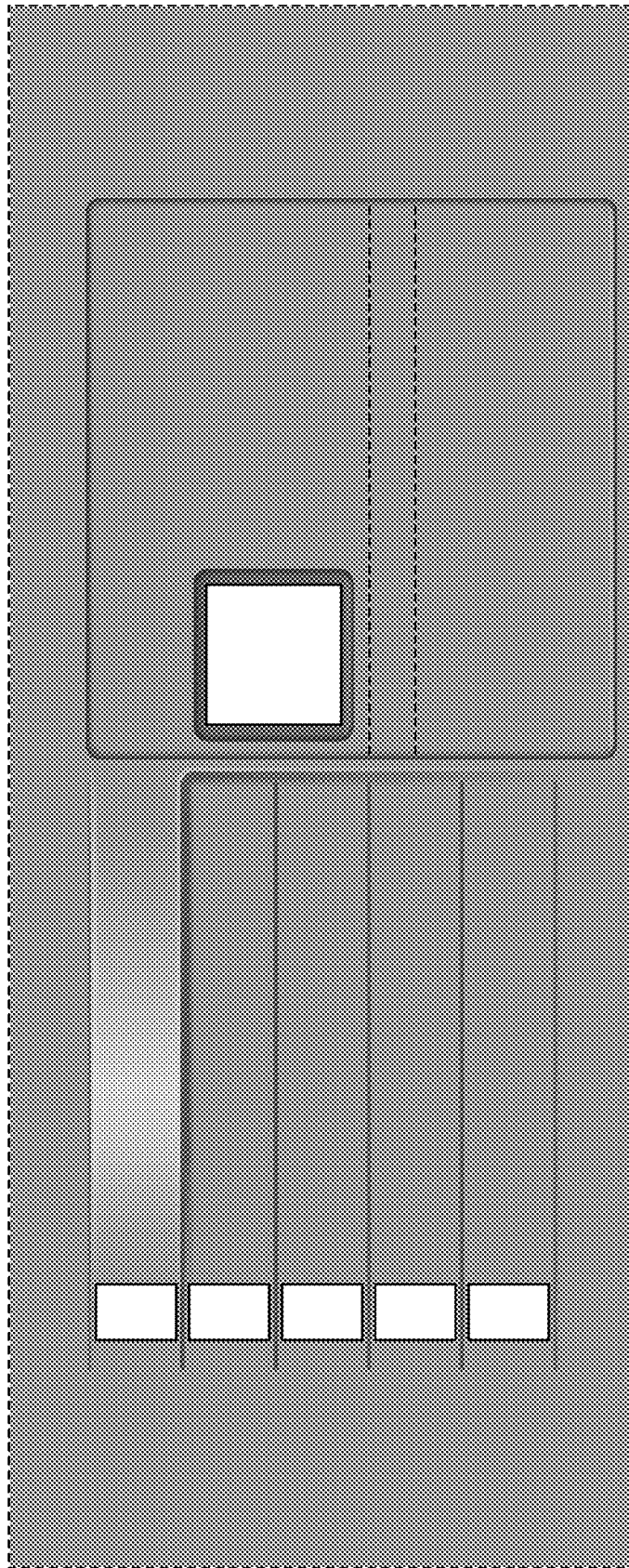


FIG. 1

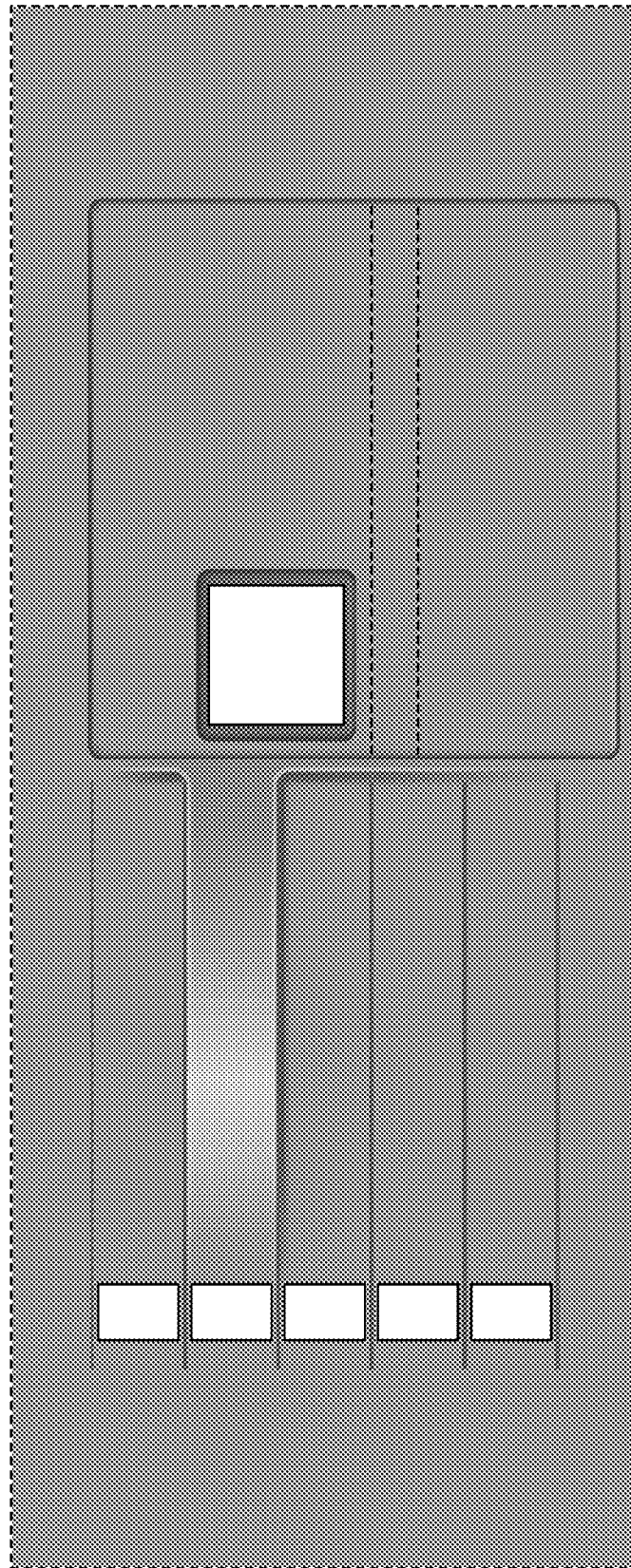


FIG. 2

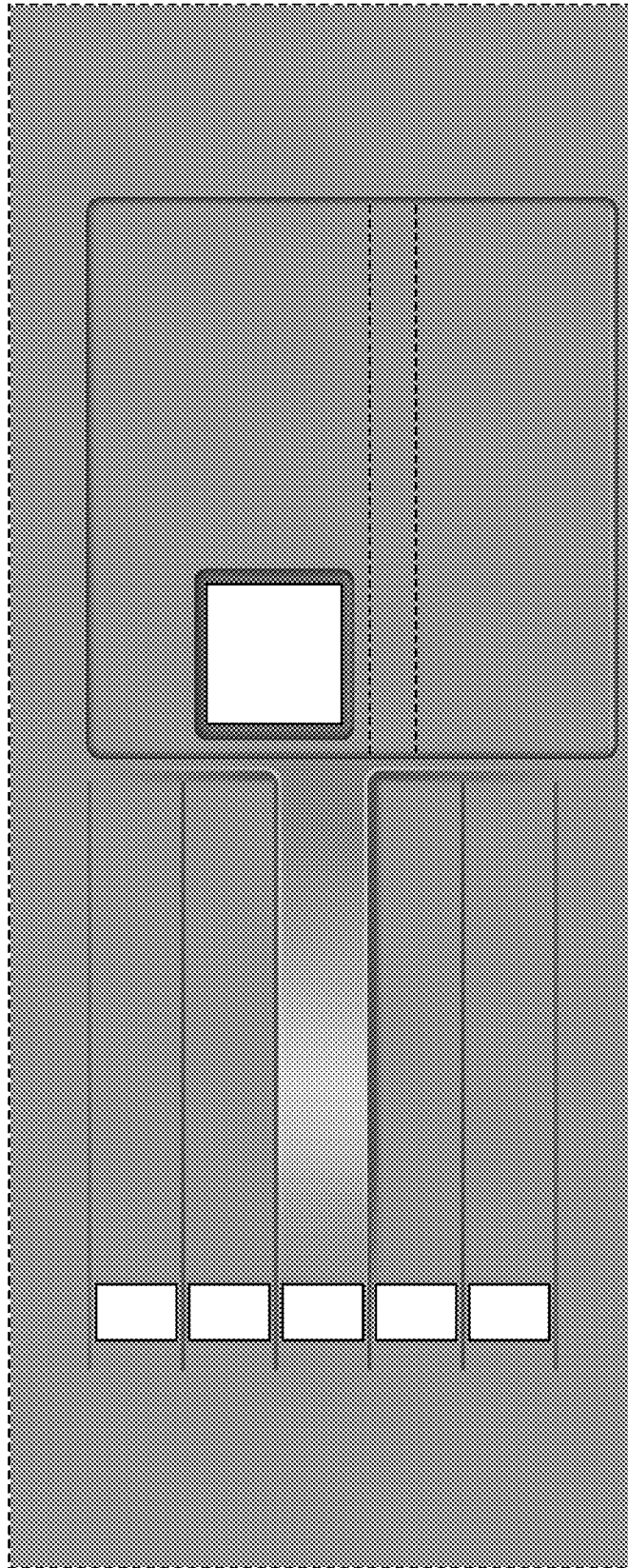


FIG. 3

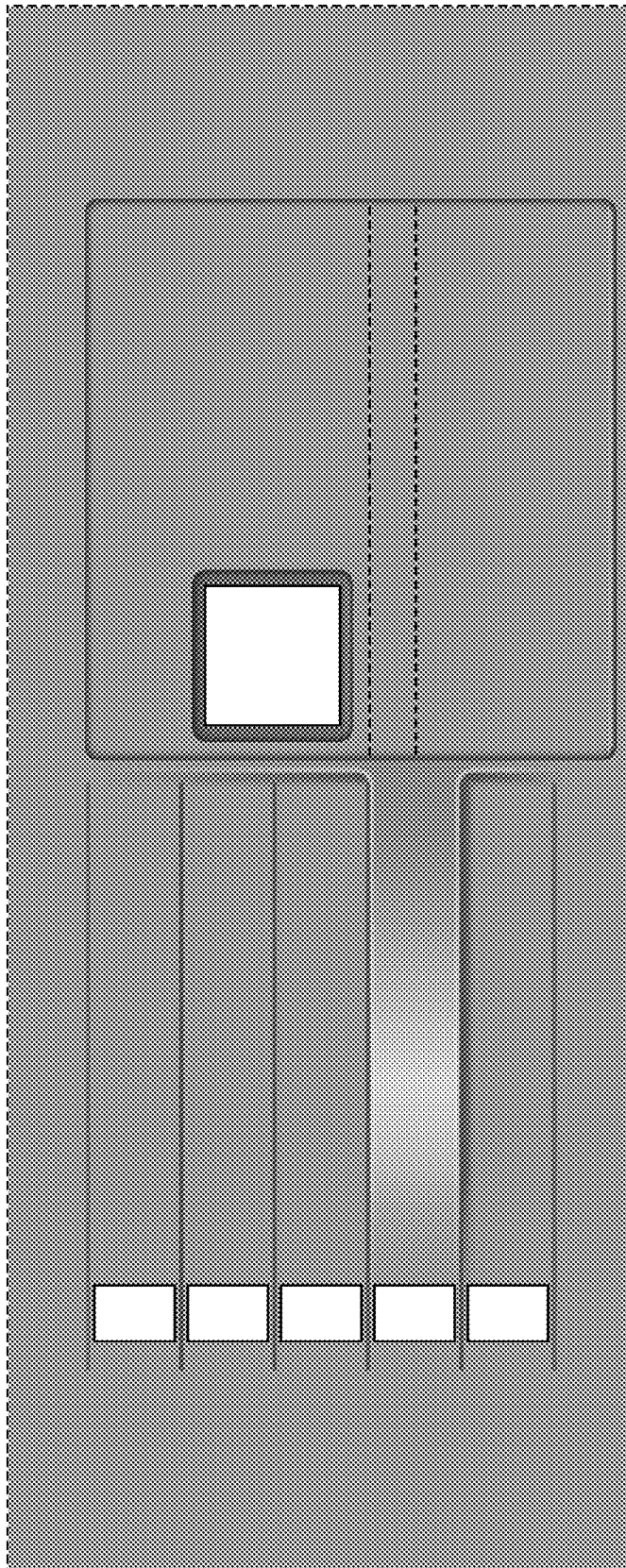


FIG. 4