



US00D377043S

United States Patent [19]

[11] Patent Number: Des. 377,043

Takahata

[45] Date of Patent: **Dec. 31, 1996

[54] ELECTRONIC CALCULATOR

[75] Inventor: Kenji Takahata, Hino, Japan

[73] Assignee: Casio Computer Co., Ltd., Tokyo, Japan

[**] Term: 14 Years

[21] Appl. No.: 48,296

[22] Filed: Dec. 26, 1995

[52] U.S. Cl. D18/7; D14/100

[58] Field of Search D18/1, 2, 6, 7, D18/11, 12; D14/100, 106, 115; 340/700, 706; 364/706-710; 235/61 R; 200/5 A

[56] References Cited

U.S. PATENT DOCUMENTS

D. 351,854	10/1994	Takahata	D18/2 X
D. 353,614	12/1994	Ohno et al.	D18/2 X
D. 353,827	12/1994	Shigemura et al.	D18/7 X
D. 354,073	1/1995	Shigemura	D18/2
D. 363,505	10/1995	Takahata	D18/2

Primary Examiner—James M. Gandy

Assistant Examiner—Caron D. Veynar
Attorney, Agent, or Firm—Frishauf, Holtz, Goodman, Langer & Chick

[57] CLAIM

The ornamental design for an electronic calculator, as shown and described.

DESCRIPTION

FIG. 1 is a front elevational view of an electronic calculator showing my new design;
 FIG. 2 is a right side elevational view thereof;
 FIG. 3 is a left side elevational view thereof;
 FIG. 4 is a top plan view thereof;
 FIG. 5 is a bottom plan view thereof;
 FIG. 6 is a rear elevational view thereof;
 FIG. 7 is a perspective view thereof;
 FIG. 8 is a front elevational view thereof with the cover closed;
 FIG. 9 is a right side elevational view thereof with the cover closed; and,
 FIG. 10 is a bottom plan view thereof with the cover closed.

1 Claim, 3 Drawing Sheets

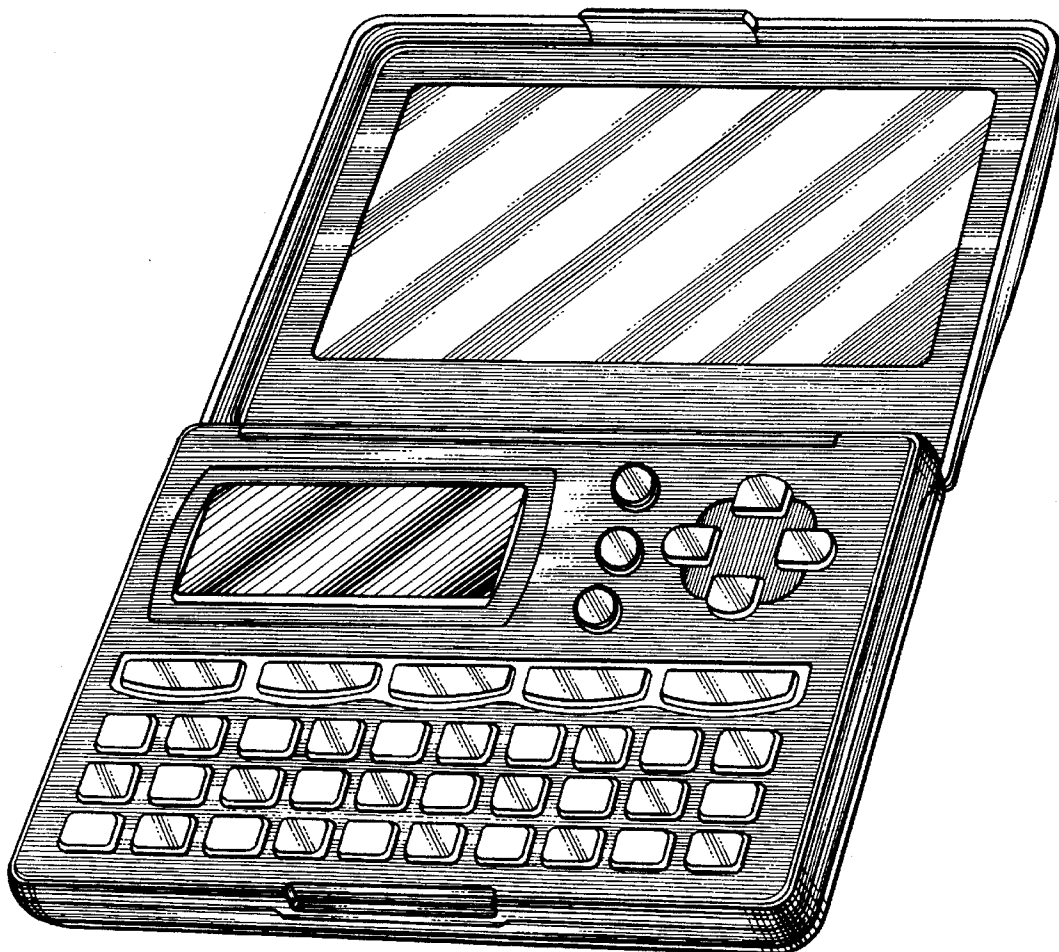


FIG. 4



FIG. 3



FIG. 1




FIG. 2



FIG. 5






FIG. 6

FIG. 8




FIG. 9



FIG. 10



FIG. 7

