

- [54] MOUNTING FOR SUPPORTING A PORTABLE LIGHT IN OPERATING POSITION
- [75] Inventors: Jack D. Jones; Carl A. Lewis, both of Lima, Ohio
- [73] Assignee: Aircraft Dynamics Corporation, Elida, Ohio
- [**] Term: 14 Years
- [21] Appl. No.: 223,761
- [22] Filed: Jul. 25, 1988
- [52] U.S. Cl. D26/138; D8/373; D8/349
- [58] Field of Search D9/415; D26/138, 139, D26/140; D3/106; D8/349, 354, 355, 363, 373, 380; 248/174, 311.2, 314, 312, 316.1, 316.7, 231.7; 362/190; 396/191

D. 294,805	3/1988	Boyer	D9/415
D. 305,302	1/1990	Beatrice et al.	D9/415
3,157,927	11/1964	Roden	D3/106
3,300,166	1/1967	Majciechowski	248/174
3,698,675	10/1972	Lerew et al.	248/311.2
4,727,890	3/1988	Vincent	248/311.2

Primary Examiner—Wallace R. Burke
 Assistant Examiner—Marcus Jackson
 Attorney, Agent, or Firm—Sidney W. Millard

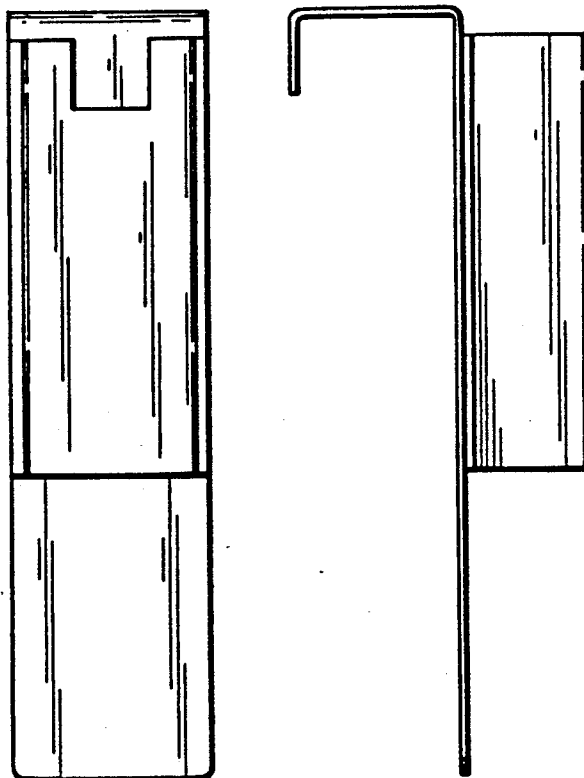
[57] CLAIM

The ornamental design of a mounting for supporting a portable light in operating position, as shown and described.

DESCRIPTION

FIG. 1 is a front elevational view of a mounting for supporting a portable light in operating position showing my new design;
 FIG. 2 is a left side elevational view, with the opposite side being a mirror image thereof;
 FIG. 3 is a rear elevational view thereof;
 FIG. 4 is a top plan view thereof; and
 FIG. 5 is a bottom plan view thereof.

- [56] References Cited
- U.S. PATENT DOCUMENTS
- D. 251,018 2/1979 Lockwood D8/354
- D. 261,484 10/1981 Haubert D9/415






FIG. 1

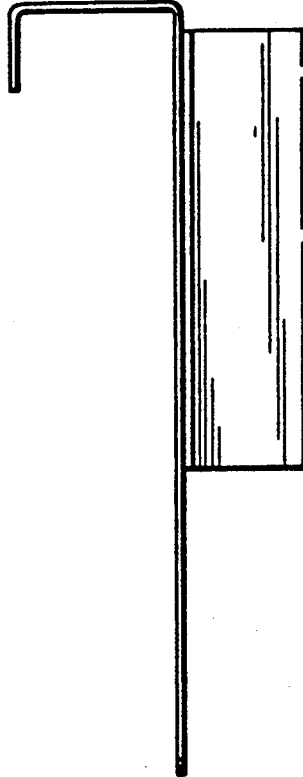


FIG. 2

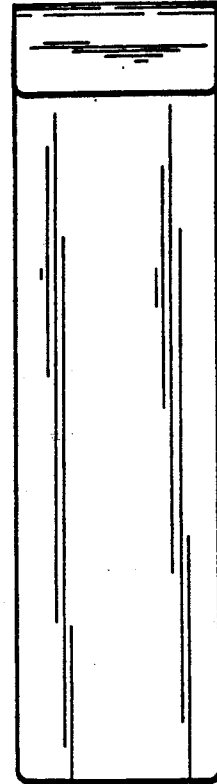


FIG. 3




FIG. 4

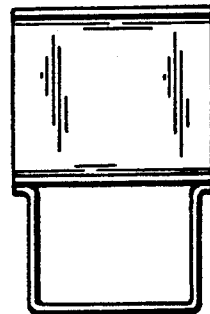


FIG. 5