



US00D881515S

(12) **United States Design Patent**
Mei

(10) **Patent No.:** **US D881,515 S**

(45) **Date of Patent:** **** Apr. 21, 2020**

(54) **WAIST TRAINER BELT**

D831,221 S * 10/2018 Smith D24/190
D863,565 S * 10/2019 Cisco, Jr. D24/190
D875,261 S * 2/2020 Liu D24/190

(71) Applicant: **Laifu Mei**, Wuhan (CN)

(72) Inventor: **Laifu Mei**, Wuhan (CN)

(**) Term: **15 Years**

(21) Appl. No.: **29/715,341**

(22) Filed: **Dec. 2, 2019**

(51) **LOC (12) Cl.** **02-02**

(52) **U.S. Cl.**
USPC **D2/702**

(58) **Field of Classification Search**
USPC D2/701-702, 624, 627; D24/190
CPC A41F 9/00; A41F 9/02; A41F 9/25; A61F
5/024
See application file for complete search history.

(56) **References Cited**

U.S. PATENT DOCUMENTS

D34,050 S *	2/1901	Sherin	D2/702
D165,948 S *	2/1952	Tys	D2/702
D242,290 S *	11/1976	Evans	D24/190
D278,657 S *	4/1985	Nakao	D2/702
D349,767 S *	8/1994	Courtet	D24/190
D359,809 S *	6/1995	Vann	D24/190
D496,143 S *	9/2004	Noell	D2/627
D598,637 S *	8/2009	Schildkraut	
D626,244 S *	10/2010	Sagnip	D24/190
D742,092 S *	11/2015	Sekula	D2/627
D789,547 S *	6/2017	Matfus	D24/190

OTHER PUBLICATIONS

Women's Waist Trainer Belt, Back Brace for Lower Back Pain, [2019], (retrieved Feb. 19, 2020), Retrieved from the internet, https://www.amazon.com/ZOUYUE-Braces-Trainer-Weight-Trimmer/dp/B07DRD3YD1/ref=sr_1_49?dchild=1&keywords=waist%2Btrainer%2Bbelt&qid%E2%80%A6 (Year: 2019).*

* cited by examiner

Primary Examiner — Barbara Fox
Assistant Examiner — J. Thorn, Sr.
(74) *Attorney, Agent, or Firm* — Jie Yang; ZANIP

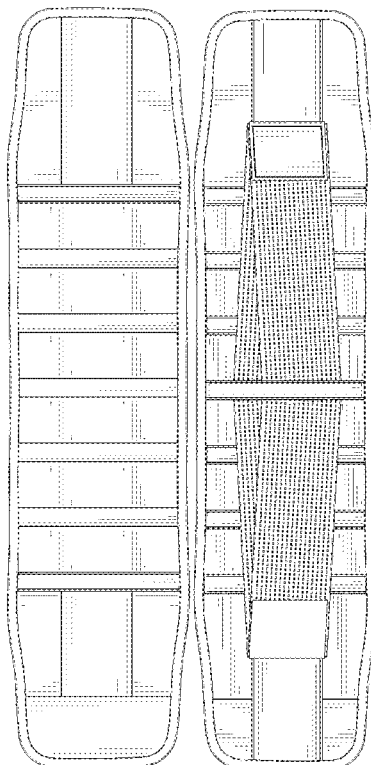
(57) **CLAIM**

The ornamental design for a waist trainer belt, as shown and described.

DESCRIPTION

FIG. 1 is a front perspective view of a waist trainer belt, showing my new design;
FIG. 2 is a rear perspective view thereof;
FIG. 3 is a front elevational view thereof;
FIG. 4 is a rear elevational view thereof;
FIG. 5 is a left side elevational view thereof;
FIG. 6 is a right side elevational view thereof;
FIG. 7 is a top plan view thereof;
FIG. 8 is a bottom plan view thereof; and,
FIG. 9 is an enlarged, view of a portion indicated in FIG. 2.

1 Claim, 9 Drawing Sheets



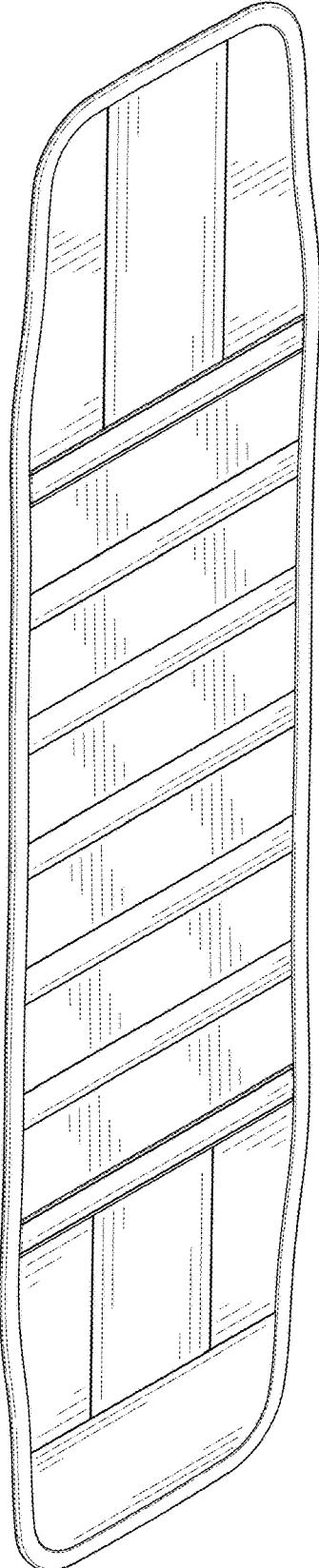


FIG. 1

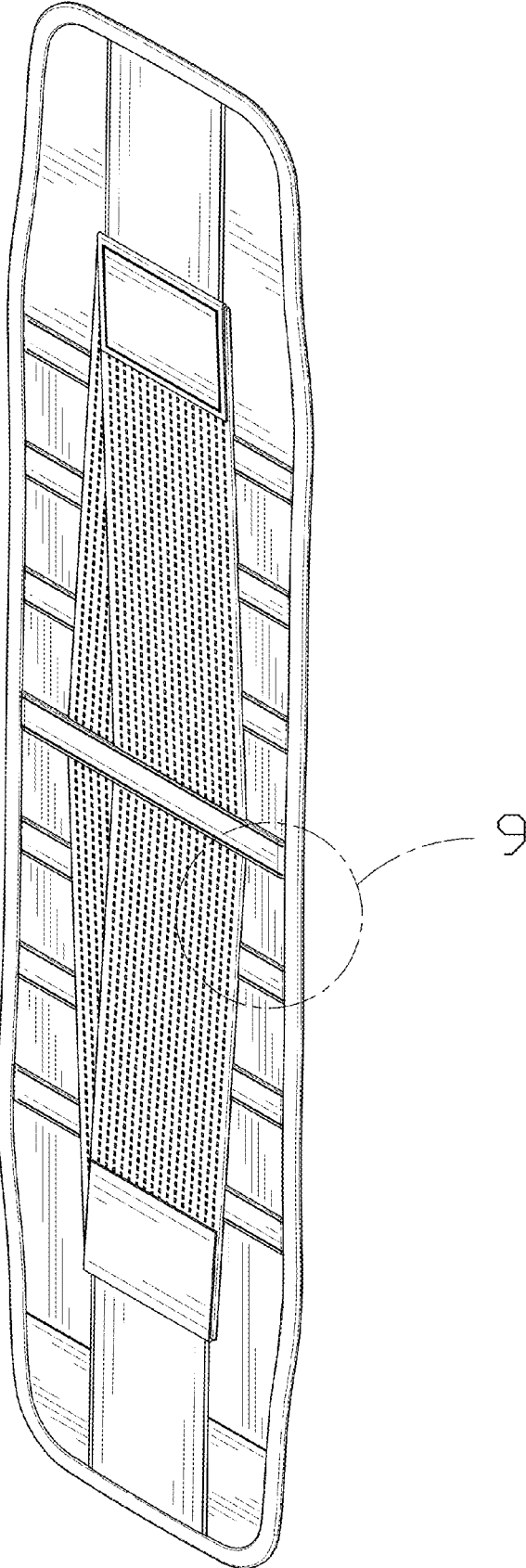


FIG. 2

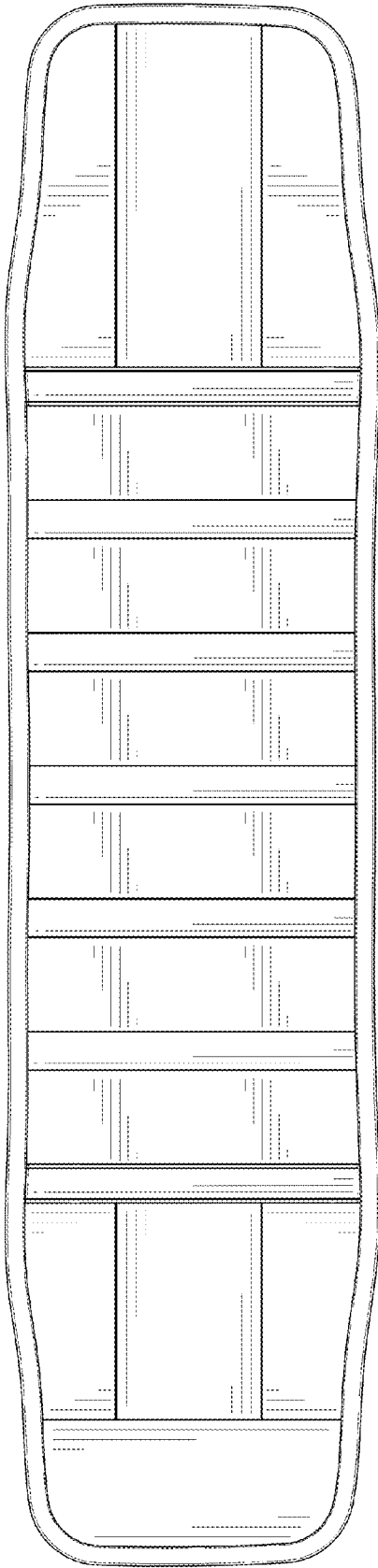


FIG. 3

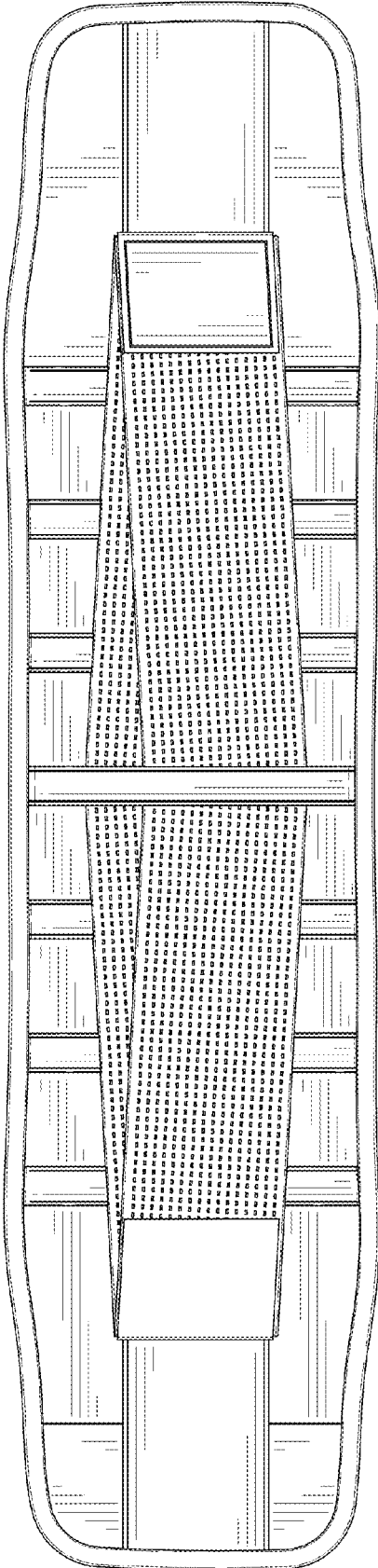


FIG. 4



FIG. 5



FIG. 6



FIG. 7




FIG. 8

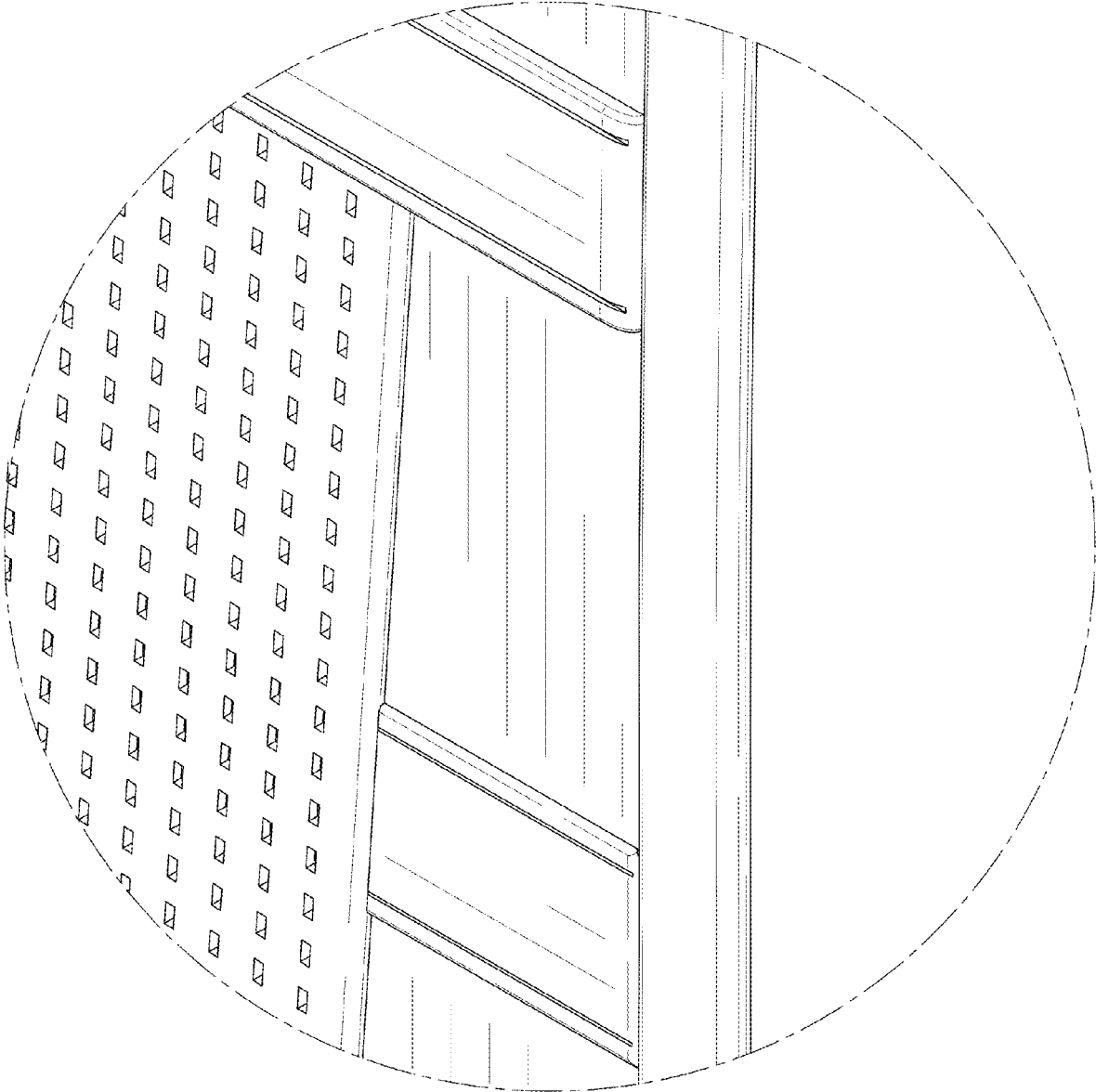


FIG. 9