

[54] CLINGING GAME BALL

[76] Inventor: **Joseph B. Derrington**, 15652 Parthenia St., Sepulveda, Calif. 91343

[**] Term: **14 Years**

[21] Appl. No.: **612,673**

[22] Filed: **Sept. 12, 1975**

[51] Int. Cl. **D21-01**

[52] U.S. Cl. **D34/15 EE**

[58] Field of Search **D34/15 C, 15 P, 15 DD, D34/15 AF, 15 EE, 15 HS, 15 HP, 15 RW, 15 BB, 15 AA, 15 W; 46/91, 178, 174, 6-8, 74 A, 74 D, 87; 272/84, 122-124; 273/95 A, 95 F, 106 E, 128 R, 58 R, 58 B, 58 J, 65 A, 65 E, 61 A**

[56]

References Cited

U.S. PATENT DOCUMENTS

675,506	6/1901	Knight et al.	D34/15 EE
1,587,580	6/1926	Dutton	D34/15 EE
2,277,057	3/1942	Bach	273/58 R
3,917,271	11/1975	Lemelson et al.	273/61 A

Primary Examiner—Robert C. Spangler
Assistant Examiner—C. A. Rademaker
Attorney, Agent, or Firm—Donald Diamond

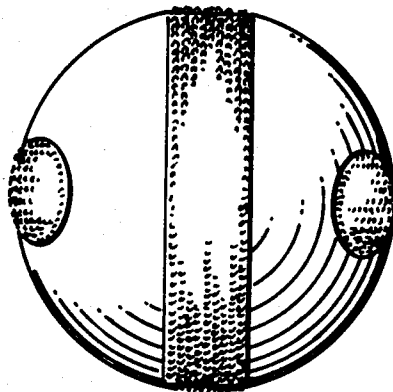
[57]

CLAIM

The ornamental design for a clinging game ball, substantially as shown and described.

DESCRIPTION

FIG. 1 is a front elevational view of a clinging game ball showing my new design; FIG. 2 is a side elevational view thereof, and FIG. 3 is an end elevational view thereof. The texture shown within the circular and rectangular areas represents an overall texture in said areas.



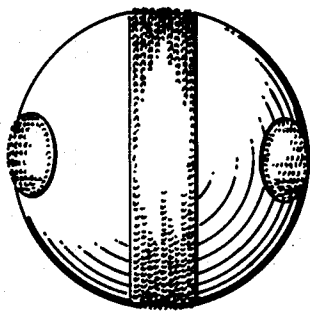


Fig. 1

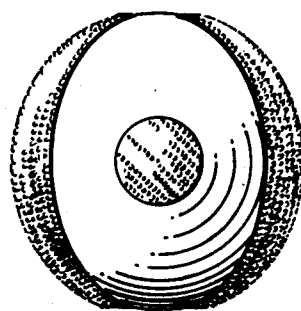


Fig. 2

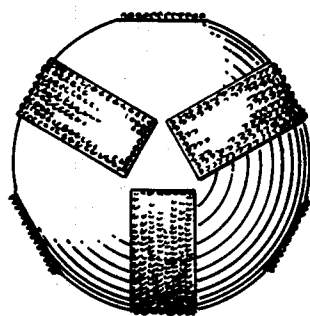


Fig. 3