



(51) International Patent Classification:

A61K 31/454 (2006.01) A61P 3/04 (2006.01)
A61K 31/519 (2006.01) A61P 3/08 (2006.01)
A61K 31/5383 (2006.01) A61P 3/10 (2006.01)
A61P 19/10 (2006.01)

(21) International Application Number:

PCT/EP2011/054169

(22) International Filing Date:

18 March 2011 (18.03.2011)

(25) Filing Language:

English

(26) Publication Language:

English

(30) Priority Data:

10156942.4 18 March 2010 (18.03.2010) EP
61/334,271 13 May 2010 (13.05.2010) US

(71) Applicant (for all designated States except US):
BOEHRINGER INGELHEIM INTERNATIONAL GMBH [DE/DE]; Binger Str. 173, 55216 Ingelheim am Rhein (DE).

(72) Inventors; and

(75) Inventors/Applicants (for US only): **EICKELMANN, Peter** [DE/DE]; Boehringer Ingelheim GmbH, Corporate Patents, Binger Str. 173, 55216 Ingelheim am Rhein (DE). **LUIPPOLD, Gerd** [DE/DE]; Boehringer Ingelheim GmbH, Corporate Patents, Binger Str. 173, 55216 Ingelheim am Rhein (DE). **MARK, Michael** [DE/DE]; Boehringer Ingelheim GmbH, Corporate Patents, Binger Str. 173, 55216 Ingelheim am Rhein (DE). **THOMAS, Leo** [DE/DE]; Boehringer Ingelheim GmbH, Corporate

Patents, Binger Str. 173, 55216 Ingelheim am Rhein (DE).

(74) Agents: **HAMMANN, Heinz** et al.; Boehringer Ingelheim GmbH, Corporate Patents, Binger Str. 173, 55216 Ingelheim am Rhein (DE).

(81) Designated States (unless otherwise indicated, for every kind of national protection available): AE, AG, AL, AM, AO, AT, AU, AZ, BA, BB, BG, BH, BR, BW, BY, BZ, CA, CH, CL, CN, CO, CR, CU, CZ, DE, DK, DM, DO, DZ, EC, EE, EG, ES, FI, GB, GD, GE, GH, GM, GT, HN, HR, HU, ID, IL, IN, IS, JP, KE, KG, KM, KN, KP, KR, KZ, LA, LC, LK, LR, LS, LT, LU, LY, MA, MD, ME, MG, MK, MN, MW, MX, MY, MZ, NA, NG, NI, NO, NZ, OM, PE, PG, PH, PL, PT, RO, RS, RU, SC, SD, SE, SG, SK, SL, SM, ST, SV, SY, TH, TJ, TM, TN, TR, TT, TZ, UA, UG, US, UZ, VC, VN, ZA, ZM, ZW.

(84) Designated States (unless otherwise indicated, for every kind of regional protection available): ARIPO (BW, GH, GM, KE, LR, LS, MW, MZ, NA, SD, SL, SZ, TZ, UG, ZM, ZW), Eurasian (AM, AZ, BY, KG, KZ, MD, RU, TJ, TM), European (AL, AT, BE, BG, CH, CY, CZ, DE, DK, EE, ES, FI, FR, GB, GR, HR, HU, IE, IS, IT, LT, LU, LV, MC, MK, MT, NL, NO, PL, PT, RO, RS, SE, SI, SK, SM, TR), OAPI (BF, BJ, CF, CG, CI, CM, GA, GN, GQ, GW, ML, MR, NE, SN, TD, TG).

Declarations under Rule 4.17:

— as to applicant's entitlement to apply for and be granted a patent (Rule 4.17(ii))

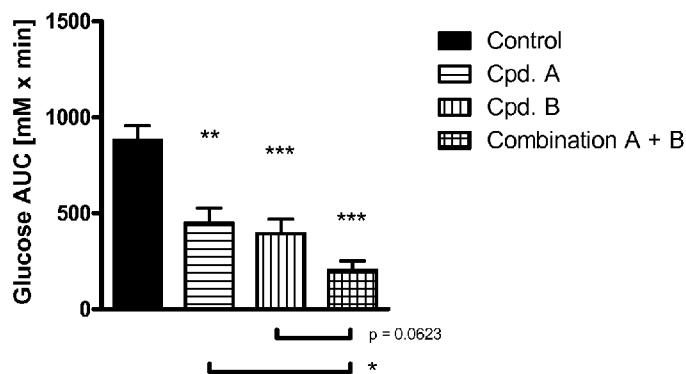
Published:

— with international search report (Art. 21(3))

[Continued on next page]

(54) Title: COMBINATION OF A GPR119 AGONIST AND THE DPP-IV INHIBITOR LINAGLIPTIN FOR USE IN THE TREATMENT OF DIABETES AND RELATED CONDITIONS

Figure 1:



(57) Abstract: The present invention relates to combinations of DPP-4 inhibitors with GPR119 agonists, as well as to the use of these combinations for treating and/or preventing metabolic diseases, particularly diabetes (especially type 2 diabetes mellitus) and conditions related thereto.

WO 2011/113947 A1

- *before the expiration of the time limit for amending the claims and to be republished in the event of receipt of amendments (Rule 48.2(h))*

COMBINATION OF A GPR119 AGONIST AND THE DPP-IV INHIBITOR LINAGLIPTIN FOR USE IN THE TREATMENT OF DIABETES AND RELATED CONDITIONS

5 The present invention relates to combinations of certain DPP-4 inhibitors with GPR119 agonists, as well as to the use of these combinations for treating and/or preventing metabolic diseases, particularly diabetes (especially type 2 diabetes mellitus) and conditions related thereto. Pharmaceutical compositions comprising a DPP-4 inhibitor and a GPR119 agonist, each as defined herein, are also contemplated.

10 Diabetes mellitus is a serious metabolic disease afflicting over 100 million people worldwide. In the United States, there are more than 12 million diabetics, with 600,000 new cases diagnosed each year. It is increasingly prevalent due to a high frequency of complications which leads to a significant reduction of life quality and expectancy. Because of diabetes-associated macrovascular complications, type 2 diabetes is currently the most frequent
15 cause of adult-onset loss of vision, renal failure, and amputations in the industrialized world. In addition, the presence of type 2 diabetes is associated with a two to five fold increase in cardiovascular disease risk.

The UKPDS (United Kingdom Prospective Diabetes Study) demonstrated that intensive
20 treatment with current therapeutic drugs, e.g. metformin, sulfonylureas or insulin resulted in only a limited improvement of glycemic control (difference in HbA1c ~0.9%). In addition, even in patients within the intensive treatment arm glycemic control deteriorated significantly over time and this was attributed to deterioration of β -cell function. Diabetes is also a leading cause of damage to the retina at the back of the eye and increases risk of cataracts and
25 glaucoma. Finally, diabetes is associated with nerve damage, especially in the legs and feet, which interferes with the ability to sense pain and contributes to serious infections. Taken together, diabetes complications are one of leading causes of death worldwide.

Therefore there is an unmet medical need for drugs with a good efficacy with regard to glycemic control, with regard to disease-modifying properties and with regard to reduction of
30 cardiovascular morbidity and mortality while at the same time showing an improved safety profile.

Obesity is the result of an imbalance between caloric intake and energy expenditure. It is highly correlated with insulin resistance and diabetes. However, the molecular mechanisms
35 that are involved in obesity-diabetes syndromes are not clear. During early development of

obesity, increased insulin secretion balances insulin resistance and protects patients from hyperglycemia, but after several decades, [beta] cell function deteriorates and non-insulin-dependent diabetes develops in about 20% of the obese population. Obesity has thus become the leading risk factor for diabetes; however, the factors which predispose a fraction
5 of patients to alteration of insulin secretion in response to fat accumulation remain currently unknown. Obesity considerably increases the risk of developing cardiovascular diseases as well. Diabetes has also been implicated in the development of kidney disease, eye diseases and nervous-system problems. Kidney disease, also called nephropathy, occurs when the kidney's "filter mechanism" is damaged and protein leaks into urine in excessive amounts
10 and eventually the kidney fails.

GPR119 is a Gs-protein-coupled receptor, predominantly expressed in the pancreatic beta-cells and L-cells of the gut. Activation of the receptor stimulates the cAMP signaling pathway as GLP-1R agonists do. Therefore, an improvement of beta-cell function and beta-cell mass
15 can be expected for a GPR119 agonist. In fact, GPR119 activation stimulates insulin secretion in a glucose dependent manner in-vitro and in-vivo (rodents). It has been shown recently that GPR119 agonists efficiently lower blood glucose in diabetic rodents without risk of hypoglycaemia. Additional GPR119 expression was observed in the gastrointestinal tract and in the rodent, but not human brain. It could be shown that activation of GPR119 in
20 neuroendocrine cells of the gut stimulates GLP-1 release; therefore activation of GPR119 will combine a direct effect on beta-cells with an indirect glucoregulatory effect via intestinal increase of GLP-1 release. Therefore, a therapeutic benefit of GPR119 agonists can be expected in metabolic disorders.

25 The enzyme DPP-4 (dipeptidyl peptidase IV) also known as CD26 is a serine protease known to lead to the cleavage of a dipeptide from the N-terminal end of a number of proteins having at their N-terminal end a prolin or alanin residue. Due to this property DPP-4 inhibitors interfere with the plasma level of bioactive peptides including the peptide GLP-1 and are considered to be promising drugs for the treatment of diabetes mellitus.

30

For example, DPP-4 inhibitors and their uses, particularly their uses in metabolic (especially diabetic) diseases, are disclosed in WO 2002/068420, WO 2004/018467, WO 2004/018468, WO 2004/018469, WO 2004/041820, WO 2004/046148, WO 2005/051950, WO
2005/082906, WO 2005/063750, WO 2005/085246, WO 2006/027204, WO 2006/029769 or
35 WO2007/014886; or in WO 2004/050658, WO 2004/111051, WO 2005/058901 or WO

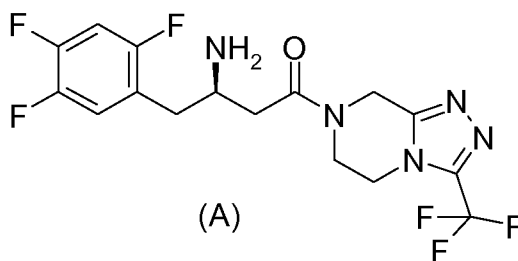
2005/097798; or in WO 2006/068163, WO 2007/071738 or WO 2008/017670; or in WO 2007/128721 or WO 2007/128761.

As further DPP-4 inhibitors the following compounds can be mentioned:

5

- Sitagliptin (MK-0431) having the structural formula A below is (3*R*)-3-amino-1-[3-(trifluoromethyl)-5,6,7,8-tetrahydro-5*H*-[1,2,4]triazolo[4,3-*a*]pyrazin-7-yl]-4-(2,4,5-trifluorophenyl)butan-1-one, also named (2*R*)-4-oxo-4-[3-(trifluoromethyl)-5,6-dihydro[1,2,4]triazolo[4,3-*a*]pyrazin-7(8*H*)-yl]-1-(2,4,5-trifluorophenyl)butan-2-amine,

10



In one embodiment, sitagliptin is in the form of its dihydrogenphosphate salt, i.e. sitagliptin phosphate. In a further embodiment, sitagliptin phosphate is in the form of a crystalline anhydrate or monohydrate. A class of this embodiment refers to sitagliptin phosphate monohydrate. Sitagliptin free base and pharmaceutically acceptable salts thereof are disclosed in US Patent No. 6,699,871 and in Example 7 of WO 03/004498. Crystalline sitagliptin phosphate monohydrate is disclosed in WO 2005/003135 and in WO 2007/050485.

15

20

For details, e.g. on a process to manufacture, to formulate or to use this compound or a salt thereof, reference is thus made to these documents.

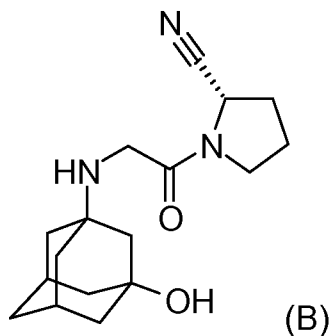
A tablet formulation for sitagliptin is commercially available under the trade name Januvia[®]. A tablet formulation for sitagliptin/metformin combination is commercially available under the trade name Janumet[®].

25

- Vildagliptin (LAF-237) having the structural formula B below is (2*S*)-[[(3-hydroxyadamantan-1-yl)amino]acetyl]pyrrolidine-2-carbonitrile, also named (S)-1-[(3-hydroxy-1-adamantyl)amino]acetyl-2-cyano-pyrrolidine,

30

4



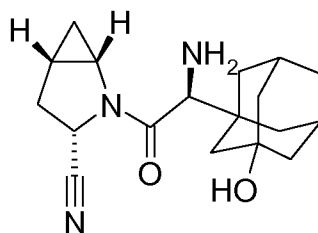
Vildagliptin is specifically disclosed in US Patent No. 6,166,063 and in Example 1 of WO 00/34241. Specific salts of vildagliptin are disclosed in WO 2007/019255. A crystalline form
 5 of vildagliptin as well as a vildagliptin tablet formulation are disclosed in WO 2006/078593. Vildagliptin can be formulated as described in WO 00/34241 or in WO 2005/067976. A modified release vildagliptin formulation is described in WO 2006/135723.

For details, e.g. on a process to manufacture, to formulate or to use this compound or a salt thereof, reference is thus made to these documents.

10

A tablet formulation for vildagliptin is expected to be commercially available under the trade name Galvus[®]. A tablet formulation for vildagliptin/metformin combination is commercially available under the trade name Eucreas[®].

15 - Saxagliptin (BMS-477118) having the structural formula C below is (1S,3S,5S)-2-((2S)-2-amino-2-(3-hydroxyadamantan-1-yl)acetyl)-2-azabicyclo[3.1.0]hexane-3-carbonitrile, also named (S)-3-hydroxyadamantylglycine-L-cis-4,5-methanoproline nitrile,



(C)

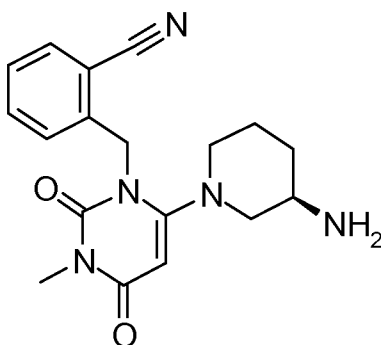
20

Saxagliptin is specifically disclosed in US Patent No. 6,395,767 and in Example 60 of WO 01/68603.

In one embodiment, saxagliptin is in the form of its HCl salt or its mono-benzoate salt as disclosed in WO 2004/052850. In a further embodiment, saxagliptin is in the form of the free base. In a yet further embodiment, saxagliptin is in the form of the monohydrate of the free base as disclosed in WO 2004/052850. Crystalline forms of the HCl salt and the free base of saxagliptin are disclosed in WO 2008/131149. A process for preparing saxagliptin is also disclosed in WO 2005/106011 and WO 2005/115982. Saxagliptin can be formulated in a tablet as described in WO 2005/117841.

For details, e.g. on a process to manufacture, to formulate or to use this compound or a salt thereof, reference is thus made to these documents.

- Alogliptin (SYR-322) having the structural formula E below is 2-({6-[(3R)-3-aminopiperidin-1-yl]-3-methyl-2,4-dioxo-3,4-dihydro-2H-pyrimidin-1-yl}methyl)benzonitrile



(E)

Alogliptin is specifically disclosed in US 2005/261271, EP 1586571 and in WO 2005/095381. In one embodiment, alogliptin is in the form of its benzoate salt, its hydrochloride salt or its tosylate salt each as disclosed in WO 2007/035629. A class of this embodiment refers to alogliptin benzoate. Polymorphs of alogliptin benzoate are disclosed in WO 2007/035372. A process for preparing alogliptin is disclosed in WO 2007/112368 and, specifically, in WO 2007/035629. Alogliptin (namely its benzoate salt) can be formulated in a tablet and administered as described in WO 2007/033266. Formulations of alogliptin with pioglitazone or metformin are described in WO 2008/093882 or WO 2009/011451, respectively.

For details, e.g. on a process to manufacture, to formulate or to use this compound or a salt thereof, reference is thus made to these documents.

- (2S)-1-{{2-(5-Methyl-2-phenyl-oxazol-4-yl)-ethylamino}-acetyl}-pyrrolidine-2-carbonitrile or a pharmaceutically acceptable salt thereof, preferably the mesylate, or (2S)-1-{{1,1-Dimethyl-3-(4-pyridin-3-yl-imidazol-1-yl)-propylamino}-acetyl}-pyrrolidine-2-carbonitrile or a pharmaceutically acceptable salt thereof:

5

These compounds and methods for their preparation are disclosed in WO 03/037327.

The mesylate salt of the former compound as well as crystalline polymorphs thereof are disclosed in WO 2006/100181. The fumarate salt of the latter compound as well as crystalline polymorphs thereof are disclosed in WO 2007/071576. These compounds can be

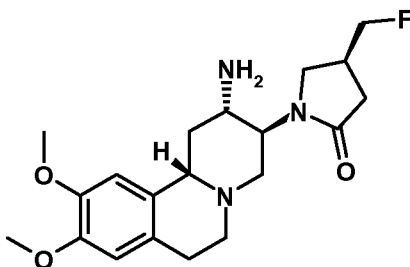
10

formulated in a pharmaceutical composition as described in WO 2007/017423.

For details, e.g. on a process to manufacture, to formulate or to use these compounds or salts thereof, reference is thus made to these documents.

- (S)-1-((2S,3S,11bS)-2-Amino-9,10-dimethoxy-1,3,4,6,7,11b-hexahydro-2H-pyrido[2,1-a]isoquinolin-3-yl)-4-fluoromethyl-pyrrolidin-2-one or a pharmaceutically acceptable salt thereof:

15



This compound and methods for its preparation are disclosed in WO 2005/000848. A

20

process for preparing this compound (specifically its dihydrochloride salt) is also disclosed in WO 2008/031749, WO 2008/031750 and WO 2008/055814. This compound can be formulated in a pharmaceutical composition as described in WO 2007/017423.

For details, e.g. on a process to manufacture, to formulate or to use this compound or a salt thereof, reference is thus made to these documents.

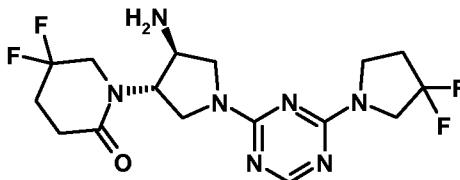
25

- (3,3-Difluoropyrrolidin-1-yl)-((2S,4S)-4-(4-(pyrimidin-2-yl)piperazin-1-yl)pyrrolidin-2-yl)methanone (also named gosogliptin) or a pharmaceutically acceptable salt thereof:

This compound and methods for its preparation are disclosed in WO 2005/116014 and US
30 7291618.

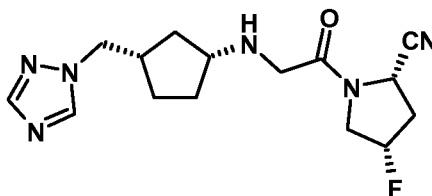
For details, e.g. on a process to manufacture, to formulate or to use this compound or a salt thereof, reference is thus made to these documents.

- 5 - (1((3S,4S)-4-amino-1-(4-(3,3-difluoropyrrolidin-1-yl)-1,3,5-triazin-2-yl)pyrrolidin-3-yl)-5,5-difluoropiperidin-2-one or a pharmaceutically acceptable salt thereof:



- 10 This compound and methods for its preparation are disclosed in WO 2007/148185 and US 20070299076. For details, e.g. on a process to manufacture, to formulate or to use this compound or a salt thereof, reference is thus made to these documents.

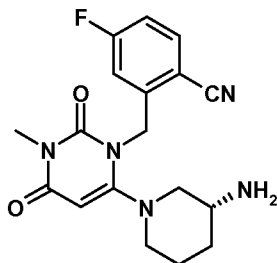
- (2S,4S)-1-{2-[(3S,1R)-3-(1H-1,2,4-Triazol-1-ylmethyl)cyclopentylamino]-acetyl}-4-fluoropyrrolidine-2-carbonitrile (also named melogliptin) or a pharmaceutically acceptable salt thereof:



15

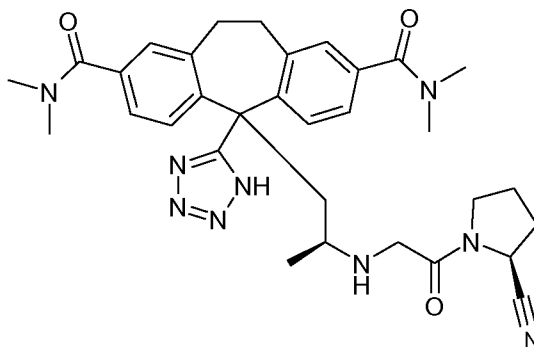
- 20 This compound and methods for its preparation are disclosed in WO 2006/040625 and WO 2008/001195. Specifically claimed salts include the methanesulfonate and p-toluenesulfonate. For details, e.g. on a process to manufacture, to formulate or to use this compound or a salt thereof, reference is thus made to these documents.

- (R)-2-[6-(3-Amino-piperidin-1-yl)-3-methyl-2,4-dioxo-3,4-dihydro-2H-pyrimidin-1-ylmethyl]-4-fluoro-benzonitrile or a pharmaceutically acceptable salt thereof:



This compound and methods for its preparation and use are disclosed in WO 2005/095381, US 2007060530, WO 2007/033350, WO 2007/035629, WO 2007/074884, WO 2007/112368, WO 2008/033851, WO 2008/114800 and WO 2008/114807. Specifically claimed salts
 5 include the succinate (WO 2008/067465), benzoate, benzenesulfonate, p-toluenesulfonate, (R)-mandelate and hydrochloride. For details, e.g. on a process to manufacture, to formulate or to use this compound or a salt thereof, reference is thus made to these documents.

10 - 5-((S)-2-[2-((S)-2-Cyano-pyrrolidin-1-yl)-2-oxo-ethylamino]-propyl)-5-(1H-tetrazol-5-yl)-10,11-dihydro-5H-dibenzo[a,d]cycloheptene-2,8-dicarboxylic acid bis-dimethylamide or a pharmaceutically acceptable salt thereof:



15 This compound and methods for its preparation are disclosed in WO 2006/116157 and US 2006/270701. For details, e.g. on a process to manufacture, to formulate or to use this compound or a salt thereof, reference is thus made to these documents.

20 - 3-((2S,4S)-4-[4-(3-Methyl-1-phenyl-1H-pyrazol-5-yl)piperazin-1-yl]pyrrolidin-2-ylcarbonyl)thiazolidine (also named teneligliptin) or a pharmaceutically acceptable salt thereof:

This compound and methods for its preparation are disclosed in WO 02/14271. Specific salts are disclosed in WO 2006/088129 and WO 2006/118127 (including hydrochloride, hydrobromide, inter alia). Combination therapy using this compound is described in WO
 25 2006/129785. For details, e.g. on a process to manufacture, to formulate or to use this compound or a salt thereof, reference is thus made to these documents.

- [(2R)-1-[[[(3R)-pyrrolidin-3-ylamino]acetyl]pyrrolidin-2-yl]boronic acid (also named dutogliptin) or a pharmaceutically acceptable salt thereof:

This compound and methods for its preparation are disclosed in WO 2005/047297, WO 2008/109681 and WO 2009/009751. Specific salts are disclosed in WO 2008/027273 (including citrate, tartrate). A formulation of this compound is described in WO 2008/144730.

5 A formulation of dutogliptin (as its tartrate salt) with metformin is described in WO 2009/091663. For details, e.g. on a process to manufacture, to formulate or to use this compound or a salt thereof, reference is thus made to these documents.

10 - (2S,4S)-1-[2-[(4-ethoxycarbonylbicyclo[2.2.2]oct-1-yl)amino]acetyl]-4-fluoropyrrolidine-2-carbonitrile (also named bisegliptin) or a pharmaceutically acceptable salt thereof:

This compound and methods for its preparation are disclosed in WO 2005/075421, US 2008/146818 and WO 2008/114857. For details, e.g. on a process to manufacture, to formulate or to use this compound or a salt thereof, reference is thus made to these
15 documents.

- 2-({6-[(3R)-3-amino-3-methylpiperidin-1-yl]-1,3-dimethyl-2,4-dioxo-1,2,3,4-tetrahydro-5H-pyrrolo[3,2-d]pyrimidin-5-yl)methyl)-4-fluorobenzonitrile or a pharmaceutically acceptable salt thereof, or 6-[(3R)-3-amino-piperidin-1-yl]-5-(2-chloro-5-fluoro-benzyl)-1,3-dimethyl-1,5-dihydro-pyrrolo[3,2-d]pyrimidine-2,4-dione or a pharmaceutically acceptable salt thereof:
20

These compounds and methods for their preparation are disclosed in WO 2009/084497 and WO 2006/068163, respectively. Combination therapy using the latter of these two compounds is described in WO 2009/128360. For details, e.g. on a process to manufacture,
25 to formulate or to use these compounds or salts thereof, reference is thus made to these documents.

- (S)-2-methylpyrazolo[1,5-a]primidine-6-carboxylic acid {2-[(2-cyanopyrrolidin-1-yl)-2-oxoethylamino]-2-methylpropyl}amide (also named anagliptin) or a pharmaceutically
30 acceptable salt:

This compound and methods for its preparation are disclosed in WO 2004/067509. Combination therapy using this compound is described in WO 2009/139362. For details, e.g. on a process to manufacture, to formulate or to use this compound or a salt thereof,
35 reference is thus made to these documents.

GPR119 agonists are known in the art. In the following reference is made to representatives of GPR119 agonists:

- 5 GPR119 agonists are generically and specifically disclosed for example in the following documents, to which generic and specific reference is made in each case:

10 WO 2005/061489, e.g. the compounds as defined in any one of claims 1-17, especially any of the compounds disclosed as Examples 1, 3 to 8, 10 to 13, 16 to 50, and 52 to 149 (including those of Tables 1-12), particularly those compounds of formula Id according to claim 16 and of formulae according to claim 17.

15 WO 2006/067531, e.g. the compounds as defined in any one of claims 1-15, especially any of the compounds disclosed as Examples 1 to 136 (including those of Tables 1-14), particularly those compounds of formula Ia according to claim 14.

20 WO 2006/067532, e.g. the compounds as defined in any one of claims 1-18, especially any of the compounds disclosed as Examples 1 to 149 (including those of Tables 1-10), particularly those compounds of formula Ia according to claim 17.

WO 2006/070208, e.g. the compounds as defined in any one of claims 1-15, especially any of the compounds disclosed as Examples 1 to 3.

25 WO 2007/003960, e.g. the compounds as defined in any one of claims 1-20, especially any of the oxadiazoles disclosed as Examples 1-238 (including those of Tables 3-8), particularly those compounds of formula Ib according to claim 20,

30 WO 2007/003961, e.g. the compounds as defined in any one of claims 1-16, especially any of the compounds disclosed as Examples 1-44,

WO 2007/003962, e.g. the compounds as defined in any one of claims 1-18, especially any of the compounds disclosed as Examples 1-265 (including those of Tables 3-23), particularly those compounds of formula Ic according to claim 18

WO 2007/003964, e.g. the compounds as defined in any one of claims 1-8, especially any of the compounds disclosed as Examples 1-89 (including those of Tables 1-8), particularly those compounds of formula Ib according to claim 8

- 5 WO 2007/116229, e.g. the compounds as defined in any one of claims 1-19, especially any of the oxadiazoles disclosed as Examples 1-46 (including those of Tables 3 and 4).

WO 2007/116230, e.g. the compounds as defined in any one of claims 1-33, especially any of the compounds disclosed as Examples 1-62.

10

WO 2009/034388, e.g. the compounds as defined in any one of claims 1-12 and 17, especially any of those species listed therein in claim 12.

- 15 WO 2009/050522, e.g. the compounds as defined in any one of claims 1-13, especially any of the compounds disclosed therein as Examples 1-42 (including those of Tables 1-4).

WO 2009/050523, e.g. the compounds as defined in any one of claims 1-37, especially any of the compounds disclosed therein as Examples 1-54 (including those of Tables 1-7).

- 20 WO 2010/004343, e.g. the compounds as defined in any one of claims 1-18, especially any of the compounds disclosed therein as Examples 1-162.

WO 2010/004344, e.g. the compounds as defined in any one of claims 1-14, especially any of the compounds disclosed therein as Examples 1-28.

25

WO 2010/004345, e.g. the compounds as defined in any one of claims 1-15, especially any of the compounds disclosed therein as Examples 1-7.

- 30 WO 2010/004346, e.g. the compounds as defined in any one of claims 1-16, especially any of the compounds disclosed therein as Examples 1-4.

WO 2010/004347, e.g. the compounds as defined in any one of claims 1-12, especially any of the compounds disclosed therein as Examples 1-68.

WO 2010/004348, e.g. the compounds as defined in any one of claims 1-10, especially any of the compounds disclosed therein as Examples 1-142.

5 WO 2010/103333, e.g. the compounds as defined in any one of claims 1-15, especially any of the compounds disclosed therein as Examples 1-52.

WO 2010/103334, e.g. the compounds as defined in any one of claims 1-15, especially any of the compounds disclosed therein as Examples 1-53.

10 WO 2010/103335, e.g. the compounds as defined in any one of claims 1-15, especially any of the compounds disclosed therein as Examples 1-29.

15 WO 2008/083238, e.g. the compounds as defined in any one of claims 1-48, especially any of the compounds disclosed therein as Examples 1-210 (including those of Tables 1-5), particularly Example 52, i.e. 5-ethyl-2-{4-[4-(4-tetrazol-1-yl-phenoxy)methyl]-thiazol-2-yl]-piperidin-1-yl}-pyrimidine or a pharmaceutically salt thereof.

20 WO 2009/014910, e.g. the compounds as defined in any one of claims 1-23, especially any of the compounds disclosed therein as Examples 1-113 (including those of Tables 1 and 2), e.g. Compound 1.

25 WO 2008/076243, e.g. the compounds as defined in any one of claims 1-14 (including any of those species listed in claim 14), especially the bipiperidines disclosed as Examples 1.1-1.38 of Table 1, Examples 2.1-2.20 of Table 2, Examples 3.1-3.9 of Table 3, Examples 4.1-4.10 of Table 4, Examples 5.1-5.7 of Table 5, Examples 6.1-6.4 of Table 6, Examples 7.1 and 7.2 of Table 7, Examples 8-1-8.3 of Table 8, Examples 10.1 and 10.2 of Table 10, Examples 11.1-11.15 of Table 11, Examples 12.1-12.31 of Table 12, and Examples 13.1-13.27 of Table 13, particularly any compound according to claim 14.

30 WO 2008/085316, e.g. the compounds as defined in any one of claims 1-14 (including any of those species listed in claim 14), especially the bipiperidines disclosed as Examples 1.1-1.38 of Table 1, Examples 2.1-2.20 of Table 2, Examples 3.1-3.9 of Table 3, Examples 4.1-4.10 of Table 4, Examples 5.1-5.7 of Table 5, Examples 6.1-6.4 of Table 6, Examples 7.1 and 7.2 of Table 7, Examples 8-1-8.3 of Table 8, Examples 10.1 and 10.2 of Table 10, Examples 11.1-11.15 of Table 11, Examples 12.1-12.31 of Table 12, Examples 13.28-13.36, Examples 35

14.1-14.35, Examples 15.1-15.8 of Table 15, Examples 16.1-16.11 of Table 16, Examples 17.1-17.5 of Table 17, Examples 18.1-18.48 of Table 18, Examples 19.1-19.39 of Table 19, particularly any compound according to claim 14 (including the table-listed compounds).

5 WO 2009/129036, e.g. the compounds as defined in any one of claims 1-19 (including any of those species listed in claim 16, 18 or 19), especially the pyrrolopyrimidines disclosed as Examples 1-121.

10 WO 2008/008887, e.g. the compounds as defined in any one of claims 1-24 (including any of those species listed in claim 24), especially the pyrrolopyrimidines disclosed as Examples 1-151 (including Example 1), particularly any compound according to claim 24.

WO 2008/008895, e.g. the pyrrolopyrimidines disclosed as Examples 1-151 (including Example 1).

15

WO 2008/070692, e.g. the compounds as defined in any one of claims 1-22 (including any of those species listed in claims 21 and 22), especially the compounds disclosed as Examples 1-192 (including Examples 77 and 83), particularly any compound according to claim 21 and any compound according to claim 22.

20

WO 2010/014593, e.g. the compounds as defined in any one of claims 1-12 (including any of those species listed in claim 12), especially the compounds disclosed as Examples 1-10, particularly any compound according to claim 12.

25 WO 2008/097428, e.g. the compounds as defined in any one of claims 1-21 (including any of those species listed in claims 6, 11, 16 and 21), especially the compounds disclosed as Examples 1-272 (including those of Table 1).

30 WO 2008/109702, e.g. the compounds as defined in any one of claims 1-7 (including any one of those species listed in claim 7, especially the compounds disclosed as Examples 1-17 (including those of Table 1, 2 and 3).

WO 2009/038974, e.g. the compounds as defined in any one of claims 1-6 (including any one of those species listed in claim 6, especially the compounds disclosed as Examples

(including Compound A3, C2, D2, E3, E9, G1, G4, H3, I1, J7, J22, K3, O9, O41, P13, T1, U5 and V5).

5 WO 2009/105715, e.g. the compounds as defined in any one of claims 1-6 (including any one of those species listed in claim 6, especially the compounds disclosed as Examples (including any compound selected from Examples 1 to 20).

10 WO 2009/105717, e.g. the compounds as defined in any one of claims 1-6 (including any one of those species listed in claim 6, especially the compounds disclosed as Examples (including those of Table 1, 2, 3 and 4, particularly any compound selected from Examples A1 to A9, B1 to B4, C1, D1 to D9, E1, G1 to G18, H1, I1, and J1 to J3, particularly any one of D1 to D9).

15 WO 2009/105722, e.g. the compounds as defined in any one of claims 1-6 (including any one of those species listed in claim 6, especially the compounds disclosed as Examples (including those of Table 1, 2 and 3, particularly any compound selected from Examples A1 to A32, B1 to B12, and C1 to C3).

20 WO 2009/106561, e.g. the compounds as defined in any one of claims 1-13 (including any one of those species listed in claim 13, especially the compounds disclosed as Examples (including any compound selected from Examples 1 to 109).

25 WO 2009/106565, e.g. the compounds as defined in any one of claims 1-12 (including any one of those species listed in claim 12, especially the compounds disclosed as Examples (including any compound selected from Examples 1 to 20).

WO 2008/033431, e.g. the spirocyclic azetidinone compounds as defined in any one of claims 1-22, particularly any of those species listed in claim 22.

30 WO 2008/033460, e.g. the spiro(azetidine-piperidine) compounds defined by Tables 1, 2, 3a, 3b, 3c, 3d and 4a, preferably any compound selected from the group consisting of the compounds in Tables 5, 6, 7 and 8.

35 WO 2008/130581, e.g. the pyrimidinone compounds as defined in any one of claims 1-35, particularly any of those species listed in claim 35.

WO 2008/130584, e.g. the pyrimidinone compounds as defined in any one of claims 1-38, particularly any of those species listed in claim 38.

5 WO 2008/130615, e.g. the tetrahydropyridopyrimidinone compounds of Formula I as defined by "X" in Tables A-D.

10 WO 2009/055331, e.g. the compounds as defined in any one of claims 1-97, particularly any one of those compounds numbered 1-611, especially any of the species singly claimed in claims 77-97.

15 WO 2009/143049 e.g. the compounds as defined in any one of claims 1-22, particularly any of those species listed in claim 22, especially the bicyclic heterocycle derivatives disclosed as Examples 1-274.

20 WO 2010/009195, e.g. the compounds as defined in any one of claims 1-54, particularly any of those species listed in claim 54, especially the bicyclic heterocycle derivatives disclosed as Examples 1-47.

25 WO 2010/009208, e.g. the compounds as defined in any one of claims 1-51, particularly any of those species listed in claim 51, especially the bicyclic heterocycle derivatives disclosed as Examples 1-23.

30 WO 2010/009207, e.g. the compounds as defined in any one of claims 1-32, particularly any of those species listed in claim 32, especially the bicyclic heterocycle derivatives disclosed as Examples 1-87.

35 WO 2010/075269, e.g. the compounds as defined in any one of claims 1-38, particularly any of those species listed in claim 38, especially the pyrimidine derivatives disclosed as Compounds 1-36 in the Examples.

WO 2010/075271, e.g. the compounds as defined in any one of claims 1-18, particularly any of those species listed in claim 18, especially the pyrimidine derivatives disclosed as Compounds 1-14 in the Examples.

WO 2010/075273, e.g. the compounds as defined in any one of claims 1-37, particularly any of those species listed in claim 37, especially the pyrimidine derivatives disclosed as Compounds 1-72 in the Examples.

5 WO 2010/114957, e.g. the compounds as defined in any one of claims 1-37, particularly any of those species listed in claim 37, especially the pyrimidine derivatives disclosed as Compounds 1-9 in the Examples.

10 WO 2010/114958, e.g. the compounds as defined in any one of claims 1-17, particularly any of those species listed in claim 17, especially the pyrimidine derivatives disclosed as Compounds 1-607 in the Examples.

WO 2010/106457, e.g. the compounds as defined in any one of claims 1-9, particularly the species disclosed in claim 8 or in claim 9.

15

WO 2010/128414, e.g. the compounds as defined in any one of claims 1-10, particularly the species disclosed in claim 10, especially the pyrimidine derivatives disclosed as Examples 1-33.

20 WO 2010/128425, e.g. the compounds as defined in any one of claims 1-10, particularly any of those species listed in claim 10, especially the pyrimidine derivatives disclosed as Examples 1-33.

25 WO 2010/140092, e.g. the compounds as defined in any one of claims 1-9, particularly any of those species listed in claim 9, especially the pyrimidine derivatives disclosed as Examples 1-37.

30 WO 2011/008663, e.g. the compounds as defined in any one of claims 1-6, particularly any of those species listed in claim 6, especially the compounds disclosed as Examples 1-13.

WO 2008/025798, e.g. the compounds as defined in any one of claims 1-25 (including any of those species listed in claim 25), especially the compounds disclosed as Examples A1-A48, Examples B1-B108 and Examples C1-C4 (including Examples A2, A39 and B2), particularly any compound according to claim 25.

35

WO 2008/025799, e.g. the compounds as defined in any one of claims 1-11 (including any of those species listed in claim 11), especially the compounds disclosed as Examples A1-A4, particularly any compound according to claim 11 (including Examples A1 and A4).

5 WO 2008/025800, e.g. the compounds as defined in any one of claims 1-20 (including any of those species listed in claim 20), especially the compounds disclosed as Examples A1-A22, B1 and B2 (including Examples A2, A22 and B1), particularly any compound according to claim 20.

10 WO 2004/065380, e.g. the compounds as defined in any one of claims 1-77 (including any of those species listed in claims 73, 74, 75, 76 and 77), especially the compounds disclosed by way of example as, e.g. the Compounds A1-A165, Compounds B1-B139, Compounds C1-C27, Compounds D1-D6 and Compound E1 (including Compounds A124, B70 and B84), particularly any compound according to claims 73-77.

15

WO 2004/076413, e.g. the compounds as defined in any one of claims 1-47 (including any of those species listed in claims 43, 44, 45, 46 and 47), especially the compounds disclosed by way of example, e.g. the Compounds A1-A60 and Compounds B1-B9 (including Compounds A30, A51 and A52), particularly any compound according to claims 43-47.

20

WO 2005/007647, e.g. the compounds as defined in any one of claims 1-64 (including any of those species listed in claims 55, 56, 57, 58, 59, 60, 61, 62, 63 and 64), especially the compounds disclosed by way of example, e.g. the Compounds A1-A120, Compounds B1-B5, Compounds C1-C240 and Compounds D1, D2 and E1 (including Compounds A1, A34, A35, 25 A78, A88, A118, A11, A14, A24, A27, A32, A39, A90 and B4), particularly any compound according to claims 55-64.

WO 2005/007658, e.g. the compounds as defined in any one of claims 1-55 (including any of those species listed in claims 42, 43, 44, 45, 46, 47, 48, 49, 50, 51, 52, 53, 54 and 55), 30 especially the compounds disclosed by way of example, e.g. in Tables A to K (including Compounds A5, B5, C1, A194, A214 and D4), particularly any compound according to claims 42-55.

WO 2005/121121, e.g. the compounds as defined in any one of claims 1-34 (including any of 35 those species listed in claims 22, 23, 24 and 33), especially the compounds disclosed by way

of example, e.g. the Compounds A1-A122 and Compounds B1-B157 (including Compounds B3, B124, B16, B21 and B143), particularly any compound according to claims 22-24 and 33.

5 WO 2006/076243, e.g. the compounds of formula I as defined in claim 1, especially the compounds disclosed by way of example, e.g. the Compound 5.

10 US 2007/0078150, e.g. the compounds of formula Ia and IIa-III as defined therein, especially the compounds disclosed by way of example, e.g. the Compounds 1-103, and, particularly, the compound as defined in claim 1, i.e. 4-[6-(6-methanesulfonyl-2-methyl-pyridin-3-ylamino)-5-methoxy-pyrimidin-4-yloxy]-piperidine-1-carboxylic acid isopropyl ester.

15 WO 2006/083491, e.g. the compounds as defined in any one of claims 1-42 (including any of those species listed in claims 40, 41 and 42), especially the compounds disclosed by way of example, e.g. the Compounds 1-103 (including Compounds 75, 10, 24 and 76), particularly any compound according to claims 40 to 42.

WO 2008/137435, e.g. the compounds as defined in any one of claims 1-13, particularly any of those species listed in claim 13, especially the compound disclosed as Example 8.

20 WO 2008/137436, e.g. the compounds as defined in any one of claims 1-12, particularly any of those species listed in claim 12.

WO 2009/012275, e.g. the pyridone compounds as defined in any one of claims 1-15, particularly any of those species listed in claim 15.

25

WO 2009/012277, e.g. the compounds as defined in any one of claims 1-15, 18 and 19, particularly any of those species listed in claim 19, especially the pyridone compounds disclosed as Examples 1-4.

30 WO 2010/009183, e.g. the compounds as defined in any one of claims 1-11, particularly any of those species listed in claim 11, especially the pyridone compounds disclosed as Examples 1-61 (including examples 26, 34 and 38).

35 Further, individual reference is also made to those GPR119 agonists which are mentioned in WO 2009/117421 (especially a species selected from examples 1-640), WO2009/123992,

WO 2009/126535 (especially a species selected from claim 6), WO 2009/141238 (especially a species selected from claim 19), WO 2009/150144 (especially a species selected from claim 5), WO 2010/001166 (especially a species selected from claim 8), WO 2010/004347 (especially a species selected from examples 1-68), WO 2010/004348 (especially a species selected from examples 1-142), WO 2010/006191 (especially a species selected from claim 6), WO 2010/008739 (especially a species selected from examples 1-14 or resp. selected from claim 27), WO 2010/013849 (particularly to those species disclosed as examples therein or listed in the claims), or WO 2010/014593 (especially a species selected from claim 12).

10

Further, individual reference is also made to those GPR119 agonists which are mentioned in WO 2010/048149 (especially a species selected from examples 1-109), WO 2010/088518 (especially a species selected from examples 1-55), WO 2010/008831 (especially a species selected from claim 8), WO 2011/01452 (especially a species selected from claims 13 or 14), WO 2010/123018 (particularly to those species disclosed as examples therein or listed in the claims), WO 2010/095663 (particularly to those species disclosed as examples therein or listed in the claims), or WO 2010/084944 (particularly to those species disclosed as examples therein or listed in the claims).

15

20

In addition, reference is also made to those GPR119 agonists which are mentioned in WO 2007/120689, WO 2007/120702, WO 2007/138362, JP2004269468, JP2004269469, WO 2002/044362 and WO 2003/0026661.

25

In further addition, reference is made to those GPR119 agonists which are mentioned in WO 2006/076231 (the combination WO 2006/076231 concerns combination of a DPP-4 inhibitor with a GPR119 agonist):

Thus, reference is made to a GPR119 agonist of Formula (I) as defined in WO 2006/076231 (cf GPR119 agonists disclosed in WO 2004/065380).

30

Reference is made to a GPR119 agonist of Formula (II) as defined in WO 2006/076231 (cf GPR119 agonists disclosed in WO 2004/076413).

Reference is made to a GPR119 agonist of Formula (III) as defined in WO 2006/076231 (cf GPR119 agonists disclosed in WO 2005/007647).

Reference is made to a GPR119 agonist of Formula (IV) as defined in WO 2006/076231 (cf GPR119 agonists disclosed in WO 2005/007658).

Reference is made to a GPR119 agonist of Formula (V) as defined in WO 2006/076231 (cf GPR119 agonists disclosed in US 60/577,354, WO 2005/121121).

Reference is made to a GPR119 agonist of Formula (VI) as defined in WO 2006/076231 (cf GPR119 agonists disclosed in WO 2005/061489).

5

Also reference is made to a GPR119 agonist which is selected from Group A1, Group B1, Group B2, Group B3, Group B4, Group B5, Group C1, Group C2, Group C3, Group C4, Group C5, Group C6, Group C7, Group C8, Group C9, Group C10, Group D1, Group D2, Group D3, Group D4, Group D5, Group D6, Group D7, Group D8, Group D9, Group D10,
10 Group D11, Group D12, Group D13, Group D14, Group E1, Group E2 or Group F1, each as defined in WO 2006/076231.

Also reference is made to a GPR119 agonist which is selected from the left column of Table B as disclosed in WO 2006/076231.

15

Further reference is made to those GPR119 agonists which are mentioned in WO 2008/005569 as Compound A, i.e. 4-[1-(2-fluoro-4-methanesulfonyl-phenyl)-1H-pyrazolo[3,4-d]pyrimidin-4-yloxy]-piperidine-1-carboxylic acid isopropyl ester (that is described in the genus found in WO 2005/007658), as Compound B, i.e. (2-fluoro-4-methanesulfonyl-phenyl)-
20 {6-[1-(3-isopropyl-[1,2,4]oxadiazol-5-yl)-piperidin-4-yloxy]-5-methyl-pyrimidin-4-yl}-amine (that is described in the genus found in WO 2005/007647), as Compound C, i.e. 4-[6-(6-methanesulfonyl-2-methyl-pyridin-3-ylamino)-5-methoxy-pyrimidin-4-yloxy]-piperidine-1-carboxylic acid isopropyl ester (that is described in the genus found in WO 2006/083491), as
25 Compound D, i.e. 4-[6-(6-methanesulfonyl-4-methyl-pyridin-3-ylamino)-5-methoxy-pyrimidin-4-yloxy]-piperidine-1-carboxylic acid isopropyl ester (that is described in the genus found in WO 2006/083491), Compound E, i.e. 4-[6-(6-methanesulfonyl-2-methyl-pyridin-3-ylamino)-5-methyl-pyrimidin-4-yloxy]-piperidine-1-carboxylic acid isopropyl ester (that is described in the genus found in WO 2005/007647 or in Example 3.5 of WO 2008/005576), as Compound F that is described in the genus found in WO 2004/065380, and/or as Compound G, i.e. {6-[1-
30 (3-isopropyl-[1,2,4]oxadiazol-5-yl)-piperidin-4-yloxy]-5-methoxy-pyrimidin-4-yl}-(6-methanesulfonyl-2-methyl-pyridin-3-yl)-amine (that is described in the genus found in WO 2006/083491).

Particular reference is made to those GPR119 agonists of formula (I) as defined in WO 2008/081204, e.g. the compounds as defined in any one of claims 1-13, especially any of the compounds disclosed therein as Examples 1-33 (including those of Tables 1-5).

5 Particular reference is made to those GPR119 agonists of formula (I) as defined in WO 2008/081205, e.g. the compounds as defined in any one of claims 1-20, especially any of the compounds disclosed therein as Examples 1-46 (including those of Tables 1-3), particularly Examples 8, 10, 19, 35, 36 and 45.

10 Particular reference is made to those GPR119 agonists of formula (I) as defined in WO 2008/081206, e.g. the compounds as defined in any one of claims 1-14, especially any of the compounds disclosed therein as Examples 1-4, i.e. 4-[3-(3-Fluoro-4-methanesulfonylmethylphenoxy)propyl]-1-(5-isopropyl-[1,2,4]oxadiazol-3-yl)piperidine, 4-[3-(3-Fluoro-4-methanesulfonylmethylphenoxy)propyl]-1-(3-isopropyl-[1,2,4]oxadiazol-5-yl)piperidine, 4-[(R)-3-(3-Fluoro-4-methanesulfonylmethylphenoxy)-1-methylpropyl]-1-(5-isopropyl-[1,2,4]oxadiazol-3-yl)piperidine or 1-(3-tert-Butyl-[1,2,4]oxadiazol-5-yl)-4-[3-(3-fluoro-4-methanesulfonylmethyl-phenoxy)propyl]piperidine.

20 Particular reference is made to those GPR119 agonists of formula (I) as defined in WO 2008/081207, e.g. the compounds as defined in any one of claims 1-15, especially any of the compounds disclosed therein as Examples 1-22 (including those of Tables 1 and 2).

25 Particular reference is made to those GPR119 agonists of formula (I) as defined in WO 2008/081208, e.g. the compounds as defined in any one of claims 1-16, especially any of the compounds disclosed therein as Examples 1-4.

30 Particular reference is made to that GPR119 agonist of formula (I) disclosed in WO 2008/083238 as Example 52, i.e. 5-ethyl-2-{4-[4-(4-tetrazol-1-yl-phenoxy)methyl]-thiazol-2-yl]-piperidin-1-yl}-pyrimidine or a pharmaceutically salt thereof.

35 Particular reference is made to that GPR119 agonist of Formula (I) as shown in WO 2007/035355, i.e. 4-[5-methyl-6-(2-methyl-pyridin-3-yloxy)-pyrimidin-4-yloxy]-piperidine-1-carboxylic acid isopropyl ester (cf Example 4.1 or 4.2 of WO 2007/035355), as well as pharmaceutically acceptable salts, solvates and hydrates thereof.

Particular reference is made to that GPR119 agonist of Formula (I) as shown in WO 2008/005569, i.e. 4-[5-methoxy-6-(2-methyl-6-[1,2,4]triazol-1-yl-pyridin-3-ylamino)-pyrimidin-4-yloxy]-piperidine-1-carboxylic acid isopropyl ester (cf Example 3.6 or 3.9 of WO 2008/005569), as well as pharmaceutically acceptable salts, solvates and hydrates thereof.

5

Particular reference is made to that GPR119 agonist of Formula (I) as shown in WO 2008/005576, i.e. 4-[6-(6-methanesulfonyl-2-methyl-pyridin-3-ylamino)-5-methyl-pyrimidin-4-yloxy]-piperidine-1-carboxylic acid isopropyl ester (cf Example 3.5 of WO 2008/005576), as well as pharmaceutically acceptable salts, solvates and hydrates thereof.

10

Particular reference is made to that GPR119 agonist of formula (I) disclosed in WO 2008/070692 as Example 100, i.e. 5-[(1-[3-(1-Methylethyl)-1,2,4-oxadiazol-5-yl]-4-piperidinyl)methyl]oxy]-2-[4-(methylsulfonyl)phenyl]pyridine or a pharmaceutically acceptable salt thereof.

15

Particular reference is made to that GPR119 agonist of formula (I) disclosed in WO 2008/137435 as Example 8, i.e. Isopropyl 4-(4-(2-fluoro-4-(methylsulfonyl)phenylamino)-6H-pyrimido[5,4-b][1,4]oxazin-8(7H)-yl)piperidine-1-carboxylate or a pharmaceutically acceptable salt thereof.

20

DPP-4 inhibitors and GPR119 agonists within the meaning of this invention include but are not limited to those described generically or specifically hereinbefore and hereinafter (including those described by reference to the herein-cited documents).

25

For avoidance of any doubt, the disclosure of each of the foregoing documents cited above is specifically incorporated herein by reference in its entirety.

In one embodiment, the invention relates to a pharmaceutical combination comprising a GPR119 agonist which is selected from:

30

4-[3-(3-fluoro-4-methanesulfonylphenoxy)propyl]-1-(3-isopropyl-[1,2,4]oxadiazol-5-yl)piperidine;

1-(3-isopropyl-[1,2,4]oxadiazol-5-yl)-4-[3-(4-methanesulfonylphenoxy)propyl]piperidine;

1-(3-isopropyl-[1,2,4]oxadiazol-5-yl)-4-[(R)-3-(4-methanesulfonylphenoxy)-1-

35

methylpropyl]piperidine;

- 1-(3-isopropyl-[1,2,4]oxadiazol-5-yl)-4-[(R)-3-(4-methanesulfonyl-3-methylphenoxy)-1-methylpropyl]piperidine;
4-[3-(4-ethanesulfonyl-3-fluorophenoxy)propyl]-1-(3-isopropyl-[1,2,4]oxadiazol-5-yl)piperidine;
- 5 1-(5-isopropyl-[1,2,4]oxadiazol-3-yl)-4-[3-(4-methanesulfonyl-3-methylphenoxy)propyl]piperidine;
4-[(R)-3-(3-fluoro-4-methanesulfonylphenoxy)-1-methylpropyl]-1-(5-isopropyl-[1,2,4]oxadiazol-3-yl)piperidine;
1-(5-isopropyl-[1,2,4]oxadiazol-3-yl)-4-[(R)-3-(4-methanesulfonylphenoxy)-1-methylpropyl]piperidine;
- 10 4-[3-(3-chloro-4-methanesulfonylphenoxy)propyl]-1-(3-isopropyl-[1,2,4]oxadiazol-5-yl)piperidine;
4-[3-(4-methanesulfonylphenoxy)propyl]-1-(5-propyl-[1,2,4]oxadiazol-3-yl)piperidine;
4-[3-(3-fluoro-4-methanesulfonylphenoxy)propyl]-1-(5-propyl-[1,2,4]oxadiazol-3-yl)piperidine;
- 15 4-[3-(4-methanesulfonyl-3-methylphenoxy)propyl]-1-(5-propyl-[1,2,4]oxadiazol-3-yl)piperidine;
4-[3-(4-methanesulfonylphenoxy)propyl]-1-(3-propyl-[1,2,4]oxadiazol-5-yl)piperidine;
4-[3-(4-methanesulfonyl-3-methylphenoxy)propyl]-1-(3-propyl-[1,2,4]oxadiazol-5-yl)piperidine;
- 20 1-(5-isopropyl-[1,2,4]oxadiazol-3-yl)-4-[3-(4-methanesulfonylphenoxy)propyl]piperidine;
1-(3-isopropyl-[1,2,4]oxadiazol-5-yl)-4-[3-(4-methanesulfonyl-3-methylphenoxy)propyl]piperidine;
4-[3-(3-chloro-4-methanesulfonylphenoxy)propyl]-1-(5-isopropyl-[1,2,4]oxadiazol-3-yl)piperidine;
- 25 4-[3-(3-fluoro-4-methanesulfonylphenoxy)propyl]-1-(3-propyl-[1,2,4]oxadiazol-5-yl)piperidine;
1-(3-ethyl-[1,2,4]oxadiazol-5-yl)-4-[3-(3-fluoro-4-methanesulfonylphenoxy)propyl]piperidine;
4-[3-(3-fluoro-4-methanesulfonylphenoxy)propyl]-1-(3-methyl-[1,2,4]oxadiazol-5-yl)piperidine;
4-[(R)-3-(3-fluoro-4-methanesulfonylphenoxy)-1-methylpropyl]-1-(3-isopropyl-[1,2,4]oxadiazol-5-yl)piperidine;
- 30 4-[(R)-3-(4-methanesulfonylphenoxy)-1-methylpropyl]-1-(3-propyl-[1,2,4]oxadiazol-5-yl)piperidine;
1-(3-ethyl-[1,2,4]oxadiazol-5-yl)-4-[3-(4-methanesulfonylphenoxy)propyl]piperidine;
1-(3-tert-butyl-[1,2,4]oxadiazol-5-yl)-4-[3-(3-fluoro-4-methanesulfonylphenoxy)propyl]piperidine;

- 1-(3-tert-butyl-[1,2,4]oxadiazol-5-yl)-4-[(R)-3-(4-methanesulfonylphenoxy)-1-methylpropyl]piperidine;
- 1-(3-tert-butyl-[1,2,4]oxadiazol-5-yl)-4-[(R)-3-(3-fluoro-4-methanesulfonylphenoxy)-1-methylpropyl]piperidine;
- 5 1-(3-tert-butyl-[1,2,4]oxadiazol-5-yl)-4-[3-(3-chloro-4-methanesulfonylphenoxy)propyl]piperidine;
- 1-(3-tert-butyl-[1,2,4]oxadiazol-5-yl)-4-[3-(4-methanesulfonyl-3-methylphenoxy)propyl]piperidine;
- 1-(3-tert-butyl-[1,2,4]oxadiazol-5-yl)-4-[3-(4-methanesulfonylphenoxy)propyl]piperidine;
- 10 1-(3-tert-butyl-[1,2,4]oxadiazol-5-yl)-4-[3-(4-ethanesulfonyl-3-fluorophenoxy)propyl]piperidine;
- 1-(5-tert-butyl-[1,2,4]oxadiazol-3-yl)-4-[3-(3-fluoro-4-methanesulfonylphenoxy)propyl]piperidine;
- 4-[3-(3-fluoro-4-methanesulfonylphenoxy)propyl]-1-(5-isopropyl-[1,2,4]oxadiazol-3-yl)piperidine;
- 15 1-(5-ethyl-[1,2,4]oxadiazol-3-yl)-4-[3-(3-fluoro-4-methanesulfonylphenoxy)propyl]piperidine;
- 5-{3-[1-(3-Isopropyl-[1,2,4]oxadiazol-5-yl)piperidin-4-yl]propoxy}-3-methyl-pyridine-2-carboxylic acid ((R)-2-hydroxy-1-methylethyl)amide;
- 5-{3-[1-(3-Isopropyl-[1,2,4]oxadiazol-5-yl)piperidin-4-yl]propoxy}pyridine-2-carboxylic acid ((R)-2-hydroxy-1-methylethyl)amide;
- 20 ((R)-2-hydroxy-1-methylethyl)amide;
- 5-{3-[1-(3-Isopropyl-[1,2,4]oxadiazol-5-yl)piperidin-4-yl]propoxy}-3-methylpyridine-2-carboxylic acid amide;
- 5-{3-[1-(3-Isopropyl-[1,2,4]oxadiazol-5-yl)piperidin-4-yl]propoxy}-2-methanesulfonylpyridine;
- 2-Fluoro-N-((R)-2-hydroxy-1-methylethyl)-4-{3-[1-(3-isopropyl-[1,2,4]oxadiazol-5-yl)piperidin-4-yl]propoxy}benzamide;
- 25 4-{3-[1-(3-tert-Butyl-[1,2,4]oxadiazol-5-yl)piperidin-4-yl]propoxy}-2-fluoro-N-((R)-2-hydroxy-1-methylethyl)benzamide;
- 4-{3-[1-(3-tert-Butyl-[1,2,4]oxadiazol-5-yl)piperidin-4-yl]propoxy}-N-((R)-2-hydroxy-1-methylethyl)-2-methylbenzamide;
- 30 4-{3-[1-(3-tert-Butyl-[1,2,4]oxadiazol-5-yl)piperidin-4-yl]propoxy}-N-ethyl-2-fluorobenzamide;
- 4-{3-[1-(3-tert-Butyl-[1,2,4]oxadiazol-5-yl)piperidin-4-yl]propoxy}-2-fluoro-N-(2-hydroxyethyl)benzamide;
- 4-{3-[1-(5-tert-Butyl-[1,2,4]oxadiazol-3-yl)piperidin-4-yl]propoxy}-2-fluoro-N-((R)-2-hydroxy-1-methylethyl)benzamide;

2-Fluoro-N-((R)-2-hydroxy-1-methylethyl)-4-{3-[1-(5-isopropyl-[1,2,4]oxadiazol-3-yl)piperidin-4-yl]propoxy}benzamide;

N-((R)-2-Hydroxy-1-methylethyl)-4-{3-[1-(5-isopropyl-[1,2,4]oxadiazol-3-yl)piperidin-4-yl]propoxy}-2-methylbenzamide;

5 2-Fluoro-N-(2-hydroxyethyl)-4-{3-[1-(3-isopropyl-[1,2,4]oxadiazol-5-yl)piperidin-4-yl]propoxy}benzamide;

N-((R)-2-Hydroxy-1-methyl-ethyl)-4-{3-[1-(3-isopropyl-[1,2,4]oxadiazol-5-yl)piperidin-4-yl]propoxy}-2-methylbenzamide;

10 N-((R)-2-Hydroxy-1-methylethyl)-4-((R)-3-[1-(3-isopropyl-[1,2,4]oxadiazol-5-yl)piperidin-4-yl]butoxy)-2-methylbenzamide;

2-Fluoro-N-((R)-2-hydroxy-1-methylethyl)-4-((R)-3-[1-(5-isopropyl-[1,2,4]oxadiazol-3-yl)piperidin-4-yl]butoxy}benzamide;

N-(2-Hydroxyethyl)-4-{3-[1-(5-isopropyl-[1,2,4]oxadiazol-3-yl)piperidin-4-yl]propoxy}-2-methylbenzamide;

15 2-Fluoro-N-(2-hydroxyethyl)-4-{3-[1-(5-isopropyl-[1,2,4]oxadiazol-3-yl)piperidin-4-yl]propoxy}benzamide;

2-Fluoro-N-((R)-2-hydroxy-1-methylethyl)-4-{3-[1-(3-propyl-[1,2,4]oxadiazol-5-yl)piperidin-4-yl]propoxy}benzamide;

20 2-Fluoro-N-((R)-2-hydroxy-1-methylethyl)-4-{3-[1-(5-propyl-[1,2,4]oxadiazol-3-yl)piperidin-4-yl]propoxy}benzamide;

2-Fluoro-4-{3-[1-(3-isopropyl-[1,2,4]oxadiazol-5-yl)-piperidin-4-yl]propoxy}benzamide;

4-{3-[1-(3-Isopropyl-[1,2,4]oxadiazol-5-yl)-piperidin-4-yl]propoxy}-2-methylbenzamide;

N-(2-Hydroxyethyl)-4-{3-[1-(3-isopropyl-[1,2,4]oxadiazol-5-yl)piperidin-4-yl]propoxy}-2-methylbenzamide;

25 2-Fluoro-N-((R)-2-hydroxypropyl)-4-{3-[1-(3-isopropyl-[1,2,4]oxadiazol-5-yl)piperidin-4-yl]propoxy}benzamide;

2-Fluoro-N-((S)-2-hydroxypropyl)-4-{3-[1-(3-isopropyl-[1,2,4]oxadiazol-5-yl)piperidin-4-yl]propoxy}benzamide;

30 N-((R)-2-Hydroxypropyl)-4-{3-[1-(3-isopropyl-[1,2,4]oxadiazol-5-yl)piperidin-4-yl]propoxy}-2-methylbenzamide;

2-Fluoro-N-(2-hydroxy-1-methylethyl)-4-{3-[1-(3-isopropyl-[1,2,4]oxadiazol-5-yl)piperidin-4-yl]propoxy}benzamide;

N-((R)-2-Hydroxy-1-methylethyl)-4-{3-[1-(3-isopropyl-[1,2,4]oxadiazol-5-yl)piperidin-4-yl]propoxy}benzamide;

N-((S)-2,3-Dihydroxypropyl)-2-fluoro-4-{3-[1-(3-isopropyl-[1,2,4]oxadiazol-5-yl)piperidin-4-yl]propoxy}benzamide;

N-((R)-2,3-Dihydroxypropyl)-2-fluoro-4-{3-[1-(3-isopropyl-[1,2,4]oxadiazol-5-yl)piperidin-4-yl]propoxy}benzamide;

5 N-(2-Hydroxy-1-methylethyl)-4-{3-[1-(3-isopropyl-[1,2,4]oxadiazol-5-yl)piperidin-4-yl]propoxy}-2-methylbenzamide;

4-{3-[1-(3-tert-Butyl-[1,2,4]oxadiazol-5-yl)piperidin-4-yl]propoxy}-N-(2-hydroxyethyl)-2-methylbenzamide;

10 N-(2-Hydroxy-1-hydroxymethylethyl)-4-{3-[1-(5-isopropyl-[1,2,4]oxadiazol-3-yl)piperidin-4-yl]propoxy}-2-methylbenzamide;

2-Fluoro-N-((S)-2-hydroxy-1-methylethyl)-4-{3-[1-(3-isopropyl-[1,2,4]oxadiazol-5-yl)piperidin-4-yl]propoxy}benzamide;

4-{3-[1-(5-Isopropyl-[1,2,4]oxadiazol-3-yl)piperidin-4-yl]propoxy}-2-methylbenzamide;

15 N-((S)-2,3-Dihydroxypropyl)-4-{3-[1-(5-isopropyl-[1,2,4]oxadiazol-3-yl)piperidin-4-yl]propoxy}-2-methylbenzamide;

4-((R)-3-[1-(3-Isopropyl-[1,2,4]oxadiazol-5-yl)-piperidin-4-yl]butoxy)-2-methylbenzamide;

2-Fluoro-N-(2-hydroxy-1-hydroxymethylethyl)-4-{3-[1-(3-isopropyl-[1,2,4]oxadiazol-5-yl)piperidin-4-yl]propoxy}benzamide;

20 N-(2-Hydroxy-1-hydroxymethylethyl)-4-{3-[1-(3-isopropyl-[1,2,4]oxadiazol-5-yl)piperidin-4-yl]propoxy}-2-methylbenzamide;

N-((S)-2,3-Dihydroxypropyl)-4-{3-[1-(3-isopropyl-[1,2,4]oxadiazol-5-yl)piperidin-4-yl]propoxy}-2-methylbenzamide;

4-{3-[1-(3-Isobutyl-[1,2,4]oxadiazol-5-yl)piperidin-4-yl]propoxy}-2-methylbenzamide;

25 N-((R)-2-Hydroxy-1-methylethyl)-4-{3-[1-(3-isobutyl-[1,2,4]oxadiazol-5-yl)-piperidin-4-yl]propoxy}-2-methylbenzamide;

N-(2-Hydroxy-1-hydroxymethylethyl)-4-{3-[1-(3-isobutyl-[1,2,4]oxadiazol-5-yl)piperidin-4-yl]propoxy}-2-methylbenzamide;

4-{3-[1-(3-tert-Butyl-[1,2,4]oxadiazol-5-yl)piperidin-4-yl]propoxy}-2-methylbenzamide;

2-Methyl-4-{3-[1-(3-propyl-[1,2,4]oxadiazol-5-yl)-piperidin-4-yl]propoxy}benzamide;

30 N-(2-Hydroxy-1-hydroxymethylethyl)-2-methyl-4-{3-[1-(3-propyl-[1,2,4]oxadiazol-5-yl)-piperidin-4-yl]propoxy}benzamide;

4-{3-[1-(3-Ethyl-[1,2,4]oxadiazol-5-yl)-piperidin-4-yl]propoxy}-N-(2-hydroxy-1-hydroxymethylethyl)-2-methylbenzamide;

4-{3-[1-(3-Ethyl-[1,2,4]oxadiazol-5-yl)piperidin-4-yl]propoxy}-2-methylbenzamide;

4-{3-[1-(3-Ethyl-[1,2,4]oxadiazol-5-yl)piperidin-4-yl]propoxy}-N-((R)-2-hydroxy-1-methylethyl)-2-methylbenzamide;

4-{3-[1-(3-Ethyl-[1,2,4]oxadiazol-5-yl)piperidin-4-yl]propoxy}-N-(2-hydroxyethyl)-2-methylbenzamide;

5 4-[3-(3-Fluoro-4-methanesulfonylmethylphenoxy)propyl]-1-(5-isopropyl-[1,2,4]oxadiazol-3-yl)piperidine;

4-[3-(3-Fluoro-4-methanesulfonylmethyl-phenoxy)propyl]-1-(3-isopropyl-[1,2,4]oxadiazol-5-yl)piperidine;

4-[(R)-3-(3-Fluoro-4-methanesulfonylmethylphenoxy)-1-methylpropyl]-1-(5-isopropyl-

10 [1,2,4]oxadiazol-3-yl)piperidine;

1-(3-tert-Butyl-[1,2,4]oxadiazol-5-yl)-4-[3-(3-fluoro-4-methanesulfonylmethylphenoxy)propyl]piperidine;

5-[(1-[3-(1-Methylethyl)-1,2,4-oxadiazol-5-yl]-4-piperidinyl)methyl]oxy)-2-[4-(methylsulfonyl)phenyl]pyridine;

15 Isopropyl 4-(4-(2-fluoro-4-(methylsulfonyl)phenylamino)-6H-pyrimido[5,4-b][1,4]oxazin-8(7H)-yl)piperidine-1-carboxylate;

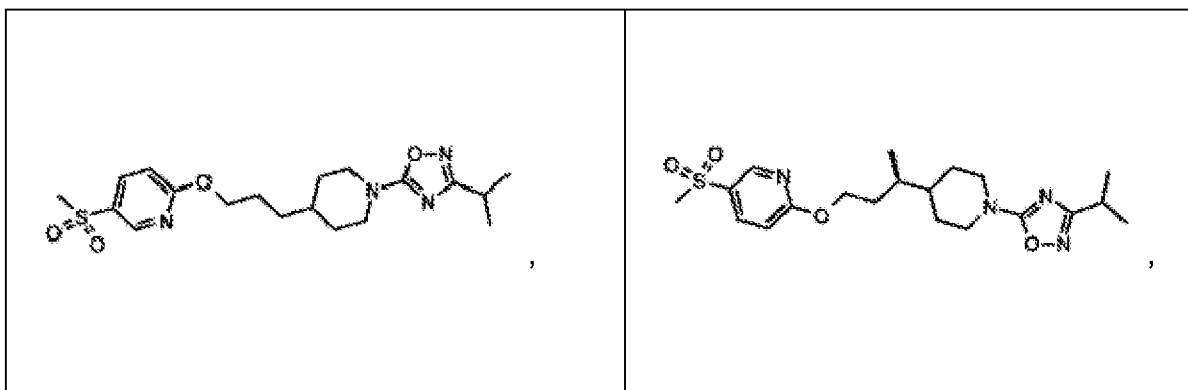
Isopropyl 9-anti-({7-[2-fluoro-4-(methylsulfonyl)phenyl]-6,7-dihydro-5H-pyrrolo[2,3-d]pyrimidin-4-yl}oxy)-3-oxa-7-azabicyclo[3.3.1]nonane-7-carboxylate;

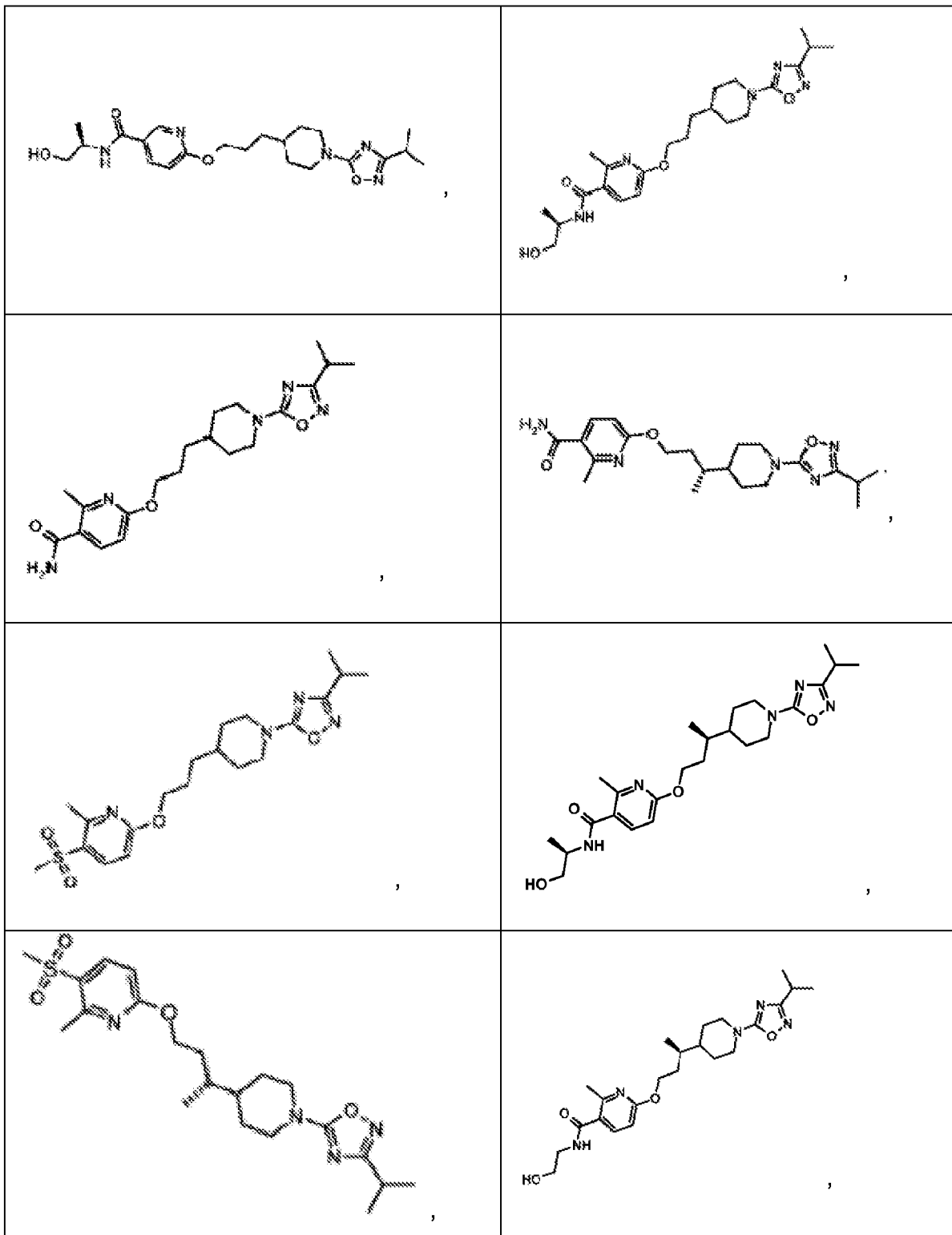
Isopropyl 9-syn-({7-[2-fluoro-4-(methylsulfonyl)phenyl]-6,7-dihydro-5H-pyrrolo[2,3-d]pyrimidin-4-yl}oxy)-3-oxa-7-azabicyclo[3.3.1]nonane-7-carboxylate;

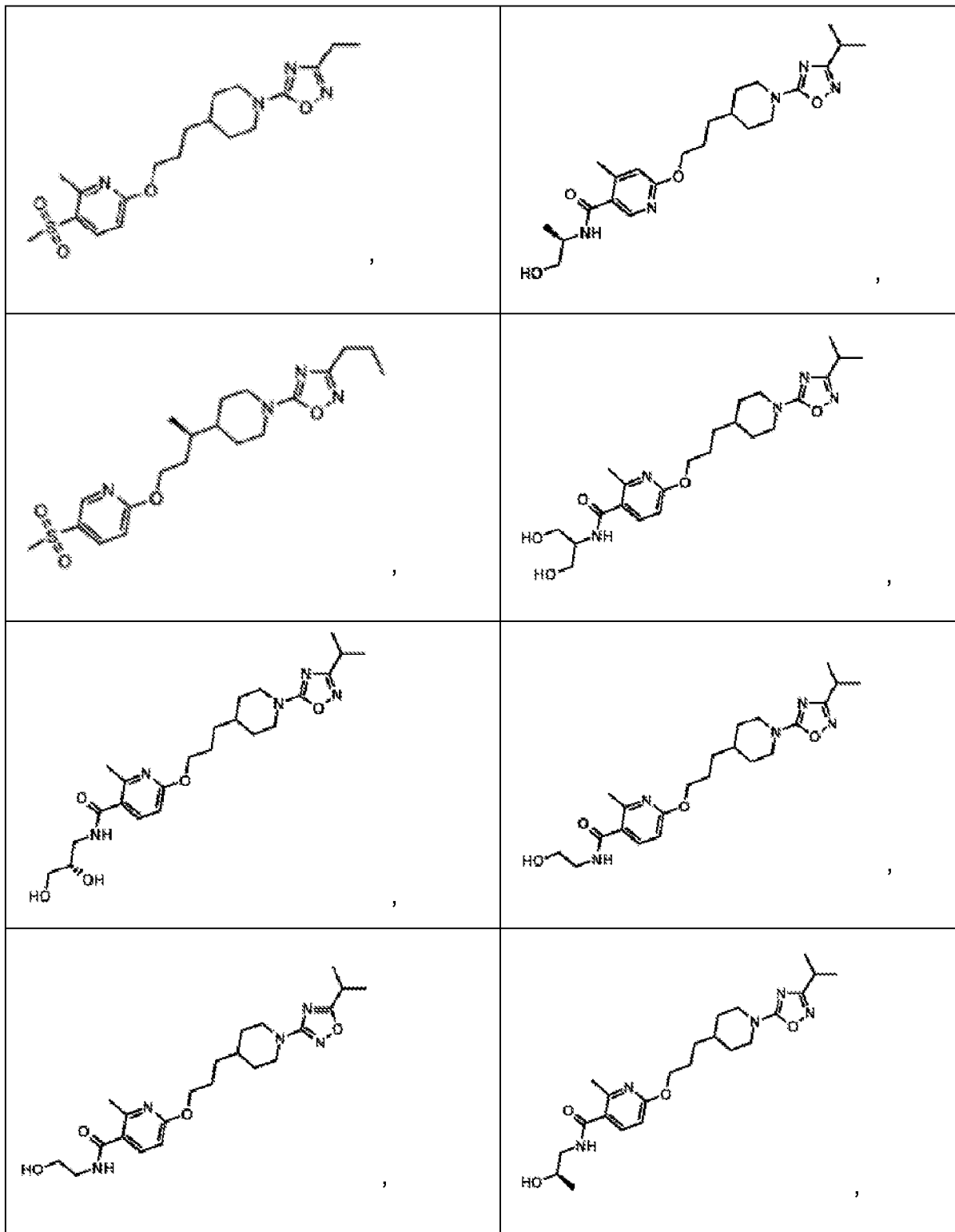
20 Isopropyl 9-anti-({6-[5-(methylsulfonyl)-2,3-dihydro-1H-indol-1-yl]pyrimidin-4-yl}oxy)-3-oxa-7-azabicyclo[3.3.1]nonane-7-carboxylate;

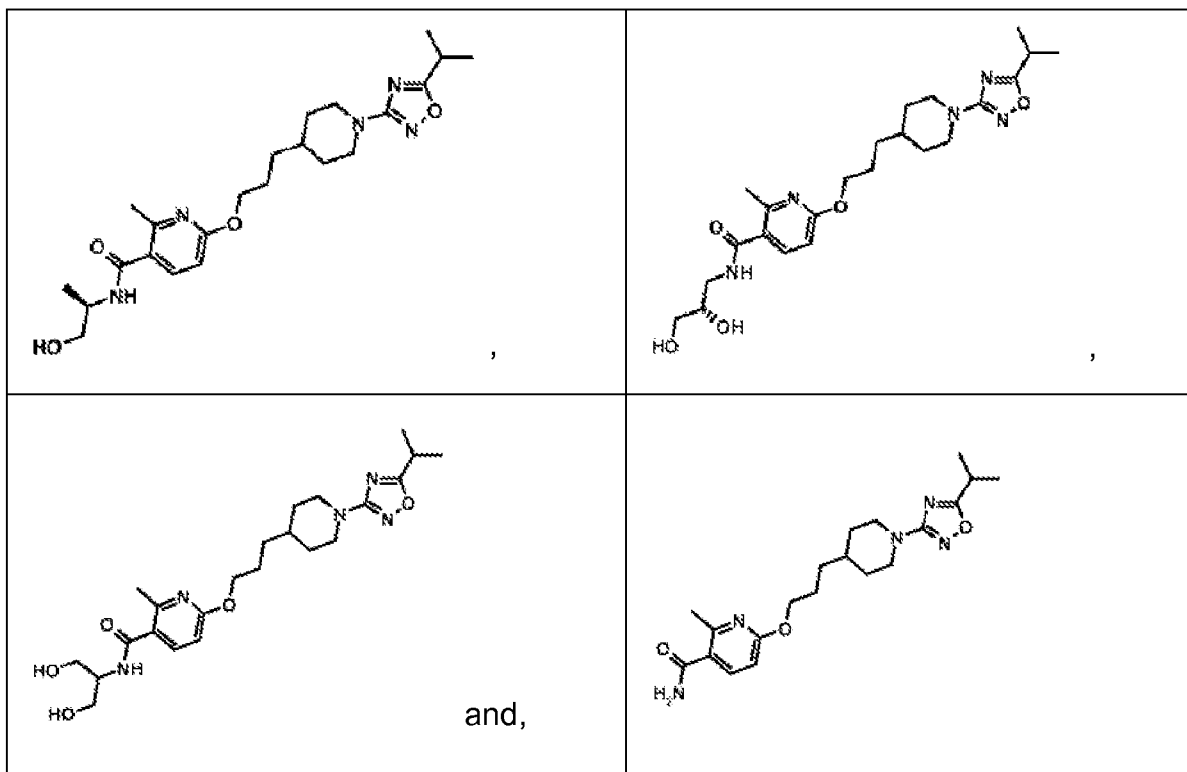
Isopropyl 9-syn-({6-[5-(methylsulfonyl)-2,3-dihydro-1H-indol-1-yl]pyrimidin-4-yl}oxy)-3-oxa-7-azabicyclo[3.3.1]nonane-7-carboxylate;

25









and the pharmaceutically acceptable salts thereof;

and a DPP-4 inhibitor, and the pharmaceutically acceptable salts thereof.

5

In another embodiment, the invention relates to a pharmaceutical combination as described in the embodiment immediately above wherein the DPP-4 inhibitor is 1-[(4-methyl-quinazolin-2-yl)methyl]-3-methyl-7-(2-butyn-1-yl)-8-(3-(*R*)-amino-piperidin-1-yl)-xanthine, or a pharmaceutically acceptable salt thereof.

10

In yet another embodiment, the invention relates to a pharmaceutical combination as described in the embodiment immediately above wherein the DPP-4 inhibitor is 1-[(4-methyl-quinazolin-2-yl)methyl]-3-methyl-7-(2-butyn-1-yl)-8-(3-(*R*)-amino-piperidin-1-yl)-xanthine.

15

In another embodiment, the invention relates to a pharmaceutical combination comprising a GPR119 agonist which is selected from the following compounds:

2-Fluoro-N-((*R*)-2-hydroxy-1-methylethyl)-4-{3-[1-(3-isopropyl-[1,2,4]oxadiazol-5-yl)piperidin-4-yl]propoxy}benzamide;

- 4-{3-[1-(3-tert-Butyl-[1,2,4]oxadiazol-5-yl)piperidin-4-yl]propoxy}-2-fluoro-N-((R)-2-hydroxy-1-methylethyl)benzamide;
- 4-{3-[1-(3-tert-Butyl-[1,2,4]oxadiazol-5-yl)piperidin-4-yl]propoxy}-N-((R)-2-hydroxy-1-methylethyl)-2-methylbenzamide;
- 5 4-{3-[1-(3-tert-Butyl-[1,2,4]oxadiazol-5-yl)piperidin-4-yl]propoxy}-N-ethyl-2-fluorobenzamide;
- 4-{3-[1-(3-tert-Butyl-[1,2,4]oxadiazol-5-yl)piperidin-4-yl]propoxy}-2-fluoro-N-(2-hydroxyethyl)benzamide;
- 4-{3-[1-(5-tert-Butyl-[1,2,4]oxadiazol-3-yl)piperidin-4-yl]propoxy}-2-fluoro-N-((R)-2-hydroxy-1-methylethyl)benzamide;
- 10 2-Fluoro-N-((R)-2-hydroxy-1-methylethyl)-4-{3-[1-(5-isopropyl-[1,2,4]oxadiazol-3-yl)piperidin-4-yl]propoxy}benzamide;
- N-((R)-2-Hydroxy-1-methylethyl)-4-{3-[1-(5-isopropyl-[1,2,4]oxadiazol-3-yl)piperidin-4-yl]propoxy}-2-methylbenzamide;
- 2-Fluoro-N-(2-hydroxyethyl)-4-{3-[1-(3-isopropyl-[1,2,4]oxadiazol-5-yl)piperidin-4-yl]propoxy}benzamide;
- 15 N-((R)-2-Hydroxy-1-methyl-ethyl)-4-{3-[1-(3-isopropyl-[1,2,4]oxadiazol-5-yl)piperidin-4-yl]propoxy}-2-methylbenzamide;
- N-((R)-2-Hydroxy-1-methylethyl)-4-((R)-3-[1-(3-isopropyl-[1,2,4]oxadiazol-5-yl)piperidin-4-yl]butoxy)-2-methylbenzamide;
- 20 2-Fluoro-N-((R)-2-hydroxy-1-methylethyl)-4-((R)-3-[1-(5-isopropyl-[1,2,4]oxadiazol-3-yl)piperidin-4-yl]butoxy}benzamide;
- N-(2-Hydroxyethyl)-4-{3-[1-(5-isopropyl-[1,2,4]oxadiazol-3-yl)piperidin-4-yl]propoxy}-2-methylbenzamide;
- 2-Fluoro-N-(2-hydroxyethyl)-4-{3-[1-(5-isopropyl-[1,2,4]oxadiazol-3-yl)piperidin-4-yl]propoxy}benzamide;
- 25 2-Fluoro-N-((R)-2-hydroxy-1-methylethyl)-4-{3-[1-(3-propyl-[1,2,4]oxadiazol-5-yl)piperidin-4-yl]propoxy}benzamide;
- 2-Fluoro-N-((R)-2-hydroxy-1-methylethyl)-4-{3-[1-(5-propyl-[1,2,4]oxadiazol-3-yl)piperidin-4-yl]propoxy}benzamide;
- 30 2-Fluoro-4-{3-[1-(3-isopropyl-[1,2,4]oxadiazol-5-yl)-piperidin-4-yl]propoxy}benzamide;
- 4-{3-[1-(3-Isopropyl-[1,2,4]oxadiazol-5-yl)-piperidin-4-yl]propoxy}-2-methylbenzamide;
- N-(2-Hydroxyethyl)-4-{3-[1-(3-isopropyl-[1,2,4]oxadiazol-5-yl)piperidin-4-yl]propoxy}-2-methylbenzamide;
- 2-Fluoro-N-((R)-2-hydroxypropyl)-4-{3-[1-(3-isopropyl-[1,2,4]oxadiazol-5-yl)piperidin-4-yl]propoxy}benzamide;
- 35

2-Fluoro-N-((S)-2-hydroxypropyl)-4-{3-[1-(3-isopropyl-[1,2,4]oxadiazol-5-yl)piperidin-4-yl]propoxy}benzamide;

N-((R)-2-Hydroxypropyl)-4-{3-[1-(3-isopropyl-[1,2,4]oxadiazol-5-yl)piperidin-4-yl]propoxy}-2-methylbenzamide;

5 2-Fluoro-N-(2-hydroxy-1-methylethyl)-4-{3-[1-(3-isopropyl-[1,2,4]oxadiazol-5-yl)piperidin-4-yl]propoxy}benzamide;

N-((R)-2-Hydroxy-1-methylethyl)-4-{3-[1-(3-isopropyl-[1,2,4]oxadiazol-5-yl)piperidin-4-yl]propoxy}benzamide;

10 N-((S)-2,3-Dihydroxypropyl)-2-fluoro-4-{3-[1-(3-isopropyl-[1,2,4]oxadiazol-5-yl)piperidin-4-yl]propoxy}benzamide;

N-((R)-2,3-Dihydroxypropyl)-2-fluoro-4-{3-[1-(3-isopropyl-[1,2,4]oxadiazol-5-yl)piperidin-4-yl]propoxy}benzamide;

N-(2-Hydroxy-1-methylethyl)-4-{3-[1-(3-isopropyl-[1,2,4]oxadiazol-5-yl)piperidin-4-yl]propoxy}-2-methylbenzamide;

15 4-{3-[1-(3-tert-Butyl-[1,2,4]oxadiazol-5-yl)piperidin-4-yl]propoxy}-N-(2-hydroxyethyl)-2-methylbenzamide;

N-(2-Hydroxy-1-hydroxymethylethyl)-4-{3-[1-(5-isopropyl-[1,2,4]oxadiazol-3-yl)piperidin-4-yl]propoxy}-2-methylbenzamide;

20 2-Fluoro-N-((S)-2-hydroxy-1-methylethyl)-4-{3-[1-(3-isopropyl-[1,2,4]oxadiazol-5-yl)piperidin-4-yl]propoxy}benzamide;

4-{3-[1-(5-Isopropyl-[1,2,4]oxadiazol-3-yl)piperidin-4-yl]propoxy}-2-methylbenzamide;

N-((S)-2,3-Dihydroxypropyl)-4-{3-[1-(5-isopropyl-[1,2,4]oxadiazol-3-yl)piperidin-4-yl]propoxy}-2-methylbenzamide;

4-((R)-3-[1-(3-Isopropyl-[1,2,4]oxadiazol-5-yl)-piperidin-4-yl]butoxy}-2-methylbenzamide;

25 2-Fluoro-N-(2-hydroxy-1-hydroxymethylethyl)-4-{3-[1-(3-isopropyl-[1,2,4]oxadiazol-5-yl)piperidin-4-yl]propoxy}benzamide;

N-(2-Hydroxy-1-hydroxymethylethyl)-4-{3-[1-(3-isopropyl-[1,2,4]oxadiazol-5-yl)piperidin-4-yl]propoxy}-2-methylbenzamide;

30 N-((S)-2,3-Dihydroxypropyl)-4-{3-[1-(3-isopropyl-[1,2,4]oxadiazol-5-yl)piperidin-4-yl]propoxy}-2-methylbenzamide;

4-{3-[1-(3-Isobutyl-[1,2,4]oxadiazol-5-yl)piperidin-4-yl]propoxy}-2-methylbenzamide;

N-((R)-2-Hydroxy-1-methylethyl)-4-{3-[1-(3-isobutyl-[1,2,4]oxadiazol-5-yl)-piperidin-4-yl]propoxy}-2-methylbenzamide;

35 N-(2-Hydroxy-1-hydroxymethylethyl)-4-{3-[1-(3-isobutyl-[1,2,4]oxadiazol-5-yl)piperidin-4-yl]propoxy}-2-methylbenzamide;

- 4-{3-[1-(3-tert-Butyl-[1,2,4]oxadiazol-5-yl)piperidin-4-yl]propoxy}-2-methylbenzamide;
 2-Methyl-4-{3-[1-(3-propyl-[1,2,4]oxadiazol-5-yl)-piperidin-4-yl]propoxy}-benzamide;
 N-(2-Hydroxy-1-hydroxymethylethyl)-2-methyl-4-{3-[1-(3-propyl-[1,2,4]oxadiazol-5-yl)-
 piperidin-4-yl]propoxy}benzamide;
- 5 4-{3-[1-(3-Ethyl-[1,2,4]oxadiazol-5-yl)-piperidin-4-yl]propoxy}-N-(2-hydroxy-1-hydroxymethyl-
 ethyl)-2-methylbenzamide;
 4-{3-[1-(3-Ethyl-[1,2,4]oxadiazol-5-yl)piperidin-4-yl]propoxy}-2-methylbenzamide;
 4-{3-[1-(3-Ethyl-[1,2,4]oxadiazol-5-yl)piperidin-4-yl]propoxy}-N-((R)-2-hydroxy-1-
 methylethyl)-2-methylbenzamide;
- 10 4-{3-[1-(3-Ethyl-[1,2,4]oxadiazol-5-yl)piperidin-4-yl]propoxy}-N-(2-hydroxyethyl)-2-
 methylbenzamide;
 5-[(1-[3-(1-Methylethyl)-1,2,4-oxadiazol-5-yl]-4-piperidinyl)methyl]oxy]-2-[4-
 (methylsulfonyl)phenyl]pyridine;
 Isopropyl 4-(4-(2-fluoro-4-(methylsulfonyl)phenylamino)-6H-pyrimido[5,4-b][1,4]oxazin-8(7H)-
 15 yl)piperidine-1-carboxylate;
 Isopropyl 9-anti-({7-[2-fluoro-4-(methylsulfonyl)phenyl]-6,7-dihydro-5H-pyrrolo[2,3-
 d]pyrimidin-4-yl}oxy)-3-oxa-7-azabicyclo[3.3.1]nonane-7-carboxylate;
 Isopropyl 9-syn-({7-[2-fluoro-4-(methylsulfonyl)phenyl]-6,7-dihydro-5H-pyrrolo[2,3-
 d]pyrimidin-4-yl}oxy)-3-oxa-7-azabicyclo[3.3.1]nonane-7-carboxylate;
- 20 Isopropyl 9-anti-({6-[5-(methylsulfonyl)-2,3-dihydro-1H-indol-1-yl]pyrimidin-4-yl}oxy)-3-oxa-7-
 azabicyclo[3.3.1]nonane-7-carboxylate; and
 Isopropyl 9-syn-({6-[5-(methylsulfonyl)-2,3-dihydro-1H-indol-1-yl]pyrimidin-4-yl}oxy)-3-oxa-7-
 azabicyclo[3.3.1]nonane-7-carboxylate;
 or a pharmaceutically acceptable salt thereof;
- 25 and a DPP-4 inhibitor.

In another embodiment, the invention relates to a pharmaceutical combination as described
 in the embodiment immediately above wherein the DPP-4 inhibitor is 1-[(4-methyl-quinazolin-
 30 2-yl)methyl]-3-methyl-7-(2-butyn-1-yl)-8-(3-(R)-amino-piperidin-1-yl)-xanthine.

In another embodiment, the invention relates to a pharmaceutical combination comprising a
 GPR119 agonist which is selected from the following compounds:
 N-((R)-2-Hydroxy-1-methylethyl)-4-{3-[1-(5-isopropyl-[1,2,4]oxadiazol-3-yl)piperidin-4-
 35 yl]propoxy}-2-methylbenzamide;

N-((R)-2-Hydroxy-1-methyl-ethyl)-4-{3-[1-(3-isopropyl-[1,2,4]oxadiazol-5-yl)piperidin-4-yl]propoxy}-2-methylbenzamide;

N-(2-Hydroxyethyl)-4-{3-[1-(3-isopropyl-[1,2,4]oxadiazol-5-yl)piperidin-4-yl]propoxy}-2-methylbenzamide;

5 N-(2-Hydroxy-1-hydroxymethylethyl)-4-{3-[1-(3-isopropyl-[1,2,4]oxadiazol-5-yl)piperidin-4-yl]propoxy}-2-methylbenzamide;

N-((S)-2,3-Dihydroxypropyl)-4-{3-[1-(3-isopropyl-[1,2,4]oxadiazol-5-yl)piperidin-4-yl]propoxy}-2-methylbenzamide; and

4-{3-[1-(3-Ethyl-[1,2,4]oxadiazol-5-yl)piperidin-4-yl]propoxy}-N-((R)-2-hydroxy-1-methylethyl)-
10 2-methylbenzamide;

or a pharmaceutically acceptable salt thereof;

and a DPP-4 inhibitor (such as e.g. linagliptin, sitagliptin, vildagliptin, saxagliptin, alogliptin, dutogliptin, teneligliptin, anagliptin or gemigliptin).

15 In another embodiment, the invention relates to a pharmaceutical combination as described in the embodiment immediately above wherein the DPP-4 inhibitor is 1-[(4-methyl-quinazolin-2-yl)methyl]-3-methyl-7-(2-butyn-1-yl)-8-(3-(R)-amino-piperidin-1-yl)-xanthine.

In another embodiment, the invention relates to a pharmaceutical combination comprising a
20 GPR119 agonist which is:

5-[(1-[3-(1-Methylethyl)-1,2,4-oxadiazol-5-yl]-4-piperidinyl)methyl]oxy]-2-[4-(methylsulfonyl)phenyl]pyridine;

or a pharmaceutically acceptable salt thereof;

and a DPP-4 inhibitor (such as e.g. linagliptin, sitagliptin, vildagliptin, saxagliptin, alogliptin,
25 dutogliptin, teneligliptin, anagliptin or gemigliptin).

In another embodiment, the invention relates to a pharmaceutical combination as described in the embodiment immediately above wherein the DPP-4 inhibitor is 1-[(4-methyl-quinazolin-2-yl)methyl]-3-methyl-7-(2-butyn-1-yl)-8-(3-(R)-amino-piperidin-1-yl)-xanthine.

30

Within the scope of the present invention it has now been found that a combination of a DPP-4 inhibitor (particularly BI 1356, also named as linagliptin) with a GPR119 agonist, each as defined herein, has advantageous properties, which make this combination particularly suitable for treating and/or preventing (including preventing the progression) of metabolic

diseases, particularly diabetes (especially type 2 diabetes mellitus) and conditions related thereto (e.g. diabetic complications).

Thus, the combinations according to the present invention may be useful in one or more of the following methods

- 5 - for preventing, slowing progression of, delaying, or treating a metabolic disorder;
- for improving glycemic control and/or for reducing of fasting plasma glucose, of postprandial plasma glucose and/or of glycosylated hemoglobin HbA1c;
- for preventing, slowing, delaying or reversing progression from impaired glucose
- 10 tolerance, insulin resistance and/or from metabolic syndrome to type 2 diabetes mellitus;
- for preventing, slowing progression of, delaying or treating of a condition or disorder selected from the group consisting of complications of diabetes mellitus;
- for reducing the weight or preventing an increase of the weight or facilitating a reduction of the weight;
- 15 - for preventing or treating the degeneration of pancreatic beta cells and/or for improving and/or restoring the functionality of pancreatic beta cells and/or restoring the functionality of pancreatic insulin secretion; and/or
- for maintaining and/or improving the insulin sensitivity and/or for treating or preventing hyperinsulinemia and/or insulin resistance.

20

Further, the combinations according to the present invention may be useful in a method for increasing plasma GLP-1 levels.

Accordingly, examples of such metabolic diseases or disorders amenable to the therapy of this invention include, without being restricted to, Type 1 diabetes, Type 2 diabetes,

25 inadequate glucose tolerance, insulin resistance, hyperglycemia, hyperlipidemia, hypercholesterolemia, hypertriglyceridemia, dyslipidemia, syndrome X, metabolic syndrome, obesity, hypertension, chronic systemic inflammation, retinopathy, neuropathy, nephropathy, atherosclerosis, endothelial dysfunction and osteoporosis.

30

In a certain embodiment, the combinations of this invention may be useful for anti-diabetic therapy or prophylaxis in diabetic (especially obese) patients suffering from severe or highly insulin resistance.

Thus, the present invention provides a combination therapeutic product (pharmaceutical combination) or a pharmaceutical composition comprising a DPP-4 inhibitor as defined herein (particularly BI 1356) and a GPR119 agonist as defined herein.

- 5 The present invention further provides a pharmaceutical combined preparation comprising a DPP-4 inhibitor as defined herein (particularly BI 1356) and a GPR119 agonist as defined herein.

10 Within this invention it is to be understood that the combinations or combined uses according to this invention envisage the simultaneous, sequential or separate administration of the components. It will be appreciated that the DPP-4 inhibitor and the GPR119 agonist can be administered in a single dosage form or each in separate dosage forms. When the DPP-4 inhibitor and the GPR119 agonist are in separate dosage forms, they can be administered by different routes. Where the administration of the active components is sequential or separate,
15 the delay in administering the second component should preferably not be such as to lose the beneficial effect of the combination therapy. In this context, sequential administration may also include (without being limited to), for example, alternate administration of the active components.

20 Thus, for avoidance of any doubt, the present invention provides a combination therapeutic product or a pharmaceutical composition comprising a DPP-4 inhibitor as defined herein (particularly BI 1356) and a GPR119 agonist as defined herein, for simultaneous, sequential or separate use in the treatment or prevention of metabolic diseases, particularly type 2 diabetes mellitus and conditions related thereto.

25 The present invention further provides a pharmaceutical composition comprising a DPP-4 inhibitor as defined herein (particularly BI 1356) in combination with a GPR119 agonist as defined herein, and optionally one or more pharmaceutically acceptable carriers and/or diluents.

30 The present invention further provides a pharmaceutical composition which comprises a DPP-4 inhibitor as defined herein (particularly BI 1356) and a GPR119 agonist as defined herein, formulated altogether, in conjunction or as admixture with one or more inert diluents and/or carriers. Such a composition conveniently provides the combination therapeutic
35 product of the invention for simultaneous or concurrent therapeutic use.

The present invention further provides a pharmaceutical composition or dosage form comprising

a first composition comprising a DPP-4 inhibitor as defined herein (particularly BI 1356) and

5 optionally one or more inert carriers and/or diluents, and

a second composition comprising a GPR119 agonist as defined herein and optionally one or more inert carriers and/or diluents.

Such a combination conveniently provides the combination therapeutic product of the invention for (chronologically) staggered, sequential or separate therapeutic use.

10

Conveniently, such a pharmaceutical composition of the invention comprises a kit-of-parts comprising a first container with a suitable composition comprising a DPP-4 inhibitor as defined herein and a second container with a suitable composition comprising a GPR119 agonist as defined herein, optionally together with instructions for simultaneous, sequential or

15

separate use in therapy.

The compositions of the invention may be in a form suitable for oral use (e.g. as tablets, capsules, aqueous or oily suspensions, emulsions or dispersible powders or granules), for parenteral administration (e.g. as a sterile aqueous or oily solution or suspension for

20

intravenous, subcutaneous, intramuscular or intravascular dosing), for topical use (e.g. as creams, gels or ointments) or as a suppository for rectal dosing. Preferably the compositions of the invention are in form suitable for oral dose, for example as tablets or capsules.

The compositions of DPP-4 inhibitor and the GPR119 agonist, either individually or in

25

combination, may be obtained by conventional procedures using suitable conventional pharmaceutically acceptable diluents and/or carriers. Further details or features of these compositions and their preparation may be found in the disclosure of the present application (including the disclosures of the herein-mentioned references).

30

The present invention further provides the use of combination therapeutic product according to this invention for the manufacture of a medicament for treating and/or preventing metabolic diseases, particularly type 2 diabetes mellitus and conditions related thereto.

The present invention further provides the use of a DPP-4 inhibitor as defined herein

35

(particularly BI 1356) and a GPR119 agonist as defined herein for the manufacture of a

combination therapeutic product (e.g. a pharmaceutical composition for administering simultaneously, sequentially or separately) for treating and/or preventing metabolic diseases, particularly type 2 diabetes mellitus.

5 The present invention further provides a method of treating and/or preventing metabolic diseases, particularly type 2 diabetes mellitus, said method comprising simultaneously, sequentially or separately administering to a subject in need thereof an effective amount of a DPP-4 inhibitor as defined herein (particularly BI 1356) and an effective amount of a GPR
10 119 agonist as defined herein.

10

The present invention further provides a DPP-4 inhibitor as defined herein (particularly BI 1356) for use in combination with a GPR119 agonist as defined herein. The present invention further provides a GPR119 agonist as defined herein for use in combination with a
15 DPP-4 inhibitor agonist (particularly BI 1356) as defined herein.

15

The present invention further provides a DPP-4 inhibitor in combination with a GPR119 agonist for use in the therapies described herein.

20 Other aspects of the present invention may become apparent to the skilled person from the foregoing and following remarks.

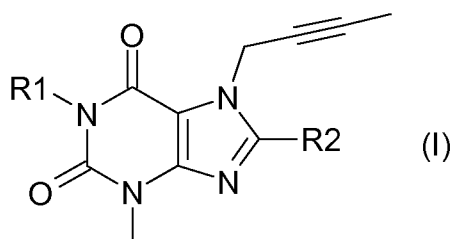
A DPP-4 inhibitor within the meaning of the present invention includes, without being limited to, any of those DPP-4 inhibitors mentioned hereinabove and hereinbelow, preferably orally active DPP-4 inhibitors.

25

A GPR119 agonist within the meaning of the present invention includes, without being limited to, any of those GPR119 agonists mentioned hereinabove and hereinbelow, preferably orally active GPR119 agonists.

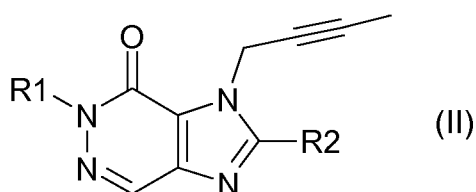
30 A special DPP-4 inhibitor within the meaning of this invention may be such an oral DPP-4 inhibitor, which and whose active metabolites have preferably a relatively wide (e.g. about > 100 fold) therapeutic window and/or, especially, that are primarily eliminated via hepatic metabolism or biliary excretion.

In a first embodiment (embodiment **A**), a DPP-4 inhibitor in the context of the present invention is any DPP-4 inhibitor of formula (I)

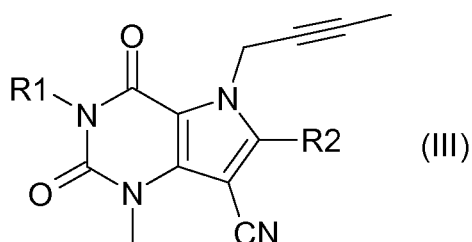


5

or formula (II)

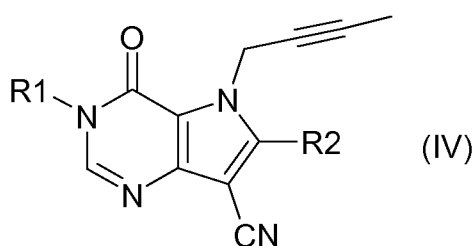


or formula (III)



10

or formula (IV)



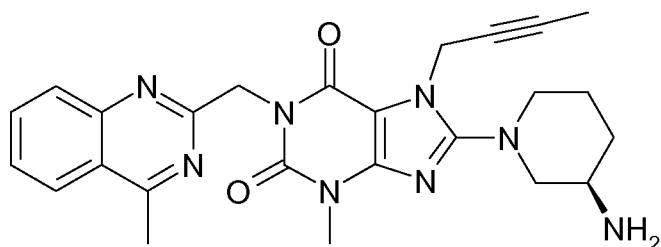
15 wherein **R1** denotes ([1,5]naphthyridin-2-yl)methyl, (quinazolin-2-yl)methyl, (quinoxalin-6-yl)methyl, (4-methyl-quinazolin-2-yl)methyl, 2-cyano-benzyl, (3-cyano-quinolin-2-yl)methyl, (3-cyano-pyridin-2-yl)methyl, (4-methyl-pyrimidin-2-yl)methyl, or (4,6-dimethyl-pyrimidin-2-yl)methyl and **R2** denotes 3-(*R*)-amino-piperidin-1-yl, (2-amino-2-methyl-propyl)-methylamino

or (2-(S)-amino-propyl)-methylamino,
or its pharmaceutically acceptable salt.

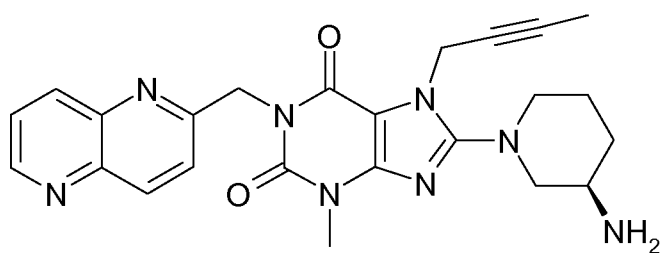
- In a second embodiment (embodiment **B**), a DPP-4 inhibitor in the context of the present invention is a DPP-4 inhibitor selected from the group consisting of
- 5 sitagliptin, vildagliptin, saxagliptin, alogliptin,
(2S)-1-{{2-(5-Methyl-2-phenyl-oxazol-4-yl)-ethylamino}-acetyl}-pyrrolidine-2-carbonitrile,
(2S)-1-{{1,1,-Dimethyl-3-(4-pyridin-3-yl-imidazol-1-yl)-propylamino}-acetyl}-pyrrolidine-2-carbonitrile,
- 10 (S)-1-((2S,3S,11bS)-2-Amino-9,10-dimethoxy-1,3,4,6,7,11b-hexahydro-2H-pyrido[2,1-a]isoquinolin-3-yl)-4-fluoromethyl-pyrrolidin-2-one,
(3,3-Difluoropyrrolidin-1-yl)-((2S,4S)-4-(4-(pyrimidin-2-yl)piperazin-1-yl)pyrrolidin-2-yl)methanone,
(1((3S,4S)-4-amino-1-(4-(3,3-difluoropyrrolidin-1-yl)-1,3,5-triazin-2-yl)pyrrolidin-3-yl)-5,5-difluoropiperidin-2-one,
- 15 (2S,4S)-1-{2-[(3S,1R)-3-(1H-1,2,4-Triazol-1-ylmethyl)cyclopentylamino]-acetyl}-4-fluoropyrrolidine-2-carbonitrile,
(R)-2-[6-(3-Amino-piperidin-1-yl)-3-methyl-2,4-dioxo-3,4-dihydro-2H-pyrimidin-1-ylmethyl]-4-fluoro-benzonitrile,
- 20 5-{{(S)-2-[2-((S)-2-Cyano-pyrrolidin-1-yl)-2-oxo-ethylamino]-propyl}-5-(1H-tetrazol-5-yl)-10,11-dihydro-5H-dibenzo[a,d]cycloheptene-2,8-dicarboxylic acid bis-dimethylamide,
3-{{(2S,4S)-4-[4-(3-Methyl-1-phenyl-1H-pyrazol-5-yl)piperazin-1-yl]pyrrolidin-2-ylcarbonyl}thiazolidine,
[(2R)-1-{{(3R)-pyrrolidin-3-ylamino}acetyl}pyrrolidin-2-yl]boronic acid,
- 25 (2S,4S)-1-2-[[4-ethoxycarbonylbicyclo[2.2.2]oct-1-yl)amino]acetyl]-4-fluoropyrrolidine-2-carbonitrile,
2-{{6-[(3R)-3-amino-3-methylpiperidin-1-yl]-1,3-dimethyl-2,4-dioxo-1,2,3,4-tetrahydro-5H-pyrrolo[3,2-d]pyrimidin-5-yl}methyl}-4-fluorobenzonitrile,
6-[(3R)-3-amino-piperidin-1-yl]-5-(2-chloro-5-fluoro-benzyl)-1,3-dimethyl-1,5-dihydro-pyrrolo[3,2-d]pyrimidine-2,4-dione, and
- 30 (S)-2-methylpyrazolo[1,5-a]primidine-6-carboxylic acid {2-[(2-cyanopyrrolidin-1-yl)-2-oxoethylamino]-2-methylpropyl}amide,
or its pharmaceutically acceptable salt.

Regarding the first embodiment (embodiment **A**), preferred DPP-4 inhibitors are any or all of the following compounds and their pharmaceutically acceptable salts:

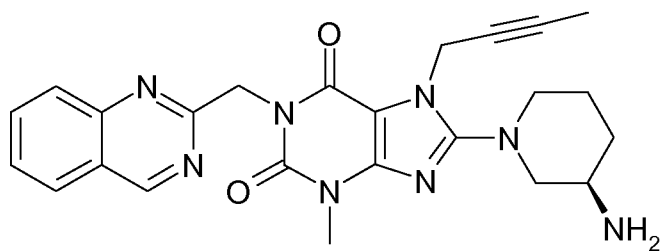
- 1-[(4-methyl-quinazolin-2-yl)methyl]-3-methyl-7-(2-butyn-1-yl)-8-(3-(*R*)-amino-piperidin-1-yl)-xanthine (compare WO 2004/018468, example 2(142)):



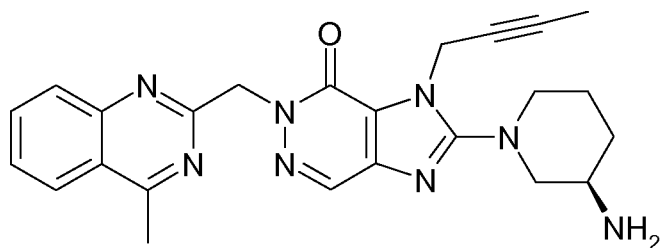
- 1-[[[1,5]naphthyridin-2-yl)methyl]-3-methyl-7-(2-butyn-1-yl)-8-((*R*)-3-amino-piperidin-1-yl)-xanthine (compare WO 2004/018468, example 2(252)):



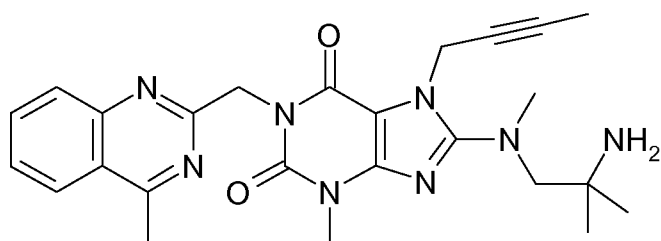
- 1-[(Quinazolin-2-yl)methyl]-3-methyl-7-(2-butyn-1-yl)-8-((*R*)-3-amino-piperidin-1-yl)-xanthine (compare WO 2004/018468, example 2(80)):



- 2-((*R*)-3-Amino-piperidin-1-yl)-3-(but-2-ynyl)-5-(4-methyl-quinazolin-2-ylmethyl)-3,5-dihydro-imidazo[4,5-d]pyridazin-4-one (compare WO 2004/050658, example 136):

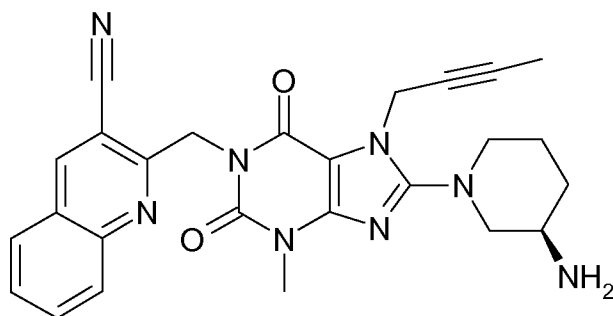


- 1-[(4-Methyl-quinazolin-2-yl)methyl]-3-methyl-7-(2-butyn-1-yl)-8-[(2-amino-2-methyl-propyl)-methylamino]-xanthine (compare WO 2006/029769, example 2(1)):



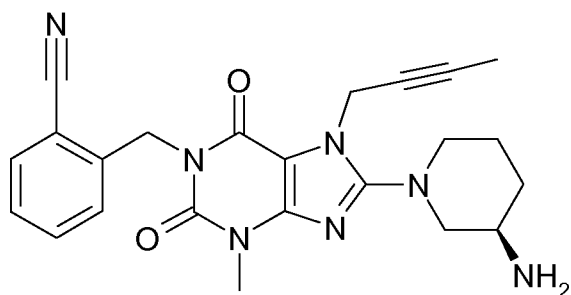
5

- 1-[(3-Cyano-quinolin-2-yl)methyl]-3-methyl-7-(2-butyn-1-yl)-8-((R)-3-amino-piperidin-1-yl)-xanthine (compare WO 2005/085246, example 1(30)):

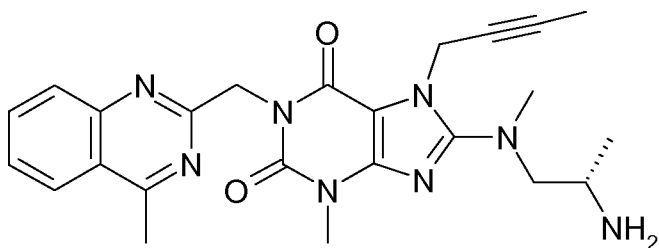


10

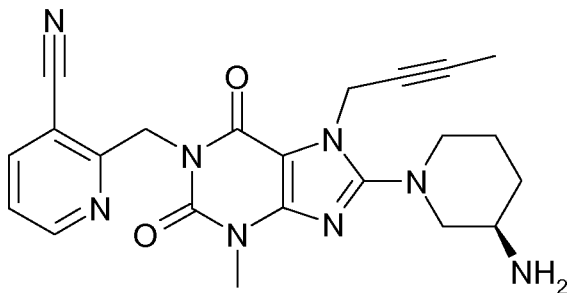
- 1-(2-Cyano-benzyl)-3-methyl-7-(2-butyn-1-yl)-8-((R)-3-amino-piperidin-1-yl)-xanthine (compare WO 2005/085246, example 1(39)):



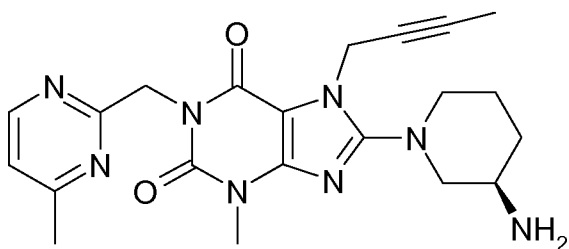
- 1-[(4-Methyl-quinazolin-2-yl)methyl]-3-methyl-7-(2-butyn-1-yl)-8-[(S)-(2-amino-propyl)-methylamino]-xanthine (compare WO 2006/029769, example 2(4)):



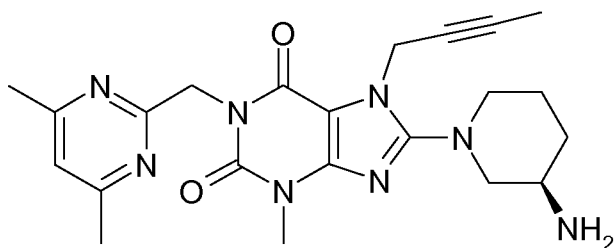
- 5 • 1-[(3-Cyano-pyridin-2-yl)methyl]-3-methyl-7-(2-butyn-1-yl)-8-((R)-3-amino-piperidin-1-yl)-xanthine (compare WO 2005/085246, example 1(52)):



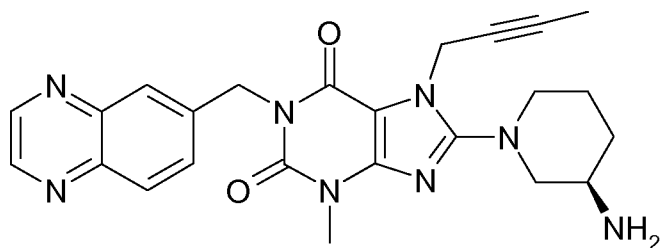
- 10 • 1-[(4-Methyl-pyrimidin-2-yl)methyl]-3-methyl-7-(2-butyn-1-yl)-8-((R)-3-amino-piperidin-1-yl)-xanthine (compare WO 2005/085246, example 1(81)):



- 1-[(4,6-Dimethyl-pyrimidin-2-yl)methyl]-3-methyl-7-(2-butyn-1-yl)-8-((R)-3-amino-piperidin-1-yl)-xanthine (compare WO 2005/085246, example 1(82)):



- 1-[(Quinoxalin-6-yl)methyl]-3-methyl-7-(2-butyn-1-yl)-8-((*R*)-3-amino-piperidin-1-yl)-xanthine (compare WO 2005/085246, example 1(83)):



5 These DPP-4 inhibitors are distinguished from structurally comparable DPP-4 inhibitors, as they combine exceptional potency and a long-lasting effect with favourable pharmacological properties, receptor selectivity and a favourable side-effect profile or bring about unexpected therapeutic advantages or improvements when combined with other pharmaceutical active substances. Their preparation is disclosed in the publications mentioned.

10

A more preferred DPP-4 inhibitor among the abovementioned DPP-4 inhibitors of embodiment **A** of this invention is 1-[(4-methyl-quinazolin-2-yl)methyl]-3-methyl-7-(2-butyn-1-yl)-8-(3-(*R*)-amino-piperidin-1-yl)-xanthine, particularly the free base thereof (which is also known as BI 1356 or linagliptin), referred herein as "Cpd. A".

15

GPR119 agonists within the meaning of this invention may be selected from those compounds specifically described in the above-cited GPR119 agonist references (especially from those generic or specific compounds disclosed therein as preferred, or with specified activity data or with beneficial or useful effect), particularly from those species disclosed in those GPR119 agonist references to which particular reference is made herein, such as e.g. any GPR119 agonist selected from the left column of Table 1 as given later in this application.

20

Unless otherwise noted, according to this invention it is to be understood that the definitions of the active compounds (including the DPP-4 inhibitors and GPR119 agonists) mentioned hereinabove and hereinbelow also comprise their pharmaceutically acceptable salts as well as hydrates, solvates and polymorphic forms thereof. With respect to salts, hydrates and polymorphic forms thereof, as well as processes of preparation, particular reference is made to those which are referred to herein.

25

30

With respect to embodiment **A**, the methods of synthesis for the DPP-4 inhibitors according to embodiment **A** of this invention are known to the skilled person. Advantageously, the DPP-4 inhibitors according to embodiment **A** of this invention can be prepared using synthetic methods as described in the literature. Thus, for example, purine derivatives of formula (I) can be obtained as described in WO 2002/068420, WO 2004/018468, WO 2005/085246, WO 2006/029769 or WO 2006/048427, the disclosures of which are incorporated herein. Purine derivatives of formula (II) can be obtained as described, for example, in WO 2004/050658 or WO 2005/110999, the disclosures of which are incorporated herein. Purine derivatives of formula (III) and (IV) can be obtained as described, for example, in WO 2006/068163, WO 2007/071738 or WO 2008/017670, the disclosures of which are incorporated herein. The preparation of those DPP-4 inhibitors, which are specifically mentioned hereinabove, is disclosed in the publications mentioned in connection therewith. Polymorphous crystal modifications and formulations of particular DPP-4 inhibitors are disclosed in WO 2007/128721 and WO 2007/128724, respectively, the disclosures of which are incorporated herein in their entireties. Formulations of particular DPP-4 inhibitors with metformin or other combination partners are described in PCT/EP2009053978, the disclosure of which is incorporated herein in its entirety. Typical dosage strengths of the dual combination of BI 1356 / metformin (in immediate release form) are 2.5/500 mg, 2.5/850 mg and 2.5/1000 mg, each of which may be administered orally once or twice daily, in particular twice daily.

With respect to embodiment **B**, the methods of synthesis for the DPP-4 inhibitors of embodiment **B** are described in the scientific literature and/ or in published patent documents, particularly in those cited herein.

For pharmaceutical application in warm-blooded vertebrates, particularly humans, the compounds of this invention are usually used in dosages from 0.001 to 100 mg/kg body weight, preferably at 0.1-15 mg/kg, in each case 1 to 4 times a day. For this purpose, the compounds, optionally combined with other active substances, may be incorporated together with one or more inert conventional carriers and/or diluents, e.g. with corn starch, lactose, glucose, microcrystalline cellulose, magnesium stearate, polyvinylpyrrolidone, citric acid, tartaric acid, water, water/ethanol, water/glycerol, water/sorbitol, water/polyethylene glycol, propylene glycol, cetylstearyl alcohol, carboxymethylcellulose or fatty substances such as hard fat or suitable mixtures thereof into conventional galenic preparations such as plain or coated tablets, capsules, powders, suspensions or suppositories.

The pharmaceutical compositions according to this invention comprising the DPP-4 inhibitors as defined herein are thus prepared by the skilled person using pharmaceutically acceptable formulation excipients as described in the art. Examples of such excipients include, without
5 being restricted to diluents, binders, carriers, fillers, lubricants, flow promoters, crystallisation retardants, disintegrants, solubilizers, colorants, pH regulators, surfactants and emulsifiers.

Examples of suitable diluents for compounds according to embodiment **A** include cellulose powder, calcium hydrogen phosphate, erythritol, low substituted hydroxypropyl cellulose,
10 mannitol, pregelatinized starch or xylitol.

Examples of suitable lubricants for compounds according to embodiment **A** include talc, polyethyleneglycol, calcium behenate, calcium stearate, hydrogenated castor oil or magnesium stearate.
15

Examples of suitable binders for compounds according to embodiment **A** include copovidone (copolymerisates of vinylpyrrolidon with other vinylderivates), hydroxypropyl methylcellulose (HPMC), hydroxypropylcellulose (HPC), polyvinylpyrrolidon (povidone), pregelatinized starch, or low-substituted hydroxypropylcellulose (L-HPC).
20

Examples of suitable disintegrants for compounds according to embodiment **A** include corn starch or crospovidone.

Suitable methods of preparing pharmaceutical formulations of the DPP-4 inhibitors according to embodiment **A** of the invention are
25

- direct tableting of the active substance in powder mixtures with suitable tableting excipients;
- granulation with suitable excipients and subsequent mixing with suitable excipients and subsequent tableting as well as film coating; or
30
- packing of powder mixtures or granules into capsules.

Suitable granulation methods are

- wet granulation in the intensive mixer followed by fluidised bed drying;
- one-pot granulation;
- fluidised bed granulation; or
35

- dry granulation (e.g. by roller compaction) with suitable excipients and subsequent tableting or packing into capsules.

5 For details on dosage forms, formulations and administration, as well as on methods of preparation, of GPR119 agonists and DPP-4 inhibitors of this invention, reference is made to scientific literature and/ or published patent documents, particularly to those cited herein.

10 For example, doses for the GPR119 agonists include, but not limited to, about 0.001 mg to about 25, 50, 100, 250, 500, 1000, 2500 or 5000 mg, conveniently be presented in a single dose or as divided doses administered at appropriate intervals, e.g. as two, three, four or more sub-doses per patient per day.

15 With respect to the first embodiment (embodiment **A**), the dosage typically required of the DPP-4 inhibitors mentioned herein in embodiment **A** when administered intravenously is 0.1 mg to 10 mg, preferably 0.25 mg to 5 mg, and when administered orally is 0.5 mg to 100 mg, preferably 2.5 mg to 50 mg or 0.5 mg to 10 mg, more preferably 2.5 mg to 10 mg or 1 mg to 5 mg, in each case 1 to 4 times a day. Thus, e.g. the dosage of 1-[(4-methyl-quinazolin-2-yl)methyl]-3-methyl-7-(2-butyn-1-yl)-8-(3-(R)-amino-piperidin-1-yl)-xanthine when administered orally is 0.5 mg to 10 mg per patient per day, preferably 2.5 mg to 10 mg
20 or 1 mg to 5 mg per patient per day.

A dosage form prepared with a pharmaceutical composition comprising a DPP-4 inhibitor mentioned herein in embodiment **A** contain the active ingredient in a dosage range of 0.1-100 mg. Thus, e.g. particular dosage strengths of 1-[(4-methyl-quinazolin-2-yl)methyl]-3-
25 methyl-7-(2-butyn-1-yl)-8-(3-(R)-amino-piperidin-1-yl)-xanthine are 0.5 mg, 1 mg, 2.5 mg, 5 mg and 10 mg.

30 With respect to the second embodiment (embodiment **B**), the doses of DPP-4 inhibitors mentioned herein in embodiment **B** to be administered to mammals, for example human beings, of, for example, approximately 70 kg body weight, may be generally from about 0.5 mg to about 350 mg, for example from about 10 mg to about 250 mg, preferably 20-200 mg, more preferably 20-100 mg, of the active moiety per person per day, or from about 0.5 mg to about 20 mg, preferably 2.5-10 mg, per person per day, divided preferably into 1 to 4 single doses which may, for example, be of the same size. Single dosage strengths comprise, for
35 example, 10, 25, 40, 50, 75, 100, 150 and 200 mg of the DPP-4 inhibitor active moiety.

A dosage strength of the DPP-4 inhibitor sitagliptin is usually between 25 and 200 mg of the active moiety. A recommended dose of sitagliptin is 100 mg calculated for the active moiety (free base anhydrate) once daily. Unit dosage strengths of sitagliptin free base anhydrate (active moiety) are 25, 50, 75, 100, 150 and 200 mg. Particular unit dosage strengths of sitagliptin (e.g. per tablet) are 25, 50 and 100 mg. An equivalent amount of sitagliptin phosphate monohydrate to the sitagliptin free base anhydrate is used in the pharmaceutical compositions, namely, 32.13, 64.25, 96.38, 128.5, 192.75, and 257 mg, respectively. Adjusted dosages of 25 and 50 mg sitagliptin are used for patients with renal failure. Typical dosage strengths of the dual combination of sitagliptin / metformin are 50/500 mg and 50/1000 mg, each of which may be administered orally once or twice daily, in particular twice daily.

A dosage range of the DPP-4 inhibitor vildagliptin is usually between 10 and 150 mg daily, in particular between 25 and 150 mg, 25 and 100 mg or 25 and 50 mg or 50 and 100 mg daily. Particular examples of daily oral dosage are 25, 30, 35, 45, 50, 55, 60, 80, 100 or 150 mg. In a more particular aspect, the daily administration of vildagliptin may be between 25 and 150 mg or between 50 and 100 mg. In another more particular aspect, the daily administration of vildagliptin may be 50 or 100 mg. The application of the active ingredient may occur up to three times a day, preferably one or two times a day. Particular dosage strengths are 50 mg or 100 mg vildagliptin. Typical dosage strengths of the dual combination of vildagliptin / metformin are 50/850 mg and 50/1000 mg, each of which may be administered orally once or twice daily, in particular twice daily.

Alogliptin may be administered to a patient at a daily dose of between 5 mg/day and 250 mg/day, optionally between 10 mg and 200 mg, optionally between 10 mg and 150 mg, and optionally between 10 mg and 100 mg of alogliptin (in each instance based on the molecular weight of the free base form of alogliptin). Thus, specific dosage amounts that may be used include, but are not limited to 10 mg, 12.5 mg, 20 mg, 25 mg, 50 mg, 75 mg and 100 mg of alogliptin per day. Alogliptin may be administered in its free base form or as a pharmaceutically acceptable salt.

Saxagliptin may be administered to a patient at a daily dose of between 2.5 mg/day and 100 mg/day, optionally between 2.5 mg and 50 mg. Specific dosage amounts that may be used include, but are not limited to 2.5 mg, 5 mg, 10 mg, 15 mg, 20 mg, 30 mg, 40 mg, 50 mg and

100 mg of saxagliptin per day. Typical dosage strengths of the dual combination of saxagliptin / metformin are 2.5/500 mg and 2.5/1000 mg, each of which may be administered orally once or twice daily, in particular twice daily.

- 5 A special embodiment of the DPP-4 inhibitors of this invention refers to those orally administered DPP-4 inhibitors which are therapeutically efficacious at low dose levels, e.g. at dose levels < 100 mg or < 70 mg per patient per day, preferably < 50 mg, more preferably < 30 mg or < 20 mg, even more preferably from 1 mg to 10 mg per patient per day, particularly from 1 mg to 5 mg (more particularly 5 mg), per patient per day (if required, divided into 1 to 4 single doses, particularly 1 or 2 single doses, which may be of the same size), preferentially, administered orally once- or twice daily (more preferentially once-daily), advantageously administered at any time of day, with or without food. Thus, for example, the daily oral amount 5 mg BI 1356 can be given in a once daily dosing regimen (i.e. 5 mg BI 1356 once daily) or in a twice daily dosing regimen (i.e. 2.5 mg BI 1356 twice daily), at any time of day, with or without food.

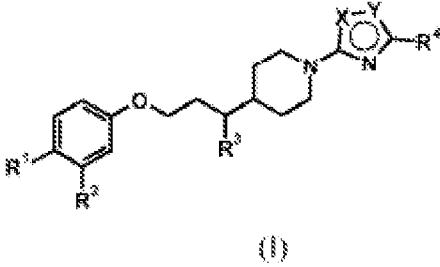
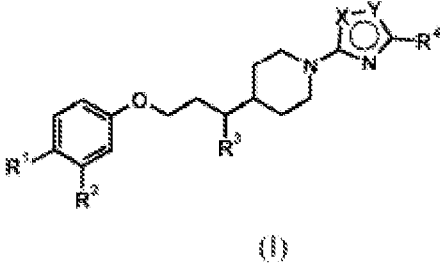
A particularly preferred DPP-4 inhibitor to be emphasized within the meaning of this invention is 1-[(4-methyl-quinazolin-2-yl)methyl]-3-methyl-7-(2-butyn-1-yl)-8-(3-(*R*)-amino-piperidin-1-yl)-xanthine free base (also known as BI 1356). BI 1356 exhibits high potency, 24h duration of action, and a wide therapeutic window. With low therapeutic doses of about ≥ 5 mg, BI 1356 acts as a true once-daily oral drug with a full 24 h duration of DPP-4 inhibition. At therapeutic oral dose levels, BI 1356 is mainly excreted via the liver and only to a minor extent (about < 7% of the administered oral dose) via the kidney.

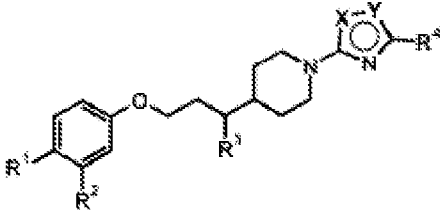
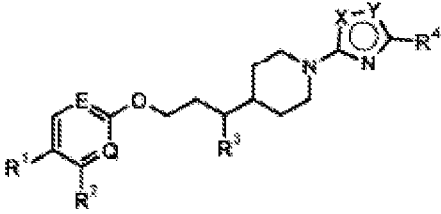
- 25 For illustrative example, the pharmaceutical compositions, methods and uses according to this invention relate to any of the combinations 1-24 as indicated in the following Table 1:

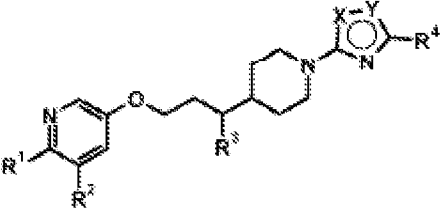
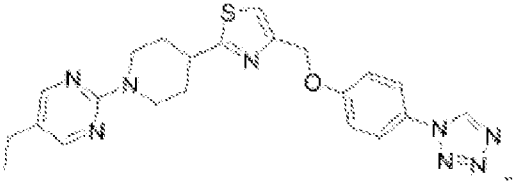
Table 1

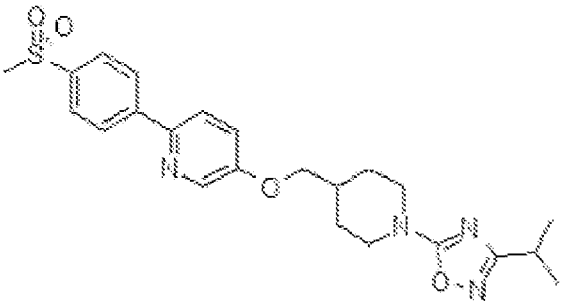
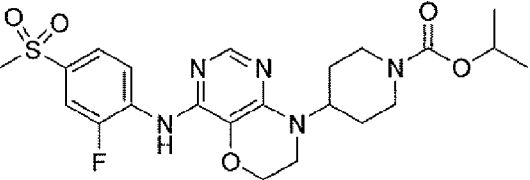
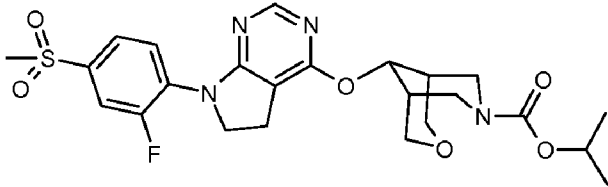
No.	GPR119 agonist	DPP-4 inhibitor
1	4-[6-(6-methanesulfonyl-2-methyl-pyridin-3-ylamino)-5-methyl-pyrimidin-4-yloxy]-piperidine-1-carboxylic acid isopropyl ester	Cpd. A

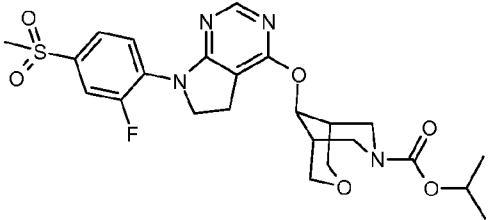
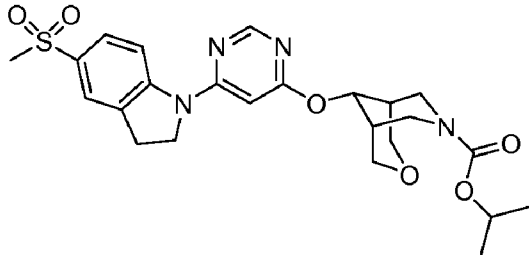
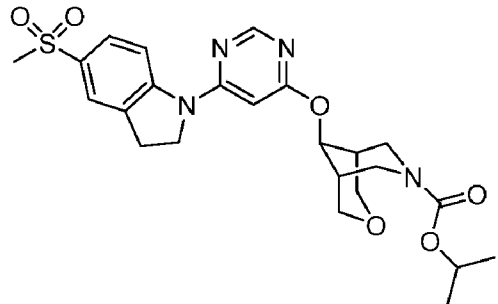
No.	GPR119 agonist	DPP-4 inhibitor
2	4-[5-methoxy-6-(2-methyl-6-[1,2,4]triazol-1-yl-pyridin-3-ylamino)-pyrimidin-4-yloxy]-piperidine-1-carboxylic acid isopropyl ester	Cpd. A
3	4-[5-methyl-6-(2-methyl-pyridin-3-yloxy)-pyrimidin-4-yloxy]-piperidine-1-carboxylic acid isopropyl ester	Cpd. A
4	{6-[1-(3-isopropyl-[1,2,4]oxadiazol-5-yl)-piperidin-4-yloxy]-5-methoxy-pyrimidin-4-yl}-(6-methanesulfonyl-2-methyl-pyridin-3-yl)-amine	Cpd. A
5	4-[6-(6-methanesulfonyl-2-methyl-pyridin-3-ylamino)-5-methyl-pyrimidin-4-yloxy]-piperidine-1-carboxylic acid isopropyl ester	Cpd. A
6	4-[6-(6-methanesulfonyl-4-methyl-pyridin-3-ylamino)-5-methoxy-pyrimidin-4-yloxy]-piperidine-1-carboxylic acid isopropyl ester	Cpd. A
7	4-[6-(6-methanesulfonyl-2-methyl-pyridin-3-ylamino)-5-methoxy-pyrimidin-4-yloxy]-piperidine-1-carboxylic acid isopropyl ester	Cpd. A
8	(2-fluoro-4-methanesulfonyl-phenyl)-{6-[1-(3-isopropyl-[1,2,4]oxadiazol-5-yl)-piperidin-4-yloxy]-5-methyl-pyrimidin-4-yl}-amine	Cpd. A
9	4-[1-(2-fluoro-4-methanesulfonyl-phenyl)-1H-pyrazolo[3,4-d]pyrimidin-4-yloxy]-piperidine-1-carboxylic acid isopropyl ester	Cpd. A

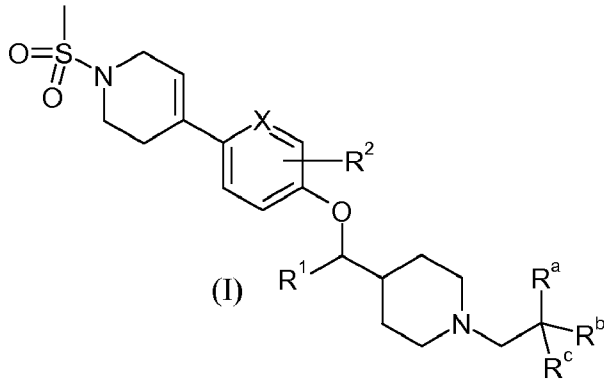
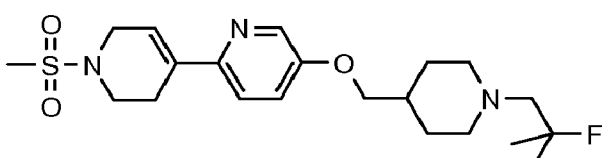
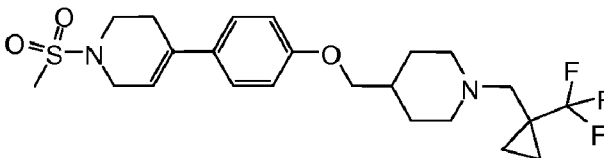
No.	GPR119 agonist	DPP-4 inhibitor
10	 <p style="text-align: center;">(I)</p> <p>in which one of X and Y is O and the other is N, R¹ is -SO₂C₁₋₃alkyl, particularly -SO₂CH₃, R² is H, F, Cl or CH₃, particularly H or F, R³ is H or CH₃, and R⁴ is C₂₋₅alkyl, e.g. C₃₋₄alkyl, particularly isopropyl.</p>	Cpd. A
11	 <p style="text-align: center;">(I)</p> <p>in which one of X and Y is O and the other is N, R¹ is -CONHR⁵, R² is H, F, Cl or CH₃, R³ is H or CH₃, R⁴ is C₂₋₅alkyl, e.g. C₃₋₄alkyl, particularly isopropyl, and R⁵ is H, C₁₋₃alkyl, or C₂₋₃alkyl substituted by hydroxy, particularly 2-hydroxy-1-methylethyl.</p>	Cpd. A

No.	GPR119 agonist	DPP-4 inhibitor
12	 <p style="text-align: center;">(I)</p> <p>in which one of X and Y is O and the other is N, R¹ is -CH₂-SO₂C₁₋₃alkyl, particularly -CH₂-SO₂CH₃, R² is H, F, Cl or CH₃, particularly F, R³ is H or CH₃, and R⁴ is C₂₋₅alkyl, e.g. C₃₋₄alkyl, particularly isopropyl.</p>	Cpd. A
13	 <p style="text-align: center;">(II)</p> <p>in which one of X and Y is O and the other is N, one of E and Q is N and the other is CH, R¹ is -SO₂R⁵, or -CONHR⁶, R² is H or CH₃, R³ is H or CH₃, R⁴ is C₂₋₅alkyl, e.g. C₃₋₄alkyl, particularly isopropyl, R⁵ is C₁₋₃alkyl, particularly CH₃, and R⁶ is H, C₁₋₃alkyl, or C₂₋₃alkyl substituted by hydroxy, particularly 2-hydroxyethyl or 2-hydroxy-1-methylethyl.</p>	Cpd. A

No.	GPR119 agonist	DPP-4 inhibitor
14	<div style="text-align: center;">  <p>(I)</p> </div> <p>in which one of X and Y is O and the other is N, R¹ is -SO₂R⁵, -NR⁶R⁷ or -CONR⁶R⁷, R² is H or CH₃, R³ is H or CH₃, R⁴ is C₂₋₅alkyl, e.g. C₃₋₄alkyl, particularly isopropyl, R⁵ is C₁₋₃alkyl, particularly CH₃, R⁶ is H, C₁₋₃alkyl, or C₂₋₃alkyl substituted by hydroxy, particularly 2-hydroxyethyl or 2-hydroxy-1-methylethyl, and R⁷ is hydrogen.</p>	Cpd. A
15	<p>5-ethyl-2-{4-[4-(4-tetrazol-1-yl-phenoxy)methyl]-thiazol-2-yl]-piperidin-1-yl}-pyrimidine having the formula</p> <div style="text-align: center;">  </div>	Cpd. A

No.	GPR119 agonist	DPP-4 inhibitor
16	<p>5-[(1-[3-(1-Methylethyl)-1,2,4-oxadiazol-5-yl]-4-piperidinyl)methyl]oxy-2-[4-(methylsulfonyl)phenyl]pyridine having the formula</p> 	Cpd. A
17	<p>Isopropyl 4-(4-(2-fluoro-4-(methylsulfonyl)phenylamino)-6H-pyrimido[5,4-b][1,4]oxazin-8(7H)-yl)piperidine-1-carboxylate having the formula</p> 	Cpd. A
18	<p>Isopropyl 9-syn-({7-[2-fluoro-4-(methylsulfonyl)phenyl]-6,7-dihydro-5H-pyrrolo[2,3-d]pyrimidin-4-yl}oxy)-3-oxa-7-azabicyclo[3.3.1]nonane-7-carboxylate having the formula</p> 	Cpd. A

No.	GPR119 agonist	DPP-4 inhibitor
19	<p data-bbox="405 376 1075 607">Isopropyl 9-anti-({7-[2-fluoro-4-(methylsulfonyl)phenyl]-6,7-dihydro-5H-pyrrolo[2,3-d]pyrimidin-4-yl}oxy)-3-oxa-7-azabicyclo[3.3.1]nonane-7-carboxylate having the formula</p> 	Cpd. A
20	<p data-bbox="405 907 1123 1088">Isopropyl 9-syn-({6-[5-(methylsulfonyl)-2,3-dihydro-1H-indol-1-yl]pyrimidin-4-yl}oxy)-3-oxa-7-azabicyclo[3.3.1]nonane-7-carboxylate having the formula</p> 	Cpd. A
21	<p data-bbox="405 1460 1075 1641">Isopropyl 9-anti-({6-[5-(methylsulfonyl)-2,3-dihydro-1H-indol-1-yl]pyrimidin-4-yl}oxy)-3-oxa-7-azabicyclo[3.3.1]nonane-7-carboxylate having the formula</p> 	Cpd. A

No.	GPR119 agonist	DPP-4 inhibitor
22	 <p>(I)</p> <p>in which X is N or CH, R^a is F or CF₃, R^b and R^c are independently selected from F and methyl or combine to form a C₃₋₅ cycloalkyl ring, R¹ is H or methyl, R² is H or F.</p>	Cpd. A
23	<p>5-[1-(2-Fluoro-2-methyl-propyl)-piperidin-4-ylmethoxy]-1'-methanesulfonyl-1',2',3',6'-tetrahydro-[2,4']bipyridinyl having the formula</p> 	Cpd. A
24	<p>1-Methanesulfonyl-4-{4-[1-(1-trifluoromethyl-cyclopropylmethyl)-piperidin-4-ylmethoxy]-phenyl}-1,2,3,6-tetrahydro-pyridine having the formula</p> 	Cpd. A

As different metabolic functional disorders often occur simultaneously, it is quite often indicated to combine a number of different active principles with one another. Thus, depending on the functional disorders diagnosed, improved treatment outcomes may be

obtained if a combination therapy of this invention is provided alone or combined with other active substances customary for the respective disorders, such as e.g. one or more active substances selected from among the other antidiabetic substances, especially active substances that lower the blood sugar level or the lipid level in the blood, raise the HDL level in the blood, lower blood pressure or are indicated in the treatment of atherosclerosis or obesity.

The combination therapeutic product of this invention may also be used in conjunction with other active substances, by means of which improved treatment results can be obtained. Such a combined treatment may be given as a free combination of the substances or in the form of a fixed combination, for example in a tablet or capsule. Pharmaceutical formulations of the combination partner(s) needed for this may either be obtained commercially as pharmaceutical compositions or may be formulated by the skilled man using conventional methods. The active substances which may be obtained commercially as pharmaceutical compositions are described in numerous places in the prior art, for example in the list of drugs that appears annually, the "Rote Liste ®" of the federal association of the pharmaceutical industry, or in the annually updated compilation of manufacturers' information on prescription drugs known as the "Physicians' Desk Reference".

Examples of antidiabetic combination partners are metformin; sulphonylureas such as glibenclamide, tolbutamide, glimepiride, glipizide, gliquidone, glibornuride and gliclazide; nateglinide; repaglinide; thiazolidinediones such as rosiglitazone and pioglitazone; PPAR gamma modulators such as metaglidases; PPAR-gamma agonists such as GI 262570, rivoglitazone, mitoglitazone, INT-131 and balaglitazone; PPAR-gamma antagonists; PPAR-gamma/alpha modulators such as tesaglitazar, muraglitazar, aleglitazar, indeglitazar, AVE0897 and KRP297; PPAR-gamma/alpha/delta modulators such as e.g. lobeglitazone; AMPK-activators such as AICAR; acetyl-CoA carboxylase (ACC1 and ACC2) inhibitors; diacylglycerol-acetyltransferase (DGAT) inhibitors; pancreatic beta cell GCRP agonists other than GPR119 agonists; 11 β -HSD-inhibitors; FGF19 agonists or analogues; alpha-glucosidase blockers such as acarbose, voglibose and miglitol; alpha2-antagonists; insulin and insulin analogues such as human insulin, insulin lispro, insulin glusilin, r-DNA-insulinaspart, NPH insulin, insulin detemir, insulin degludec, insulin zinc suspension and insulin glargin; Gastric inhibitory Peptide (GIP); pramlintide, davalintide; amylin and amylin analogues or GLP-1 and GLP-1 analogues such as Exendin-4, e.g. exenatide, exenatide LAR, liraglutide, taspoglutide, lixisenatide (AVE-0010), LY-2428757, dulaglutide (LY-

2189265), semaglutide or albiglutide; SGLT2-inhibitors such as dapagliflozin, sergliflozin (KGT-1251), atigliflozin, canagliflozin, ipragliflozin, luseogliflozin or tofogliflozin; inhibitors of protein tyrosine-phosphatase (e.g. trodusquemine); inhibitors of glucose-6-phosphatase; fructose-1,6-bisphosphatase modulators; glycogen phosphorylase modulators; glucagon receptor antagonists; phosphoenolpyruvatecarboxykinase (PEPCK) inhibitors; pyruvate dehydrogenasekinase (PDK) inhibitors; inhibitors of tyrosine-kinases (50 mg to 600 mg) such as PDGF-receptor-kinase (cf. EP-A-564409, WO 98/35958, US 5093330, WO 2004/005281, and WO 2006/041976) or of serine/threonine kinases; glucokinase/regulatory protein modulators incl. glucokinase activators; glycogen synthase kinase inhibitors; inhibitors of the SH2-domain-containing inositol 5-phosphatase type 2 (SHIP2) ; IKK inhibitors such as high-dose salicylate ; JNK1 inhibitors ; protein kinase C-theta inhibitors; beta 3 agonists such as ritobegron, YM 178, solabegron, talibegron, N-5984, GRC-1087, rafabegron, FMP825; aldosereductase inhibitors such as AS 3201, zenarestat, fidarestat, epalrestat, ranirestat, NZ-314, CP-744809, and CT-112; SGLT-1 or SGLT-2 inhibitors, such as e.g. dapagliflozin, sergliflozin, atigliflozin or canagliflozin (or compound of formula (I-S) or (I-K) from WO 2009/035969); KV 1.3 channel inhibitors; GPR40 modulators such as e.g. [(3S)-6-({2',6'-dimethyl-4'-[3-(methylsulfonyl)propoxy]biphenyl-3-yl}methoxy)-2,3-dihydro-1-benzofuran-3-yl]acetic acid; SCD-1 inhibitors; dopamine receptor agonists (bromocriptine mesylate [Cycloset]); 4-(3-(2,6-dimethylbenzyloxy)phenyl)-4-oxobutanoic acid; sirtuin stimulants; and CCR-2 antagonists.

Metformin is usually given in doses varying from about 250 mg to 3000 mg, particularly from about 500 mg to 2000 mg up to 2500 mg per day using various dosing regimens from about 100 mg to 500 mg or 200 mg to 850 mg (1-3 times a day), or about 300 mg to 1000 mg once or twice a day, or delayed-release metformin in doses of about 100 mg to 1000 mg or preferably 500 mg to 1000 mg once or twice a day or about 500 mg to 2000 mg once a day. Particular dosage strengths may be 250, 500, 625, 750, 850 and 1000 mg of metformin hydrochloride.

A dosage of the partner drug pioglitazone is usually of about 1-10 mg, 15 mg, 30 mg, or 45 mg once a day.

Examples of combination partners that lower the lipid level in the blood are HMG-CoA-reductase inhibitors such as simvastatin, atorvastatin, lovastatin, fluvastatin, pravastatin, pitavastatin and rosuvastatin; fibrates such as bezafibrate, fenofibrate, clofibrate, gemfibrozil,

etofibrate and etofyllinclofibrate; nicotinic acid and the derivatives thereof such as acipimox; PPAR-alpha agonists; PPAR-delta agonists such as e.g. {4-[(R)-2-ethoxy-3-(4-trifluoromethyl-phenoxy)-propylsulfanyl]-2-methyl-phenoxy}-acetic acid; inhibitors of acyl-coenzyme A:cholesterolacyltransferase (ACAT; EC 2.3.1.26) such as avasimibe; cholesterol
5 resorption inhibitors such as ezetimib; substances that bind to bile acid, such as cholestyramine, colestipol and colesevelam; inhibitors of bile acid transport; HDL modulating active substances such as D4F, reverse D4F, LXR modulating active substances and FXR modulating active substances; CETP inhibitors such as torcetrapib, JTT-705 (dalcetrapib) or compound 12 from WO 2007/005572 (anacetrapib); LDL receptor modulators; MTP inhibitors
10 (e.g. lomitapide); and ApoB100 antisense RNA.

A dosage of the partner drug atorvastatin is usually from 1 mg to 40 mg or 10 mg to 80 mg once a day

15 Examples of combination partners that lower blood pressure are beta-blockers such as atenolol, bisoprolol, celiprolol, metoprolol and carvedilol; diuretics such as hydrochlorothiazide, chlortalidon, xipamide, furosemide, piretanide, torasemide, spironolactone, eplerenone, amiloride and triamterene; calcium channel blockers such as amlodipine, nifedipine, nitrendipine, nisoldipine, nicardipine, felodipine, lacidipine,
20 lercanipidine, manidipine, isradipine, nilvadipine, verapamil, gallopamil and diltiazem; ACE inhibitors such as ramipril, lisinopril, cilazapril, quinapril, captopril, enalapril, benazepril, perindopril, fosinopril and trandolapril; as well as angiotensin II receptor blockers (ARBs) such as telmisartan, candesartan, valsartan, losartan, irbesartan, olmesartan, azilsartan and eprosartan.

25

A dosage of the partner drug telmisartan is usually from 20 mg to 320 mg or 40 mg to 160 mg per day.

30 Examples of combination partners which increase the HDL level in the blood are Cholesteryl Ester Transfer Protein (CETP) inhibitors; inhibitors of endothelial lipase; regulators of ABC1; LXRalpha antagonists; LXRbeta agonists; PPAR-delta agonists; LXRalpha/beta regulators, and substances that increase the expression and/or plasma concentration of apolipoprotein A-I.

Examples of combination partners for the treatment of obesity are sibutramine; tetrahydrolipstatin (orlistat), cetilistat; alizyme; dexfenfluramine; axokine; cannabinoid receptor 1 antagonists such as the CB1 antagonist rimonobant; MCH-1 receptor antagonists; MC4 receptor agonists; NPY5 as well as NPY2 antagonists (e.g. velneperit); beta3-AR
5 agonists such as SB-418790 and AD-9677; 5HT2c receptor agonists such as APD 356 (lorcaserin); myostatin inhibitors; Acrp30 and adiponectin; steroyl CoA desaturase (SCD1) inhibitors; fatty acid synthase (FAS) inhibitors; CCK receptor agonists; Ghrelin receptor modulators; Pyy 3-36; orexin receptor antagonists; and tesofensine; as well as the dual combinations bupropion/naltrexone, bupropion/zonisamide, topiramate/phentermine and
10 pramlintide/metreleptin.

Examples of combination partners for the treatment of atherosclerosis are phospholipase A2 inhibitors; inhibitors of tyrosine-kinases (50 mg to 600 mg) such as PDGF-receptor-kinase (cf. EP-A-564409, WO 98/35958, US 5093330, WO 2004/005281, and WO 2006/041976);
15 oxLDL antibodies and oxLDL vaccines; apoA-1 Milano; ASA; and VCAM-1 inhibitors.

Assays for identifying a compound as a GPR119 agonist or DPP-4 inhibitor are known to the skilled person or are apparent from the herein-cited references.

20 The present invention is not to be limited in scope by the specific embodiments described herein. Various modifications of the invention in addition to those described herein may become apparent to those skilled in the art from the present disclosure. Such modifications are intended to fall within the scope of the appended claims.

25 All patent applications cited herein are hereby incorporated by reference in their entireties.

Further embodiments, features and advantages of the present invention may become apparent from the following examples. The following examples serve to illustrate, by way of example, the principles of the invention without restricting it.

30

Examples

Pharmacological Examples

5

The following examples show the beneficial effect on glycemic control or plasma GLP-1 levels of the combination of a DPP-4 inhibitor and various GPR119 agonists according to the present invention as compared to the respective monotherapies. All experimental protocols concerning the use of laboratory animals are reviewed by a federal Ethics Committee and approved by governmental authorities.

10

1st Example:

According to a first example an oral glucose tolerance test is performed in overnight fasted 9-weeks old male Zucker Diabetic Fatty (ZDF) rats (ZDF/Crl-Lep^{fa}). A pre-dose blood sample is obtained by tail bleed. Blood glucose is measured with a glucometer, and the animals are randomized for blood glucose (n = 5 / group). Subsequently, the groups receive a single oral administration of either vehicle alone (0.5% aqueous hydroxyethylcellulose containing 3 mM HCl) or vehicle containing either the GPR119 agonist or the DPP-4 inhibitor or the combination of the GPR119 agonist with the DPP-4 inhibitor. The animals receive an oral glucose load (2 g/kg) 30 min after compound administration. Blood glucose is measured in tail blood 15 min, 30 min, 60 min, and 90 min after the glucose challenge. Glucose excursion is quantified by calculating the reactive glucose AUC. The data are presented as mean ± SEM. The two-sided unpaired Student t-test is used for statistical comparison of the control group and the active groups as well as between active groups.

25

The result is shown in Figure 1: "Cpd. A" is as defined herein (DPP-4 inhibitor) at a dose of 3 mg/kg. "Cpd. B" is 4-(3-pyridin-4-yl-[1,2,4]oxadiazol-5-ylmethoxy)piperidine-1-carboxylic acid tert-butyl ester (GPR119 agonist, Example 1 of WO 2005/061489) at a dose of 100 mg/kg. "Combination A + B" is the combination of said DPP-4 inhibitor and said GPR119 agonist at the same doses as in the respective monotherapies. *P* values versus control are indicated by symbols above the bars (*, *p* < 0.05; **, *p* < 0.01; ***, *p* < 0.001). *P* values of the combination versus the monotherapies are indicated below the figure (*, *p* < 0.05). The DPP-4 inhibitor reduces glucose excursion by 49%, the GPR119 agonist reduces glucose excursion by 55%. The combination decreased glucose excursion in the oral glucose tolerance test by 77%, and this reduction in glucose AUC is statistically significant versus DPP-4 inhibitor monotherapy.

35

2nd Example:

According to a second example an oral glucose tolerance test is performed in overnight fasted 15-weeks old male Zucker Diabetic Fatty (ZDF) rats (ZDF/Crl-Lep^{fa}). This aged ZDF rats serve as a highly insulin-resistant animal model. A pre-dose blood sample is obtained by tail bleed. Blood glucose is measured with a glucometer, and the animals are randomized for blood glucose (n = 5 / group). Subsequently, the groups receive a single oral administration of either vehicle alone (0.5% aqueous hydroxyethylcellulose containing 3 mM HCl) or vehicle containing either the GPR119 agonist or the DPP- 4 inhibitor or the combination of the GPR119 agonist with the DPP-4 inhibitor. The animals receive an oral glucose load (2 g/kg) 30 min after compound administration. Blood glucose is measured in tail blood 30 min, 60 min, 90 min, 120 min, and 180 min after the glucose challenge. Glucose excursion is quantified by calculating the reactive glucose AUC. The data are presented as mean \pm SEM. The two-sided unpaired Student t-test is used for statistical comparison of the control group and the active groups as well as between active groups.

The result is shown in Figure 2: "Cpd. A" is as defined herein at a dose of 3 mg/kg. "Cpd. B" is (2-fluoro-4-methanesulfonyl-phenyl)-{6-[4-(3-isopropyl-[1,2,4]oxadiazol-5-yl)-piperidin-1-yl]-5-nitro-pyrimidin-4-yl}-amine (GPR119 agonist, WO 2004/065380) at a dose of 30 mg/kg. "Combination A + B" is the combination of said DPP-4 inhibitor and said GPR119 agonist at the same doses as in the respective monotherapies. The DPP-4 inhibitor reduces glucose excursion by 1%, the GPR119 agonist reduces glucose excursion by 6%. The combination decreased glucose excursion in the oral glucose tolerance test synergistically by 47%, and this reduction in glucose AUC reaches nearly statistical significance ($p=0.0530$) versus DPP-4 inhibitor monotherapy.

3rd Example:

In a third example the same experimental setting is employed as in the second example as described herein before.

The result is shown in Figure 3: "Cpd. A" is as defined herein (DPP-4 inhibitor) at a dose of 3 mg/kg. "Cpd. B" is 4-[5-methyl-6-(2-methyl-pyridin-3-yloxy)-pyrimidin-4-yloxy]-piperidine-1-carboxylic acid isopropyl ester (GPR119 agonist, WO 2007/035355) at a dose of 10 mg/kg. "Combination A + B" is the combination of said DPP-4 inhibitor and said GPR119 agonist at the same doses as in the respective monotherapies. *P* values versus control are indicated by

symbols above the bars (**, $p < 0.01$). P values of the combination versus the monotherapies are indicated below the figure (*, $p < 0.05$). The DPP-4 inhibitor reduces glucose excursion by 1%, the said GPR119 agonist reduces glucose excursion by 22%. The combination decreased glucose excursion in the oral glucose tolerance test synergistically by 63%, and this reduction in glucose AUC is statistically significant versus DPP-4 inhibitor monotherapy and GPR119 agonist monotherapy.

4th Example:

In a fourth example the plasma GLP-1 profile is measured in a meal tolerance test.

10 Therefore, overnight fasted male Sprague Dawley rats (CrI:CD(SD)) with a body weight of about 220 g are used ($n = 5$ / group). Blood samples are obtained by retroorbital puncture in vials containing a DPP-4 inhibitor and a protease inhibitor. GLP-1 is measured with a commercially available test kit (Linco research). A pre-dose blood sampling is done 1 h before refeeding. Subsequently, the groups receive a single oral administration of either
15 vehicle alone (0.5% aqueous hydroxyethylcellulose containing 3 mM HCl) or vehicle containing either the GPR119 agonist or the DPP-4 inhibitor or the combination of the GPR119 agonist with the DPP-4 inhibitor. The animals are refed 30 min after compound administration. Plasma GLP-1 is measured 0.5 h, 1 h, 3 h, and 5 h after refeeding. The data are presented as mean \pm S.E.M. Statistical comparisons are conducted by Student's t test.

20

The result is shown in Figure 4: "Cpd. A" is as defined herein (DPP-4 inhibitor) at a dose of 3 mg/kg. "Cpd. B" is (2-fluoro-4-methanesulfonyl-phenyl)-{6-[4-(3-isopropyl-[1,2,4]oxadiazol-5-yl)-piperidin-1-yl]-5-nitro-pyrimidin-4-yl}-amine (GPR119 agonist, WO 2004/065380) at a dose of 30 mg/kg. "Combination A + B" is the combination of said DPP-4 inhibitor and said
25 GPR119 agonist at the same doses as in the respective monotherapies. The combination significantly increases plasma GLP-1 in the meal tolerance test as compared to the respective monotherapies. P values versus control are indicated by symbols (*, $p < 0.05$; **, $p < 0.01$).

30 5th Example:

In a fifth example the same experimental setting is employed as in the fourth example as described herein before.

The result is shown in Figure 5: "Cpd. A" is as defined herein (DPP-4 inhibitor) at a dose of 3
35 mg/kg. "Cpd. B" is 4-[5-methyl-6-(2-methyl-pyridin-3-yloxy)-pyrimidin-4-yloxy]-piperidine-1-

carboxylic acid isopropyl ester (GPR119 agonist, WO 2007/035355) at a dose of 10 mg/kg. "Combination A + B" is the combination of said DPP-4 inhibitor and said GPR119 agonist at the same doses as in the respective monotherapies. The combination significantly increases plasma GLP-1 in the meal tolerance test as compared to the respective monotherapies. *P* values versus control are indicated by symbols (*, $p < 0.05$; **, $p < 0.01$).

Examples of Formulations

The following examples of formulations, which may be obtained analogously to methods known in the art, serve to illustrate the present invention more fully without restricting it to the contents of these examples. The term "active substance" denotes one or more compounds, e.g. it denotes a DPP-4 inhibitor or a GPR119 agonist according to this invention or a combination of said active ingredients, for example selected from the combinations as listed in the Table 1. Additional formulations particularly suitable for the DPP-4 inhibitor linagliptin may be those formulations disclosed in the application WO 2007/128724, the disclosure of which is incorporated herein in its entirety. Additional suitable formulations for the other compounds may be those formulations which are available on the market, or formulations described in the patent applications cited herein, or those described in the literature, for example as disclosed in current issues of "Rote Liste[®]" (Germany) or of "Physician's Desk Reference".

Example 1: Dry ampoule containing 75 mg of active substance per 10 ml

Composition:

Active substance	75.0 mg
Mannitol	50.0 mg
water for injections	ad 10.0 ml

Preparation:

Active substance and mannitol are dissolved in water. After packaging the solution is freeze-dried. To produce the solution ready for use, the product is dissolved in water for injections.

Example 2: Dry ampoule containing 35 mg of active substance per 2 ml

Composition:

Active substance	35.0 mg
Mannitol	100.0 mg
water for injections	ad 2.0 ml

Preparation:

Active substance and mannitol are dissolved in water. After packaging, the solution is freeze-dried.

5

To produce the solution ready for use, the product is dissolved in water for injections.

Example 3: Tablet containing 50 mg of active substance

Composition:

10	(1) Active substance	50.0 mg
	(2) Mannitol	98.0 mg
	(3) Maize starch	50.0 mg
	(4) Polyvinylpyrrolidone	15.0 mg
	(5) Magnesium stearate	<u>2.0 mg</u>
15		215.0 mg

Preparation:

(1), (2) and (3) are mixed together and granulated with an aqueous solution of (4). (5) is added to the dried granulated material. From this mixture tablets are pressed, biplanar, faceted on both sides and with a dividing notch on one side.

20

Diameter of the tablets: 9 mm.

Example 4: Tablet containing 350 mg of active substance

Preparation:

25	(1) Active substance	350.0 mg
	(2) Mannitol	136.0 mg
	(3) Maize starch	80.0 mg
	(4) Polyvinylpyrrolidone	30.0 mg
	(5) Magnesium stearate	<u>4.0 mg</u>
30		600.0 mg

(1), (2) and (3) are mixed together and granulated with an aqueous solution of (4). (5) is added to the dried granulated material. From this mixture tablets are pressed, biplanar, faceted on both sides and with a dividing notch on one side.

35

Diameter of the tablets: 12 mm.

Example 5: Capsules containing 50 mg of active substance

Composition:

	(1) Active substance	50.0 mg
5	(2) Dried maize starch	58.0 mg
	(3) Mannitol	50.0 mg
	(4) Magnesium stearate	<u>2.0 mg</u>
		160.0 mg

10 Preparation:

(1) is triturated with (3). This trituration is added to the mixture of (2) and (4) with vigorous mixing. This powder mixture is packed into size 3 hard gelatin capsules in a capsule filling machine.

15 Example 6: Capsules containing 350 mg of active substance

Composition:

	(1) Active substance	350.0 mg
	(2) Dried maize starch	46.0 mg
	(3) Mannitol	30.0 mg
20	(4) Magnesium stearate	<u>4.0 mg</u>
		430.0 mg

Preparation:

(1) is triturated with (3). This trituration is added to the mixture of (2) and (4) with vigorous mixing. This powder mixture is packed into size 0 hard gelatin capsules in a capsule filling machine.

25

Claims

What is claimed is:

5 1. A pharmaceutical combination comprising a GPR119 agonist which is selected from:

4-[3-(3-fluoro-4-methanesulfonylphenoxy)propyl]-1-(3-isopropyl-[1,2,4]oxadiazol-5-yl)piperidine;

1-(3-isopropyl-[1,2,4]oxadiazol-5-yl)-4-[3-(4-methanesulfonylphenoxy)propyl]piperidine;

10 1-(3-isopropyl-[1,2,4]oxadiazol-5-yl)-4-[(R)-3-(4-methanesulfonylphenoxy)-1-methylpropyl]piperidine;

1-(3-isopropyl-[1,2,4]oxadiazol-5-yl)-4-[(R)-3-(4-methanesulfonyl-3-methylphenoxy)-1-methylpropyl]piperidine;

15 4-[3-(4-ethanesulfonyl-3-fluorophenoxy)propyl]-1-(3-isopropyl-[1,2,4]oxadiazol-5-yl)piperidine;

1-(5-isopropyl-[1,2,4]oxadiazol-3-yl)-4-[3-(4-methanesulfonyl-3-methylphenoxy)propyl]piperidine;

4-[(R)-3-(3-fluoro-4-methanesulfonylphenoxy)-1-methylpropyl]-1-(5-isopropyl-[1,2,4]oxadiazol-3-yl)piperidine;

20 1-(5-isopropyl-[1,2,4]oxadiazol-3-yl)-4-[(R)-3-(4-methanesulfonylphenoxy)-1-methylpropyl]piperidine;

4-[3-(3-chloro-4-methanesulfonylphenoxy)propyl]-1-(3-isopropyl-[1,2,4]oxadiazol-5-yl)piperidine;

4-[3-(4-methanesulfonylphenoxy)propyl]-1-(5-propyl-[1,2,4]oxadiazol-3-yl)piperidine;

25 4-[3-(3-fluoro-4-methanesulfonylphenoxy)propyl]-1-(5-propyl-[1,2,4]oxadiazol-3-yl)piperidine;

4-[3-(4-methanesulfonyl-3-methylphenoxy)propyl]-1-(5-propyl-[1,2,4]oxadiazol-3-yl)piperidine;

4-[3-(4-methanesulfonylphenoxy)propyl]-1-(3-propyl-[1,2,4]oxadiazol-5-yl)piperidine;

4-[3-(4-methanesulfonyl-3-methylphenoxy)propyl]-1-(3-propyl-[1,2,4]oxadiazol-5-

30 yl)piperidine;

1-(5-isopropyl-[1,2,4]oxadiazol-3-yl)-4-[3-(4-methanesulfonylphenoxy)propyl]piperidine;

1-(3-isopropyl-[1,2,4]oxadiazol-5-yl)-4-[3-(4-methanesulfonyl-3-methylphenoxy)propyl]piperidine;

4-[3-(3-chloro-4-methanesulfonylphenoxy)propyl]-1-(5-isopropyl-[1,2,4]oxadiazol-3-

35 yl)piperidine;

- 4-[3-(3-fluoro-4-methanesulfonylphenoxy)propyl]-1-(3-propyl-[1,2,4]oxadiazol-5-yl)piperidine;
1-(3-ethyl-[1,2,4]oxadiazol-5-yl)-4-[3-(3-fluoro-4-methanesulfonylphenoxy)propyl]piperidine;
4-[3-(3-fluoro-4-methanesulfonylphenoxy)propyl]-1-(3-methyl-[1,2,4]oxadiazol-5-yl)piperidine;
4-[(R)-3-(3-fluoro-4-methanesulfonylphenoxy)-1-methylpropyl]-1-(3-isopropyl-
5 [1,2,4]oxadiazol-5-yl)piperidine;
4-[(R)-3-(4-methanesulfonylphenoxy)-1-methylpropyl]-1-(3-propyl-[1,2,4]oxadiazol-5-
yl)piperidine;
1-(3-ethyl-[1,2,4]oxadiazol-5-yl)-4-[3-(4-methanesulfonylphenoxy)propyl]piperidine;
1-(3-tert-butyl-[1,2,4]oxadiazol-5-yl)-4-[3-(3-fluoro-4-
10 methanesulfonylphenoxy)propyl]piperidine;
1-(3-tert-butyl-[1,2,4]oxadiazol-5-yl)-4-[(R)-3-(4-methanesulfonylphenoxy)-1-
methylpropyl]piperidine;
1-(3-tert-butyl-[1,2,4]oxadiazol-5-yl)-4-[(R)-3-(3-fluoro-4-methanesulfonylphenoxy)-1-
methylpropyl]piperidine;
15 1-(3-tert-butyl-[1,2,4]oxadiazol-5-yl)-4-[3-(3-chloro-4-
methanesulfonylphenoxy)propyl]piperidine;
1-(3-tert-butyl-[1,2,4]oxadiazol-5-yl)-4-[3-(4-methanesulfonyl-3-
methylphenoxy)propyl]piperidine;
1-(3-tert-butyl-[1,2,4]oxadiazol-5-yl)-4-[3-(4-methanesulfonylphenoxy)propyl]piperidine;
20 1-(3-tert-butyl-[1,2,4]oxadiazol-5-yl)-4-[3-(4-ethanesulfonyl-3-fluoro-
phenoxy)propyl]piperidine;
1-(5-tert-butyl-[1,2,4]oxadiazol-3-yl)-4-[3-(3-fluoro-4-
methanesulfonylphenoxy)propyl]piperidine;
4-[3-(3-fluoro-4-methanesulfonylphenoxy)propyl]-1-(5-isopropyl-[1,2,4]oxadiazol-3-
25 yl)piperidine;
1-(5-ethyl-[1,2,4]oxadiazol-3-yl)-4-[3-(3-fluoro-4-methanesulfonylphenoxy)propyl]piperidine;
5-{3-[1-(3-Isopropyl-[1,2,4]oxadiazol-5-yl)piperidin-4-yl]propoxy}-3-methyl-pyridine-2-
carboxylic acid ((R)-2-hydroxy-1-methylethyl)amide;
5-{3-[1-(3-Isopropyl-[1,2,4]oxadiazol-5-yl)piperidin-4-yl]propoxy}pyridine-2-carboxylic acid
30 ((R)-2-hydroxy-1-methylethyl)amide;
5-{3-[1-(3-Isopropyl-[1,2,4]oxadia-zol-5-yl)piperidin-4-yl]propoxy}-3-methylpyridine-2-
carboxylic acid amide;
5-{3-[1-(3-Isopropyl-[1,2,4]oxadiazol-5-yl)piperidin-4-yl]propoxy}-2-methanesulfonylpyridine;
2-Fluoro-N-((R)-2-hydroxy-1-methylethyl)-4-{3-[1-(3-isopropyl-[1,2,4]oxadiazol-5-yl)piperidin-
35 4-yl]propoxy}benzamide;

- 4-{3-[1-(3-tert-Butyl-[1,2,4]oxadiazol-5-yl)piperidin-4-yl]propoxy}-2-fluoro-N-((R)-2-hydroxy-1-methylethyl)benzamide;
- 4-{3-[1-(3-tert-Butyl-[1,2,4]oxadiazol-5-yl)piperidin-4-yl]propoxy}-N-((R)-2-hydroxy-1-methyl-ethyl)-2-methylbenzamide;
- 5 4-{3-[1-(3-tert-Butyl-[1,2,4]oxadiazol-5-yl)piperidin-4-yl]propoxy}-N-ethyl-2-fluorobenzamide;
- 4-{3-[1-(3-tert-Butyl-[1,2,4]oxadiazol-5-yl)piperidin-4-yl]propoxy}-2-fluoro-N-(2-hydroxyethyl)benzamide;
- 4-{3-[1-(5-tert-Butyl-[1,2,4]oxadiazol-3-yl)piperidin-4-yl]propoxy}-2-fluoro-N-((R)-2-hydroxy-1-methylethyl)benzamide;
- 10 2-Fluoro-N-((R)-2-hydroxy-1-methylethyl)-4-{3-[1-(5-isopropyl-[1,2,4]oxadiazol-3-yl)piperidin-4-yl]propoxy}benzamide;
- N-((R)-2-Hydroxy-1-methylethyl)-4-{3-[1-(5-isopropyl-[1,2,4]oxadiazol-3-yl)piperidin-4-yl]propoxy}-2-methylbenzamide;
- 2-Fluoro-N-(2-hydroxyethyl)-4-{3-[1-(3-isopropyl-[1,2,4]oxadiazol-5-yl)piperidin-4-
- 15 yl]propoxy}benzamide;
- N-((R)-2-Hydroxy-1-methyl-ethyl)-4-{3-[1-(3-isopropyl-[1,2,4]oxadiazol-5-yl)piperidin-4-yl]propoxy}-2-methylbenzamide;
- N-((R)-2-Hydroxy-1-methylethyl)-4-((R)-3-[1-(3-isopropyl-[1,2,4]oxadiazol-5-yl)piperidin-4-yl]butoxy)-2-methylbenzamide;
- 20 2-Fluoro-N-((R)-2-hydroxy-1-methylethyl)-4-((R)-3-[1-(5-isopropyl-[1,2,4]oxadiazol-3-yl)piperidin-4-yl]butoxy}benzamide;
- N-(2-Hydroxyethyl)-4-{3-[1-(5-isopropyl-[1,2,4]oxadiazol-3-yl)piperidin-4-yl]propoxy}-2-methylbenzamide;
- 2-Fluoro-N-(2-hydroxyethyl)-4-{3-[1-(5-isopropyl-[1,2,4]oxadiazol-3-yl)piperidin-4-
- 25 yl]propoxy}benzamide;
- 2-Fluoro-N-((R)-2-hydroxy-1-methylethyl)-4-{3-[1-(3-propyl-[1,2,4]oxadiazol-5-yl)piperidin-4-yl]propoxy}benzamide;
- 2-Fluoro-N-((R)-2-hydroxy-1-methylethyl)-4-{3-[1-(5-propyl-[1,2,4]oxadiazol-3-yl)piperidin-4-yl]propoxy}benzamide;
- 30 2-Fluoro-4-{3-[1-(3-isopropyl-[1,2,4]oxadiazol-5-yl)-piperidin-4-yl]propoxy}benzamide;
- 4-{3-[1-(3-Isopropyl-[1,2,4]oxadiazol-5-yl)-piperidin-4-yl]propoxy}-2-methylbenzamide;
- N-(2-Hydroxyethyl)-4-{3-[1-(3-isopropyl-[1,2,4]oxadiazol-5-yl)piperidin-4-yl]propoxy}-2-methylbenzamide;
- 2-Fluoro-N-((R)-2-hydroxypropyl)-4-{3-[1-(3-isopropyl-[1,2,4]oxadiazol-5-yl)piperidin-4-
- 35 yl]propoxy}benzamide;

2-Fluoro-N-((S)-2-hydroxypropyl)-4-{3-[1-(3-isopropyl-[1,2,4]oxadiazol-5-yl)piperidin-4-yl]propoxy}benzamide;

N-((R)-2-Hydroxypropyl)-4-{3-[1-(3-isopropyl-[1,2,4]oxadiazol-5-yl)piperidin-4-yl]propoxy}-2-methylbenzamide;

5 2-Fluoro-N-(2-hydroxy-1-methylethyl)-4-{3-[1-(3-isopropyl-[1,2,4]oxadiazol-5-yl)piperidin-4-yl]propoxy}benzamide;

N-((R)-2-Hydroxy-1-methylethyl)-4-{3-[1-(3-isopropyl-[1,2,4]oxadiazol-5-yl)piperidin-4-yl]propoxy}benzamide;

10 N-((S)-2,3-Dihydroxypropyl)-2-fluoro-4-{3-[1-(3-isopropyl-[1,2,4]oxadiazol-5-yl)piperidin-4-yl]propoxy}benzamide;

N-((R)-2,3-Dihydroxypropyl)-2-fluoro-4-{3-[1-(3-isopropyl-[1,2,4]oxadiazol-5-yl)piperidin-4-yl]propoxy}benzamide;

N-(2-Hydroxy-1-methylethyl)-4-{3-[1-(3-isopropyl-[1,2,4]oxadiazol-5-yl)piperidin-4-yl]propoxy}-2-methylbenzamide;

15 4-{3-[1-(3-tert-Butyl-[1,2,4]oxadiazol-5-yl)piperidin-4-yl]propoxy}-N-(2-hydroxyethyl)-2-methylbenzamide;

N-(2-Hydroxy-1-hydroxymethylethyl)-4-{3-[1-(5-isopropyl-[1,2,4]oxadiazol-3-yl)piperidin-4-yl]propoxy}-2-methylbenzamide;

20 2-Fluoro-N-((S)-2-hydroxy-1-methylethyl)-4-{3-[1-(3-isopropyl-[1,2,4]oxadiazol-5-yl)piperidin-4-yl]propoxy}benzamide;

4-{3-[1-(5-Isopropyl-[1,2,4]oxadiazol-3-yl)piperidin-4-yl]propoxy}-2-methylbenzamide;

N-((S)-2,3-Dihydroxypropyl)-4-{3-[1-(5-isopropyl-[1,2,4]oxadiazol-3-yl)piperidin-4-yl]propoxy}-2-methylbenzamide;

4-((R)-3-[1-(3-Isopropyl-[1,2,4]oxadiazol-5-yl)-piperidin-4-yl]butoxy}-2-methylbenzamide;

25 2-Fluoro-N-(2-hydroxy-1-hydroxymethylethyl)-4-{3-[1-(3-isopropyl-[1,2,4]oxadiazol-5-yl)piperidin-4-yl]propoxy}benzamide;

N-(2-Hydroxy-1-hydroxymethylethyl)-4-{3-[1-(3-isopropyl-[1,2,4]oxadiazol-5-yl)piperidin-4-yl]propoxy}-2-methylbenzamide;

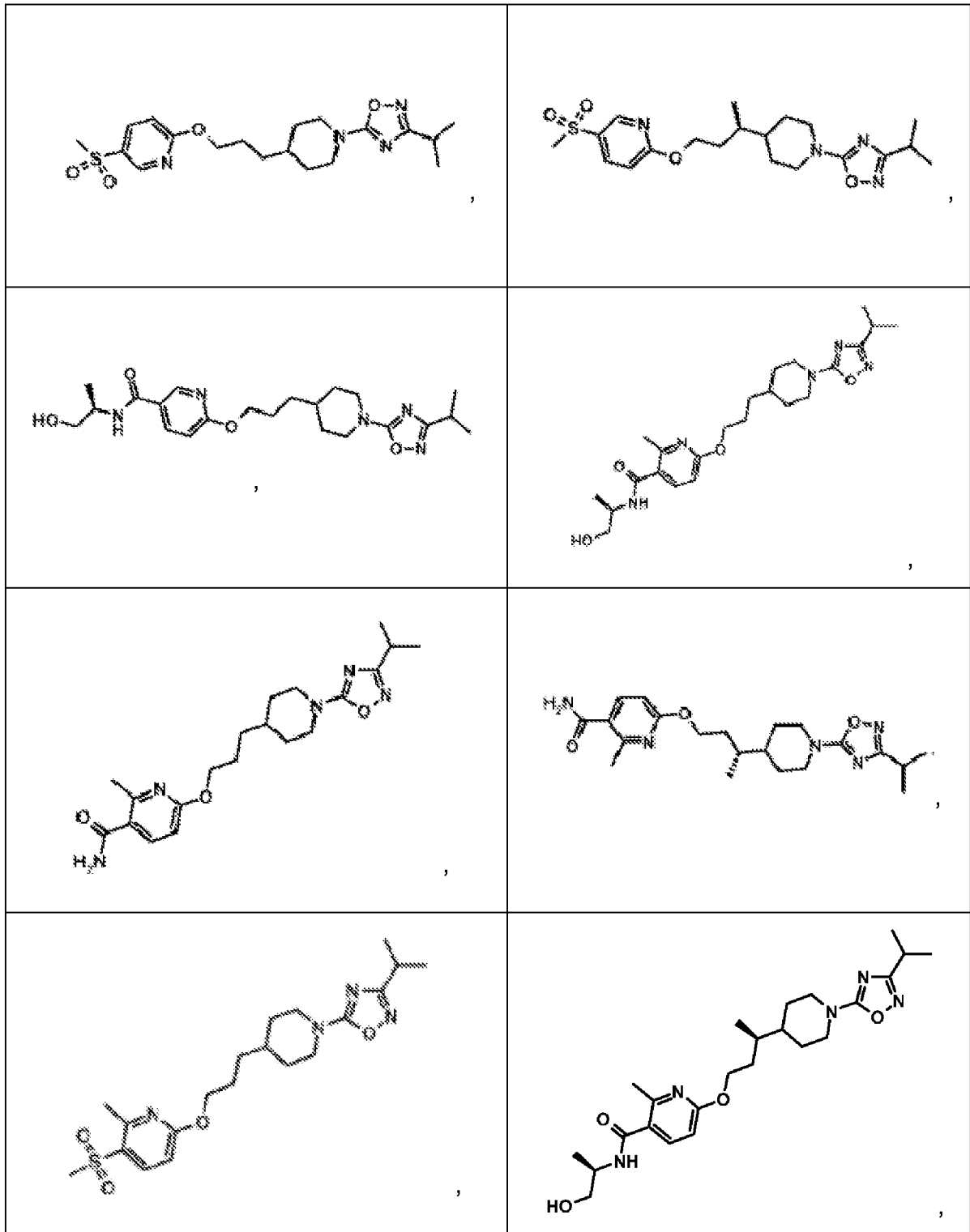
30 N-((S)-2,3-Dihydroxypropyl)-4-{3-[1-(3-isopropyl-[1,2,4]oxadiazol-5-yl)piperidin-4-yl]propoxy}-2-methylbenzamide;

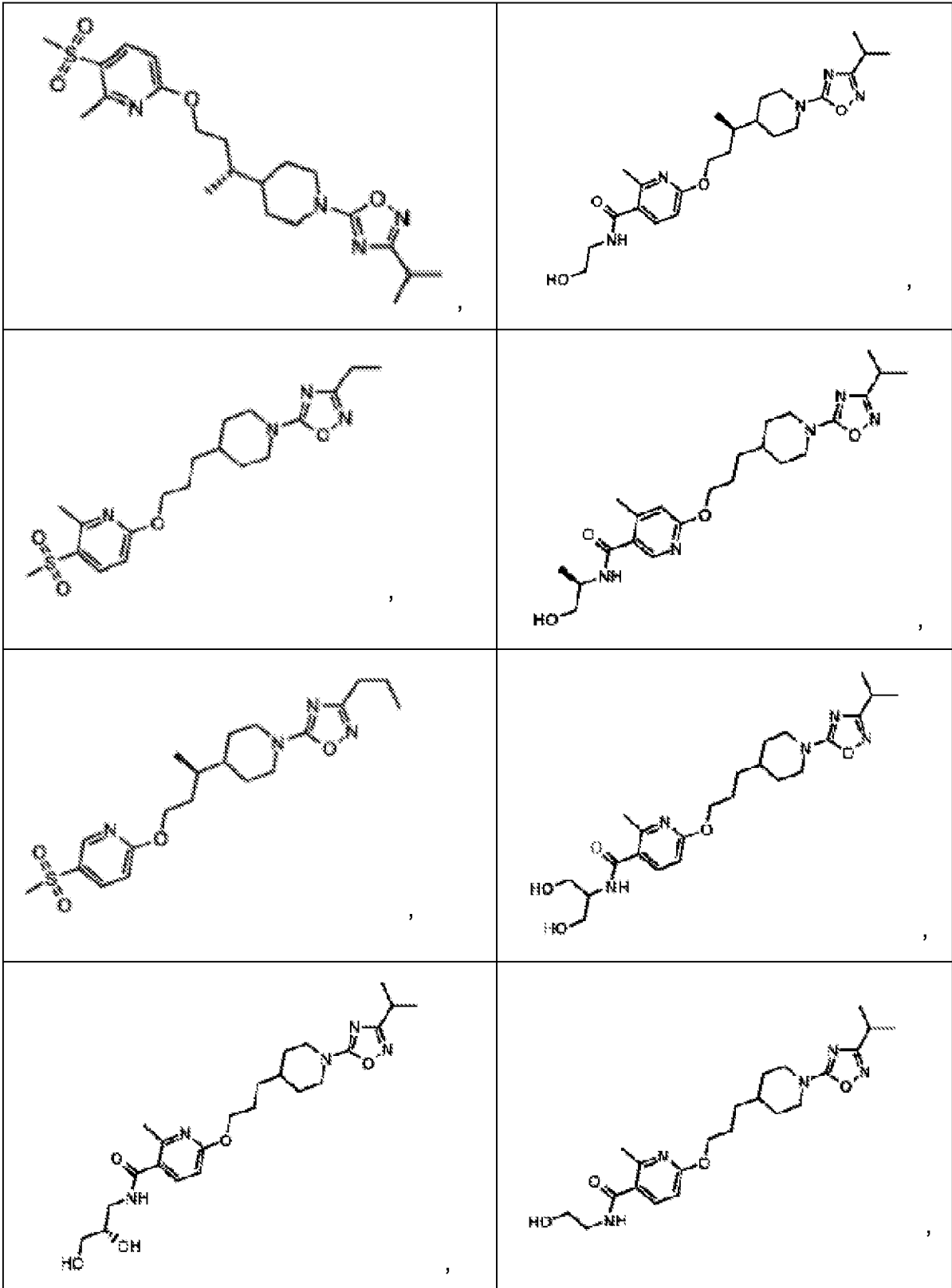
4-{3-[1-(3-Isobutyl-[1,2,4]oxadiazol-5-yl)piperidin-4-yl]propoxy}-2-methylbenzamide;

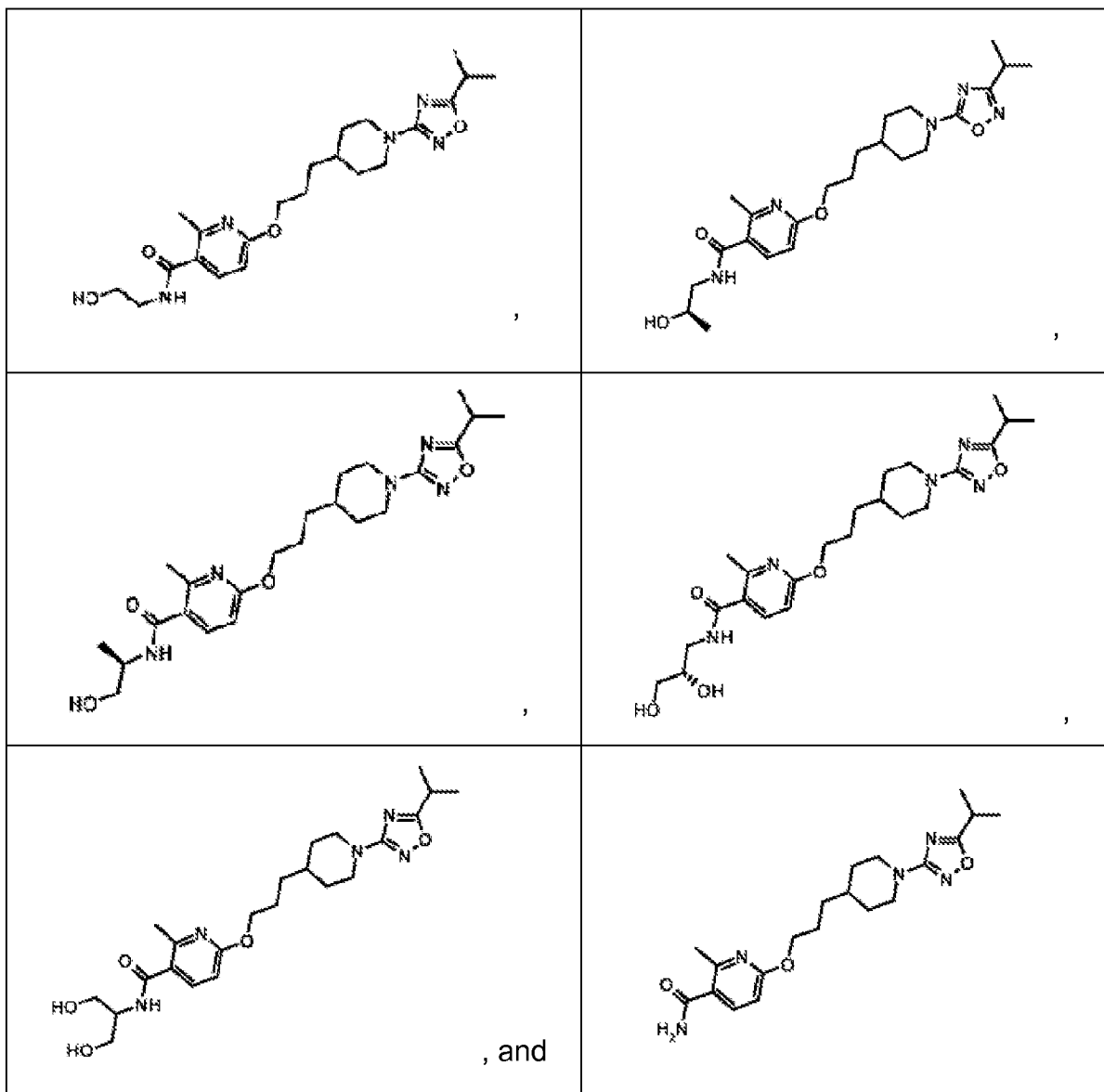
N-((R)-2-Hydroxy-1-methylethyl)-4-{3-[1-(3-isobutyl-[1,2,4]oxadiazol-5-yl)-piperidin-4-yl]propoxy}-2-methylbenzamide;

35 N-(2-Hydroxy-1-hydroxymethylethyl)-4-{3-[1-(3-isobutyl-[1,2,4]oxadiazol-5-yl)piperidin-4-yl]propoxy}-2-methylbenzamide;

- 4-{3-[1-(3-tert-Butyl-[1,2,4]oxadiazol-5-yl)piperidin-4-yl]propoxy}-2-methylbenzamide;
 2-Methyl-4-{3-[1-(3-propyl-[1,2,4]oxadiazol-5-yl)-piperidin-4-yl]propoxy}-benzamide;
 N-(2-Hydroxy-1-hydroxymethylethyl)-2-methyl-4-{3-[1-(3-propyl-[1,2,4]oxadiazol-5-yl)-
 piperidin-4-yl]propoxy}benzamide;
- 5 4-{3-[1-(3-Ethyl-[1,2,4]oxadiazol-5-yl)-piperidin-4-yl]propoxy}-N-(2-hydroxy-1-hydroxymethyl-
 ethyl)-2-methylbenzamide;
 4-{3-[1-(3-Ethyl-[1,2,4]oxadiazol-5-yl)piperidin-4-yl]propoxy}-2-methylbenzamide;
 4-{3-[1-(3-Ethyl-[1,2,4]oxadiazol-5-yl)piperidin-4-yl]propoxy}-N-((R)-2-hydroxy-1-
 methylethyl)-2-methylbenzamide;
- 10 4-{3-[1-(3-Ethyl-[1,2,4]oxadiazol-5-yl)piperidin-4-yl]propoxy}-N-(2-hydroxyethyl)-2-
 methylbenzamide;
 4-[3-(3-Fluoro-4-methanesulfonylmethylphenoxy)propyl]-1-(5-isopropyl-[1,2,4]oxadiazol-3-
 yl)piperidine;
 4-[3-(3-Fluoro-4-methanesulfonylmethyl-phenoxy)propyl]-1-(3-isopropyl-[1,2,4]oxadiazol-5-
 15 yl)piperidine;
 4-[(R)-3-(3-Fluoro-4-methanesulfonylmethylphenoxy)-1-methylpropyl]-1-(5-isopropyl-
 [1,2,4]oxadiazol-3-yl)piperidine;
 1-(3-tert-Butyl-[1,2,4]oxadiazol-5-yl)-4-[3-(3-fluoro-4-
 methanesulfonylmethylphenoxy)propyl]piperidine;
- 20 5-[(1-[3-(1-Methylethyl)-1,2,4-oxadiazol-5-yl]-4-piperidinyl)methyl]oxy]-2-[4-
 (methylsulfonyl)phenyl]pyridine;
 Isopropyl 4-(4-(2-fluoro-4-(methylsulfonyl)phenylamino)-6H-pyrimido[5,4-b][1,4]oxazin-8(7H)-
 yl)piperidine-1-carboxylate;
 Isopropyl 9-anti-({7-[2-fluoro-4-(methylsulfonyl)phenyl]-6,7-dihydro-5H-pyrrolo[2,3-
 25 d]pyrimidin-4-yl}oxy)-3-oxa-7-azabicyclo[3.3.1]nonane-7-carboxylate;
 Isopropyl 9-syn-({7-[2-fluoro-4-(methylsulfonyl)phenyl]-6,7-dihydro-5H-pyrrolo[2,3-
 d]pyrimidin-4-yl}oxy)-3-oxa-7-azabicyclo[3.3.1]nonane-7-carboxylate;
 Isopropyl 9-anti-({6-[5-(methylsulfonyl)-2,3-dihydro-1H-indol-1-yl]pyrimidin-4-yl}oxy)-3-oxa-7-
 azabicyclo[3.3.1]nonane-7-carboxylate;
- 30 Isopropyl 9-syn-({6-[5-(methylsulfonyl)-2,3-dihydro-1H-indol-1-yl]pyrimidin-4-yl}oxy)-3-oxa-7-
 azabicyclo[3.3.1]nonane-7-carboxylate;







or a pharmaceutically acceptable salt thereof;

5 and a DPP-4 inhibitor which is 1-[(4-methyl-quinazolin-2-yl)methyl]-3-methyl-7-(2-butyn-1-yl)-8-(3-(*R*)-amino-piperidin-1-yl)-xanthine.

2. The pharmaceutical combination according to claim 1 wherein the GPR119 agonist is selected from the following compounds:

10 2-Fluoro-N-((*R*)-2-hydroxy-1-methylethyl)-4-{3-[1-(3-isopropyl-[1,2,4]oxadiazol-5-yl)piperidin-4-yl]propoxy}benzamide;

- 4-{3-[1-(3-tert-Butyl-[1,2,4]oxadiazol-5-yl)piperidin-4-yl]propoxy}-2-fluoro-N-((R)-2-hydroxy-1-methylethyl)benzamide;
- 4-{3-[1-(3-tert-Butyl-[1,2,4]oxadiazol-5-yl)piperidin-4-yl]propoxy}-N-((R)-2-hydroxy-1-methylethyl)-2-methylbenzamide;
- 5 4-{3-[1-(3-tert-Butyl-[1,2,4]oxadiazol-5-yl)piperidin-4-yl]propoxy}-N-ethyl-2-fluorobenzamide;
- 4-{3-[1-(3-tert-Butyl-[1,2,4]oxadiazol-5-yl)piperidin-4-yl]propoxy}-2-fluoro-N-(2-hydroxyethyl)benzamide;
- 4-{3-[1-(5-tert-Butyl-[1,2,4]oxadiazol-3-yl)piperidin-4-yl]propoxy}-2-fluoro-N-((R)-2-hydroxy-1-methylethyl)benzamide;
- 10 2-Fluoro-N-((R)-2-hydroxy-1-methylethyl)-4-{3-[1-(5-isopropyl-[1,2,4]oxadiazol-3-yl)piperidin-4-yl]propoxy}benzamide;
- N-((R)-2-Hydroxy-1-methylethyl)-4-{3-[1-(5-isopropyl-[1,2,4]oxadiazol-3-yl)piperidin-4-yl]propoxy}-2-methylbenzamide;
- 2-Fluoro-N-(2-hydroxyethyl)-4-{3-[1-(3-isopropyl-[1,2,4]oxadiazol-5-yl)piperidin-4-
- 15 yl]propoxy}benzamide;
- N-((R)-2-Hydroxy-1-methyl-ethyl)-4-{3-[1-(3-isopropyl-[1,2,4]oxadiazol-5-yl)piperidin-4-yl]propoxy}-2-methylbenzamide;
- N-((R)-2-Hydroxy-1-methylethyl)-4-((R)-3-[1-(3-isopropyl-[1,2,4]oxadiazol-5-yl)piperidin-4-yl]butoxy)-2-methylbenzamide;
- 20 2-Fluoro-N-((R)-2-hydroxy-1-methylethyl)-4-((R)-3-[1-(5-isopropyl-[1,2,4]oxadiazol-3-yl)piperidin-4-yl]butoxy}benzamide;
- N-(2-Hydroxyethyl)-4-{3-[1-(5-isopropyl-[1,2,4]oxadiazol-3-yl)piperidin-4-yl]propoxy}-2-methylbenzamide;
- 2-Fluoro-N-(2-hydroxyethyl)-4-{3-[1-(5-isopropyl-[1,2,4]oxadiazol-3-yl)piperidin-4-
- 25 yl]propoxy}benzamide;
- 2-Fluoro-N-((R)-2-hydroxy-1-methylethyl)-4-{3-[1-(3-propyl-[1,2,4]oxadiazol-5-yl)piperidin-4-yl]propoxy}benzamide;
- 2-Fluoro-N-((R)-2-hydroxy-1-methylethyl)-4-{3-[1-(5-propyl-[1,2,4]oxadiazol-3-yl)piperidin-4-yl]propoxy}benzamide;
- 30 2-Fluoro-4-{3-[1-(3-isopropyl-[1,2,4]oxadiazol-5-yl)-piperidin-4-yl]propoxy}benzamide;
- 4-{3-[1-(3-Isopropyl-[1,2,4]oxadiazol-5-yl)-piperidin-4-yl]propoxy}-2-methylbenzamide;
- N-(2-Hydroxyethyl)-4-{3-[1-(3-isopropyl-[1,2,4]oxadiazol-5-yl)piperidin-4-yl]propoxy}-2-methylbenzamide;
- 2-Fluoro-N-((R)-2-hydroxypropyl)-4-{3-[1-(3-isopropyl-[1,2,4]oxadiazol-5-yl)piperidin-4-
- 35 yl]propoxy}benzamide;

2-Fluoro-N-((S)-2-hydroxypropyl)-4-{3-[1-(3-isopropyl-[1,2,4]oxadiazol-5-yl)piperidin-4-yl]propoxy}benzamide;

N-((R)-2-Hydroxypropyl)-4-{3-[1-(3-isopropyl-[1,2,4]oxadiazol-5-yl)piperidin-4-yl]propoxy}-2-methylbenzamide;

5 2-Fluoro-N-(2-hydroxy-1-methylethyl)-4-{3-[1-(3-isopropyl-[1,2,4]oxadiazol-5-yl)piperidin-4-yl]propoxy}benzamide;

N-((R)-2-Hydroxy-1-methylethyl)-4-{3-[1-(3-isopropyl-[1,2,4]oxadiazol-5-yl)piperidin-4-yl]propoxy}benzamide;

10 N-((S)-2,3-Dihydroxypropyl)-2-fluoro-4-{3-[1-(3-isopropyl-[1,2,4]oxadiazol-5-yl)piperidin-4-yl]propoxy}benzamide;

N-((R)-2,3-Dihydroxypropyl)-2-fluoro-4-{3-[1-(3-isopropyl-[1,2,4]oxadiazol-5-yl)piperidin-4-yl]propoxy}benzamide;

N-(2-Hydroxy-1-methylethyl)-4-{3-[1-(3-isopropyl-[1,2,4]oxadiazol-5-yl)piperidin-4-yl]propoxy}-2-methylbenzamide;

15 4-{3-[1-(3-tert-Butyl-[1,2,4]oxadiazol-5-yl)piperidin-4-yl]propoxy}-N-(2-hydroxyethyl)-2-methylbenzamide;

N-(2-Hydroxy-1-hydroxymethylethyl)-4-{3-[1-(5-isopropyl-[1,2,4]oxadiazol-3-yl)piperidin-4-yl]propoxy}-2-methylbenzamide;

20 2-Fluoro-N-((S)-2-hydroxy-1-methylethyl)-4-{3-[1-(3-isopropyl-[1,2,4]oxadiazol-5-yl)piperidin-4-yl]propoxy}benzamide;

4-{3-[1-(5-Isopropyl-[1,2,4]oxadiazol-3-yl)piperidin-4-yl]propoxy}-2-methylbenzamide;

N-((S)-2,3-Dihydroxypropyl)-4-{3-[1-(5-isopropyl-[1,2,4]oxadiazol-3-yl)piperidin-4-yl]propoxy}-2-methylbenzamide;

4-((R)-3-[1-(3-Isopropyl-[1,2,4]oxadiazol-5-yl)-piperidin-4-yl]butoxy}-2-methylbenzamide;

25 2-Fluoro-N-(2-hydroxy-1-hydroxymethylethyl)-4-{3-[1-(3-isopropyl-[1,2,4]oxadiazol-5-yl)piperidin-4-yl]propoxy}benzamide;

N-(2-Hydroxy-1-hydroxymethylethyl)-4-{3-[1-(3-isopropyl-[1,2,4]oxadiazol-5-yl)piperidin-4-yl]propoxy}-2-methylbenzamide;

30 N-((S)-2,3-Dihydroxypropyl)-4-{3-[1-(3-isopropyl-[1,2,4]oxadiazol-5-yl)piperidin-4-yl]propoxy}-2-methylbenzamide;

4-{3-[1-(3-Isobutyl-[1,2,4]oxadiazol-5-yl)piperidin-4-yl]propoxy}-2-methylbenzamide;

N-((R)-2-Hydroxy-1-methylethyl)-4-{3-[1-(3-isobutyl-[1,2,4]oxadiazol-5-yl)-piperidin-4-yl]propoxy}-2-methylbenzamide;

35 N-(2-Hydroxy-1-hydroxymethylethyl)-4-{3-[1-(3-isobutyl-[1,2,4]oxadiazol-5-yl)piperidin-4-yl]propoxy}-2-methylbenzamide;

4-{3-[1-(3-tert-Butyl-[1,2,4]oxadiazol-5-yl)piperidin-4-yl]propoxy}-2-methylbenzamide;
 2-Methyl-4-{3-[1-(3-propyl-[1,2,4]oxadiazol-5-yl)-piperidin-4-yl]propoxy}-benzamide;
 N-(2-Hydroxy-1-hydroxymethylethyl)-2-methyl-4-{3-[1-(3-propyl-[1,2,4]oxadiazol-5-yl)-
 piperidin-4-yl]propoxy}benzamide;

- 5 4-{3-[1-(3-Ethyl-[1,2,4]oxadiazol-5-yl)-piperidin-4-yl]propoxy}-N-(2-hydroxy-1-hydroxymethyl-
 ethyl)-2-methylbenzamide;
 4-{3-[1-(3-Ethyl-[1,2,4]oxadiazol-5-yl)piperidin-4-yl]propoxy}-2-methylbenzamide;
 4-{3-[1-(3-Ethyl-[1,2,4]oxadiazol-5-yl)piperidin-4-yl]propoxy}-N-((R)-2-hydroxy-1-
 methylethyl)-2-methylbenzamide; and
 10 4-{3-[1-(3-Ethyl-[1,2,4]oxadiazol-5-yl)piperidin-4-yl]propoxy}-N-(2-hydroxyethyl)-2-
 methylbenzamide;
 or a pharmaceutically acceptable salt thereof.

3. The pharmaceutical combination according to claim 1 wherein the GPR119 agonist
 15 is 5-[(1-[3-(1-Methylethyl)-1,2,4-oxadiazol-5-yl]-4-piperidinyl)methyl]oxy)-2-[4-
 (methylsulfonyl)phenyl]pyridine, or a pharmaceutically acceptable salt thereof.

4. The pharmaceutical combination according to claim 1 wherein the GPR119 agonist is
 selected from

- 20 N-((R)-2-Hydroxy-1-methylethyl)-4-{3-[1-(5-isopropyl-[1,2,4]oxadiazol-3-yl)piperidin-4-
 yl]propoxy}-2-methylbenzamide,
 N-((R)-2-Hydroxy-1-methyl-ethyl)-4-{3-[1-(3-isopropyl-[1,2,4]oxadiazol-5-yl)piperidin-4-
 yl]propoxy}-2-methylbenzamide,
 N-(2-Hydroxyethyl)-4-{3-[1-(3-isopropyl-[1,2,4]oxadiazol-5-yl)piperidin-4-yl]propoxy}-2-
 25 methylbenzamide,
 N-(2-Hydroxy-1-hydroxymethylethyl)-4-{3-[1-(3-isopropyl-[1,2,4]oxadiazol-5-yl)piperidin-4-
 yl]propoxy}-2-methylbenzamide,
 N-((S)-2,3-Dihydroxypropyl)-4-{3-[1-(3-isopropyl-[1,2,4]oxadiazol-5-yl)piperidin-4-yl]propoxy}-
 2-methylbenzamide, and
 30 4-{3-[1-(3-Ethyl-[1,2,4]oxadiazol-5-yl)piperidin-4-yl]propoxy}-N-((R)-2-hydroxy-1-methylethyl)-
 2-methylbenzamide,
 or a pharmaceutically acceptable salt thereof.

5. The pharmaceutical combination according to any one of claims claim 1 to 4 characterized in that the composition is suitable for simultaneous, sequential or separate use of the GPR119 agonist and the DPP-4 inhibitor.
- 5 6. The pharmaceutical combination according to any one of claims 1 to 5 characterized in that the GPR119 agonist and the DPP-4 inhibitor are present in a single dosage form.
7. The pharmaceutical combination according to any one of claims claim 1 to 5 characterized in that the GPR119 agonist and the DPP-4 inhibitor are present each in a
10 separate dosage form.
8. A method of using the pharmaceutical combination of any one of claims 1 to 7 for treating or preventing Type 1 diabetes, Type 2 diabetes, inadequate glucose tolerance, insulin resistance, hyperglycemia, hyperlipidemia, hypercholesterolemia,
15 hypertriglyceridemia, dyslipidemia, syndrome X, metabolic syndrome, obesity, hypertension, chronic systemic inflammation, retinopathy, neuropathy, nephropathy, atherosclerosis, endothelial dysfunction and/or osteoporosis.
9. A method of using the pharmaceutical combination according to any one of claims 1 to
20 8 in one or more of the following methods:
- for preventing, slowing progression of, delaying, or treating a metabolic disorder;
 - for improving glycemic control and/or for reducing of fasting plasma glucose, of postprandial plasma glucose and/or of glycosylated hemoglobin HbA1c;
 - for preventing, slowing, delaying or reversing progression from impaired glucose
25 tolerance, insulin resistance and/or from metabolic syndrome to type 2 diabetes mellitus;
 - for preventing, slowing progression of, delaying or treating of a condition or disorder selected from the group consisting of complications of diabetes mellitus;
 - for reducing the weight or preventing an increase of the weight or facilitating a reduction of the weight;
 - 30 - for preventing or treating the degeneration of pancreatic beta cells and/or for improving and/or restoring the functionality of pancreatic beta cells and/or restoring the functionality of pancreatic insulin secretion; and/or
 - for maintaining and/or improving the insulin sensitivity and/or for treating or preventing hyperinsulinemia and/or insulin resistance.

10. A method of treating type 2 diabetes in a patient in need thereof, said method comprising administering to the patient the pharmaceutical combination of claim 1, 2, 3 or 4; wherein said DPP-4 inhibitor and said GRP119 agonist are administered separately, sequentially or simultaneously.

5

11. The pharmaceutical combination according to any one of the claims 1 to 7 further comprising one or more other active substances.

10

12. The pharmaceutical combination according to any one of the claims 1 to 7 further comprising one or more other active substances selected from metformin, sulphonylureas, nateglinide, repaglinide, thiazolidinediones (such as pioglitazone) or PPAR-gamma agonists, alpha-glucosidase blockers, insulin or insulin analogues, and GLP-1 or GLP-1 analogues.

15

13. A method of treating a metabolic disease, particularly diabetes and/or obesity, in a patient in need thereof, said method comprising administering separately, sequentially or simultaneously a DPP-4 inhibitor, preferably as defined in claim 1, a GRP119 agonist as defined in any one of claims 1 to 4 and, optionally, one or more other active substances to the patient.

20

14. A GPR119 agonist as defined in claim 1, 2, 3 or 4 for use in a method of treating type 2 diabetes, said method comprising administration (such as e.g. separate, sequential or simultaneous administration) of the GPR119 agonist and a DPP-4 inhibitor which is preferably 1-[(4-methyl-quinazolin-2-yl)methyl]-3-methyl-7-(2-butyn-1-yl)-8-(3-(*R*)-amino-piperidin-1-yl)-xanthine.

25

15. A DPP-4 inhibitor which is preferably 1-[(4-methyl-quinazolin-2-yl)methyl]-3-methyl-7-(2-butyn-1-yl)-8-(3-(*R*)-amino-piperidin-1-yl)-xanthine for use in a method of treating type 2 diabetes, said method comprising administration (e.g. separate, sequential or simultaneous administration) of the DPP-4 inhibitor and a GPR119 agonist as defined in claim 1, 2, 3 or 4.

30

Figure 1:

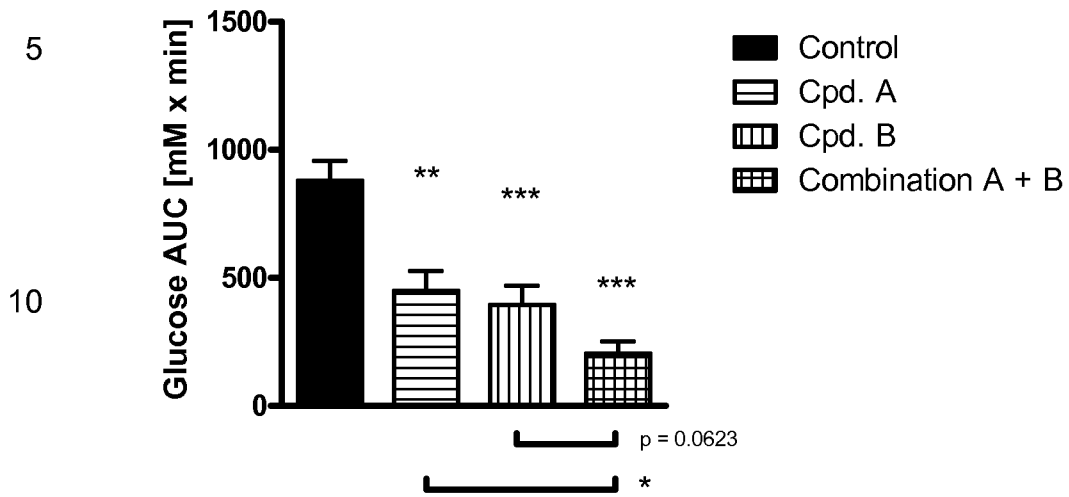


Figure 2:

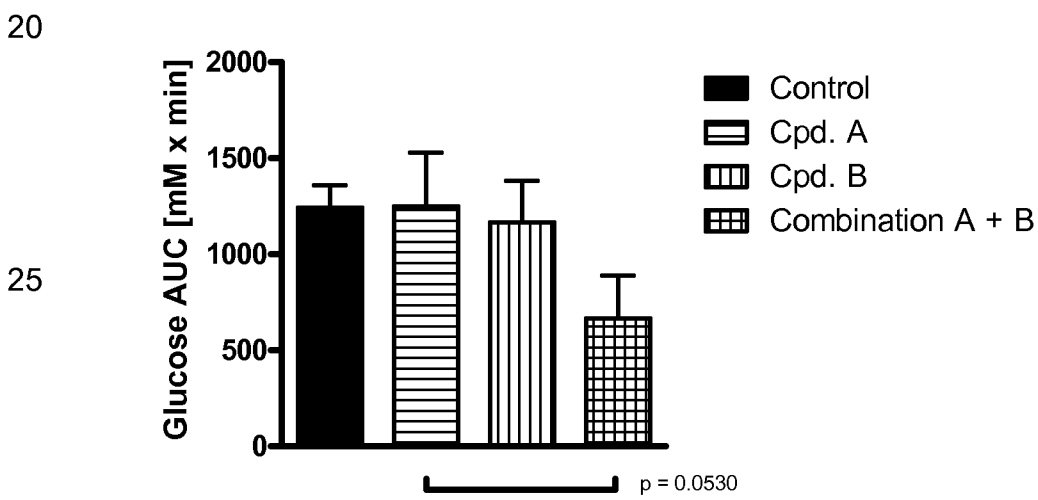
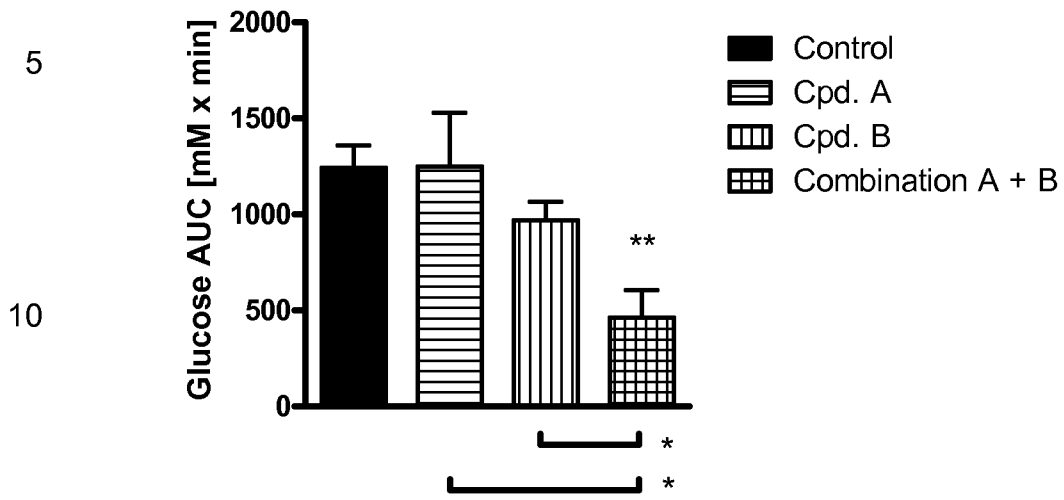
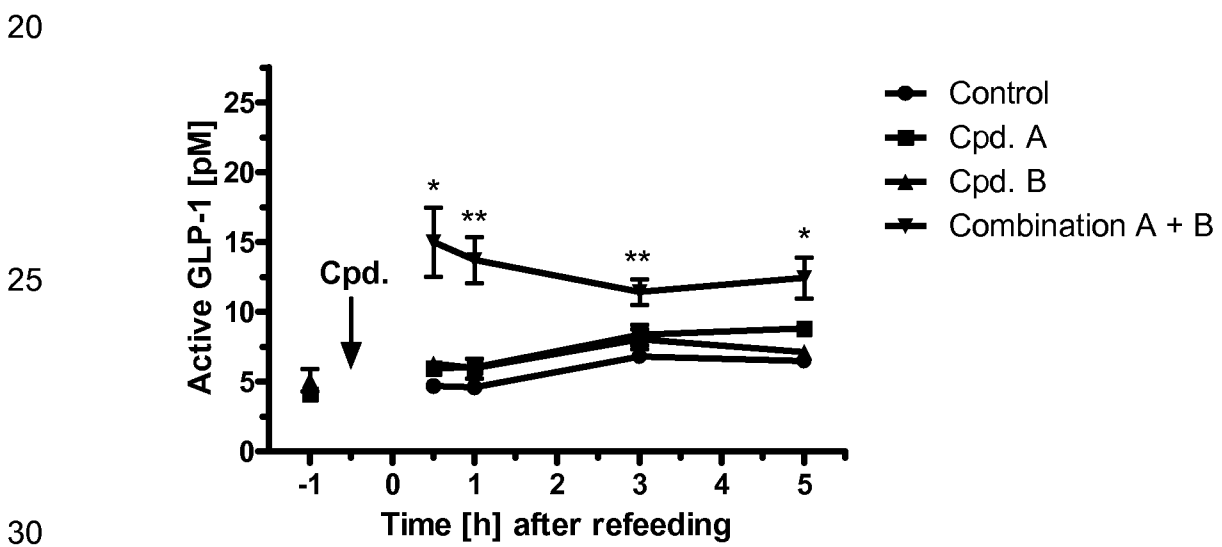


Figure 3:



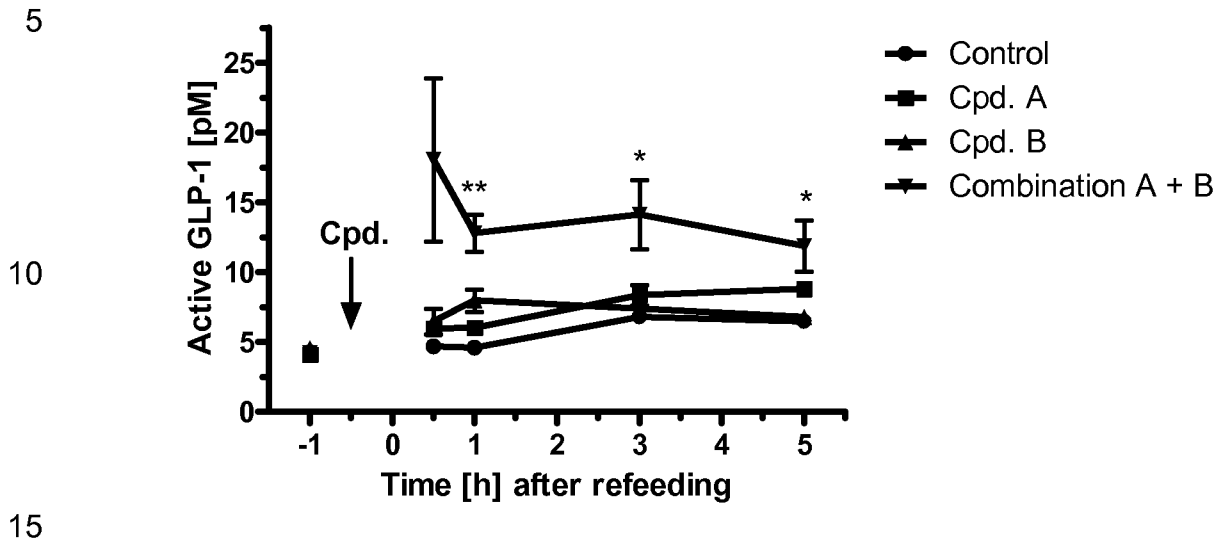
15

Figure 4:



30

Figure 5:



INTERNATIONAL SEARCH REPORT

International application No

PCT/EP2011/054169

A. CLASSIFICATION OF SUBJECT MATTER

INV. A61K31/454 A61K31/519 A61K31/5383
 ADD. A61P19/10 A61P3/04 A61P3/08 A61P3/10

According to International Patent Classification (IPC) or to both national classification and IPC

B. FIELDS SEARCHED

Minimum documentation searched (classification system followed by classification symbols)

A61K

Documentation searched other than minimum documentation to the extent that such documents are included in the fields searched

Electronic data base consulted during the international search (name of data base and, where practical, search terms used)

EPO-Internal, EMBASE, BIOSIS, CHEM ABS Data, WPI Data

C. DOCUMENTS CONSIDERED TO BE RELEVANT

Category*	Citation of document, with indication, where appropriate, of the relevant passages	Relevant to claim No.
Y	WO 2009/123992 A1 (METABOLEX INC [US]; WILSON MARIA E [US]; JOHNSON JEFFREY [US]; CLEMENS) 8 October 2009 (2009-10-08) claims 32, 33; p. 10, l. 25; p. 10, l. 21-23; p. 11, l. 1-3	1-15
Y	WO 2006/076231 A2 (ARENA PHARM INC [US]; CHI ZHI-LIANG [US]; LEONARD JAMES N [US]; AL-SHA) 20 July 2006 (2006-07-20) Fig. 7-9; 0106-0113; 0279	1-15

 Further documents are listed in the continuation of Box C. See patent family annex.

* Special categories of cited documents :

"A" document defining the general state of the art which is not considered to be of particular relevance

"E" earlier document but published on or after the international filing date

"L" document which may throw doubts on priority claim(s) or which is cited to establish the publication date of another citation or other special reason (as specified)

"O" document referring to an oral disclosure, use, exhibition or other means

"P" document published prior to the international filing date but later than the priority date claimed

"T" later document published after the international filing date or priority date and not in conflict with the application but cited to understand the principle or theory underlying the invention

"X" document of particular relevance; the claimed invention cannot be considered novel or cannot be considered to involve an inventive step when the document is taken alone

"Y" document of particular relevance; the claimed invention cannot be considered to involve an inventive step when the document is combined with one or more other such documents, such combination being obvious to a person skilled in the art.

"&" document member of the same patent family

Date of the actual completion of the international search

11 July 2011

Date of mailing of the international search report

04/08/2011

Name and mailing address of the ISA/

European Patent Office, P.B. 5818 Patentlaan 2
 NL - 2280 HV Rijswijk
 Tel. (+31-70) 340-2040,
 Fax: (+31-70) 340-3016

Authorized officer

Dahse, Thomas

INTERNATIONAL SEARCH REPORT

International application No

PCT/EP2011/054169

C(Continuation). DOCUMENTS CONSIDERED TO BE RELEVANT

Category*	Citation of document, with indication, where appropriate, of the relevant passages	Relevant to claim No.
Y	<p>JONES R M ET AL: "GPR119 agonists for the treatment of type 2 diabetes", EXPERT OPINION ON THERAPEUTIC PATENTS 2009 INFORMA HEALTHCARE GBR LNKD-DOI:10.1517/13543770903153878, vol. 19, no. 10, October 2009 (2009-10), pages 1339-1359, XP002649177, ISSN: 1354-3776 p. 1354, bridging col. 1 and 2; last of p. 1341 to first of p. 1342; abstract</p>	1-15
Y	<p>----- WO 2004/065380 A1 (ARENA PHARM INC [US]; JONES ROBERT M [US]; SEMPLE GRAEME [US]; FIORAVA) 5 August 2004 (2004-08-05) p. 1, first ; p. 81, compound B111</p>	1-15
Y	<p>----- WO 2005/061489 A1 (PROSIDION LTD [GB]; FYFE MATTHEW [GB]; GARDNER LISA [GB]; KING-UNDERWOOD) 7 July 2005 (2005-07-07) p. 1, first ; compounds p. 9</p>	1-15
Y	<p>----- WO 2007/035355 A2 (ARENA PHARM INC [US]; JONES ROBERT M [US]; LEHMANN JUERG [US]) 29 March 2007 (2007-03-29) p. 1, first</p>	1-15
Y	<p>----- US 2007/259900 A1 (SIEGER PETER [DE] ET AL) 8 November 2007 (2007-11-08) claims 1, 12</p>	1-15
Y	<p>----- WO 2008/081205 A1 (PROSIDION LTD [GB]; BERTRAM LISA SARAH [GB]; FYFE MATTHEW COLIN THOR []) 10 July 2008 (2008-07-10) compounds table 3, in particular comp. 2, 3, 7,</p>	1-15
Y	<p>----- WO 2008/070692 A2 (SMITHKINE BEECHAM CORP [US]; FANG JING [US]; TANG JUN [US]; CARPENTER) 12 June 2008 (2008-06-12) p. 1, first ; p. 7, l. 1-19; example 169</p>	1-15
Y,P	<p>----- WO 2010/106457 A2 (PFIZER [US]; DENINNO MICHAEL PAUL [US]; FUTATSUGI KENTARO [US]; LEFKER) 23 September 2010 (2010-09-23) p. 1, first ; p. 27/28: examples</p>	1-15

INTERNATIONAL SEARCH REPORT

Information on patent family members

International application No

PCT/EP2011/054169

Patent document cited in search report	Publication date	Patent family member(s)	Publication date	
WO 2009123992	A1	08-10-2009	AR 072352 A1	25-08-2010
			AU 2009231906 A1	08-10-2009
			CA 2719507 A1	08-10-2009
			CN 102026636 A	20-04-2011
			EP 2280704 A1	09-02-2011
			JP 2011516428 A	26-05-2011
			KR 20100134659 A	23-12-2010
			SM AP201000118 A	19-01-2011
			US 2009270404 A1	29-10-2009

WO 2006076231	A2	20-07-2006	AR 052082 A1	28-02-2007
			AT 431139 T	15-05-2009
			AT 432693 T	15-06-2009
			AU 2006205164 A1	20-07-2006
			AU 2009202898 A1	06-08-2009
			AU 2009202900 A1	06-08-2009
			BR PI0606727 A	11-03-2008
			CA 2593427 A1	20-07-2006
			CA 2654733 A1	20-07-2006
			CR 9220 A	31-07-2009
			DK 1758565 T3	07-09-2009
			DK 1808168 T3	05-10-2009
			EA 200701469 A1	28-02-2008
			EP 1758565 A2	07-03-2007
			EP 1808168 A1	18-07-2007
			EP 1997484 A2	03-12-2008
			EP 2116235 A1	11-11-2009
			EP 2322156 A1	18-05-2011
			EP 2322157 A1	18-05-2011
			EP 2322150 A2	18-05-2011
			EP 2322151 A2	18-05-2011
			EP 2322152 A1	18-05-2011
			ES 2327268 T3	27-10-2009
			ES 2327872 T3	04-11-2009
			HK 1096537 A1	31-07-2009
			HK 1100353 A1	15-01-2010
			HR 20090403 T1	31-08-2009
			HR 20090446 T1	30-09-2009
			JP 2008110964 A	15-05-2008
			JP 4118323 B1	16-07-2008
			JP 2008526235 A	24-07-2008
			JP 2008239623 A	09-10-2008
			JP 4221444 B2	12-02-2009
			JP 2008220374 A	25-09-2008
			JP 4237243 B2	11-03-2009
			JP 2008220375 A	25-09-2008
WO 2006076231	A2		JP 2008195733 A	28-08-2008
			KR 20070095400 A	28-09-2007
			KR 20100072085 A	29-06-2010
			KR 20100129328 A	08-12-2010
			NI 200700174 A	09-05-2008
			NZ 556219 A	30-09-2010
			NZ 578502 A	28-01-2011
			NZ 578504 A	25-02-2011
			NZ 587368 A	28-01-2011
			PA 8659301 A1	18-12-2008
			PE 11162006 A1	12-10-2006

INTERNATIONAL SEARCH REPORT

Information on patent family members

International application No

PCT/EP2011/054169

Patent document cited in search report	Publication date	Patent family member(s)	Publication date
		PE 03982010 A1	07-06-2010
		PT 1758565 E	19-08-2009

WO 2004065380	A1	05-08-2004	
		AT 374766 T	15-10-2007
		AU 2004205642 A1	05-08-2004
		AU 2010257356 A1	20-01-2011
		BR PI0406761 A	20-12-2005
		CA 2512899 A1	05-08-2004
		CO 5640119 A2	31-05-2006
		DE 602004009295 T2	03-07-2008
		DK 1599468 T3	04-02-2008
		EC SP055916 A	22-11-2005
		EP 1599468 A1	30-11-2005
		ES 2295816 T3	16-04-2008
		HK 1076815 A1	09-05-2008
		HR 20050696 A2	31-12-2005
		IS 7979 A	12-08-2005
		JP 2006516572 A	06-07-2006
		JP 2011051998 A	17-03-2011
		KR 20050092748 A	22-09-2005
		KR 20110010824 A	07-02-2011
		MA 27707 A1	02-01-2006
		MX PA05007485 A	30-01-2006
		NZ 540612 A	29-02-2008
		PT 1599468 E	14-01-2008
		RS P20050532 A	31-12-2007
		US 2006217379 A1	28-09-2006
		US 2011082134 A1	07-04-2011

WO 2005061489	A1	07-07-2005	
		AU 2004303604 A1	07-07-2005
		BR PI0418149 A	17-04-2007
		CA 2549955 A1	07-07-2005
		CN 1898235 A	17-01-2007
		EP 1711491 A1	18-10-2006
		JP 2007517010 A	28-06-2007

WO 2005061489	A1		
		KR 20060127011 A	11-12-2006
		NZ 547965 A	24-12-2009
		US 2009281060 A1	12-11-2009
		ZA 200605164 A	28-11-2007

WO 2007035355	A2	29-03-2007	
		AT 429430 T	15-05-2009
		AU 2006292620 A1	29-03-2007
		BR PI0616245 A2	14-06-2011
		CA 2619093 A1	29-03-2007
		CN 101263135 A	10-09-2008
		DK 1931654 T3	27-07-2009
		EA 200800834 A1	29-08-2008
		EC SP088281 A	28-04-2008
		EP 1931654 A2	18-06-2008
		ES 2326391 T3	08-10-2009
		HK 1112908 A1	07-08-2009
		JP 2009508861 A	05-03-2009
		KR 20080044296 A	20-05-2008
		MA 29860 B1	03-10-2008
		NI 200800078 A	03-03-2009
		NZ 565898 A	30-07-2010
		RS P20080112 A	06-05-2009

INTERNATIONAL SEARCH REPORT

Information on patent family members

International application No

PCT/EP2011/054169

Patent document cited in search report	Publication date	Patent family member(s)	Publication date
		US 2010160359 A1	24-06-2010
		ZA 200801704 A	26-11-2008

US 2007259900	A1	08-11-2007	
		AR 060756 A1	10-07-2008
		AU 2007247190 A1	15-11-2007
		CA 2651089 A1	15-11-2007
		CN 101437823 A	20-05-2009
		EA 200802198 A1	30-06-2009
		EC SP088794 A	27-11-2008
		EP 2016079 A1	21-01-2009
		WO 2007128721 A1	15-11-2007
		JP 2009535375 A	01-10-2009
		KR 20090005150 A	12-01-2009
		PE 00882008 A1	27-03-2008
		UY 30320 A1	02-01-2008
		ZA 200808224 A	27-05-2009

WO 2008081205	A1	10-07-2008	
		AR 064736 A1	22-04-2009
		AU 2008203673 A1	10-07-2008
		CA 2674093 A1	10-07-2008
		CL 172008 A1	01-08-2008
		EA 200900796 A1	26-02-2010
		EP 2114931 A1	11-11-2009
		JP 2010514829 A	06-05-2010

WO 2008081205	A1		
		MA 31084 B1	04-01-2010
		NZ 578144 A	31-03-2011
		PE 18492008 A1	26-01-2009
		US 2010022591 A1	28-01-2010

WO 2008070692	A2	12-06-2008	
		AU 2007329395 A1	12-06-2008
		CA 2671749 A1	12-06-2008
		CN 101657471 A	24-02-2010
		CO 6210752 A2	20-10-2010
		CR 10852 A	12-08-2009
		EA 200900623 A1	30-12-2009
		EP 2094683 A2	02-09-2009
		EP 2325182 A1	25-05-2011
		JP 2010512334 A	22-04-2010
		KR 20090097184 A	15-09-2009
		MA 30983 B1	01-12-2009
		US 2010029650 A1	04-02-2010

WO 2010106457	A2	23-09-2010	NONE
