



US00D659663S

(12) **United States Design Patent**
Xu et al.

(10) **Patent No.:** **US D659,663 S**

(45) **Date of Patent:** **** May 15, 2012**

(54) **TELEVISION RECEIVER**

(75) Inventors: **Bin Xu**, Qingdao (CN); **Yongchang Ma**,
Qingdao (CN)

(73) Assignee: **Hisense Electric Co., Ltd.**, Qingdao,
Shan Dong Province (CN)

(**) Term: **14 Years**

(21) Appl. No.: **29/409,981**

(22) Filed: **Dec. 30, 2011**

(30) **Foreign Application Priority Data**

Dec. 14, 2011 (CN) 2011 3 0477265

(51) **LOC (9) Cl.** **14-03**

(52) **U.S. Cl.** **D14/126**

(58) **Field of Classification Search** D14/125-134,
D14/239, 371, 136, 374-377, 440, 450, 448,
D14/336, 342; 312/7.2; 348/836, 838, 180,
348/184, 325, 739; 341/12; 248/917-924,
248/465; 345/104, 133, 156, 168, 87, 173;
720/605, 669, 600, 655; 369/99, 197; D21/329,
D21/515, 577, 622, 333, 433, 448, 452, 450,
D21/331; D6/477, 479, 300; 273/148 B;
446/484, 175, 356; D10/15, 26

See application file for complete search history.

(56) **References Cited**

U.S. PATENT DOCUMENTS

D591,250 S *	4/2009	Yoshimura	D14/126
D615,509 S *	5/2010	Song et al.	D14/126
D615,510 S *	5/2010	Won et al.	D14/126
D620,901 S *	8/2010	Won et al.	D14/126
D620,902 S *	8/2010	Kim et al.	D14/126
D620,903 S *	8/2010	Song et al.	D14/126
D620,904 S *	8/2010	Honda	D14/126
D631,860 S *	2/2011	Chai et al.	D14/126
D643,389 S *	8/2011	Lee et al.	D14/126
D644,620 S *	9/2011	Song et al.	D14/126

* cited by examiner

Primary Examiner — Raphael Barkai

(74) *Attorney, Agent, or Firm* — Cheng-Ju Chiang

(57) **CLAIM**

The ornamental design for a television receiver, as shown and described.

DESCRIPTION

FIG. 1 is a perspective view of a television receiver showing my new design;

FIG. 2 is a front elevational view thereof;

FIG. 3 is a rear elevational view thereof;

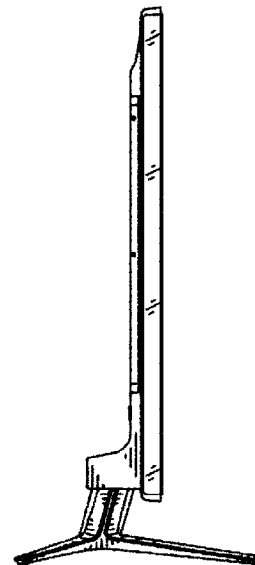
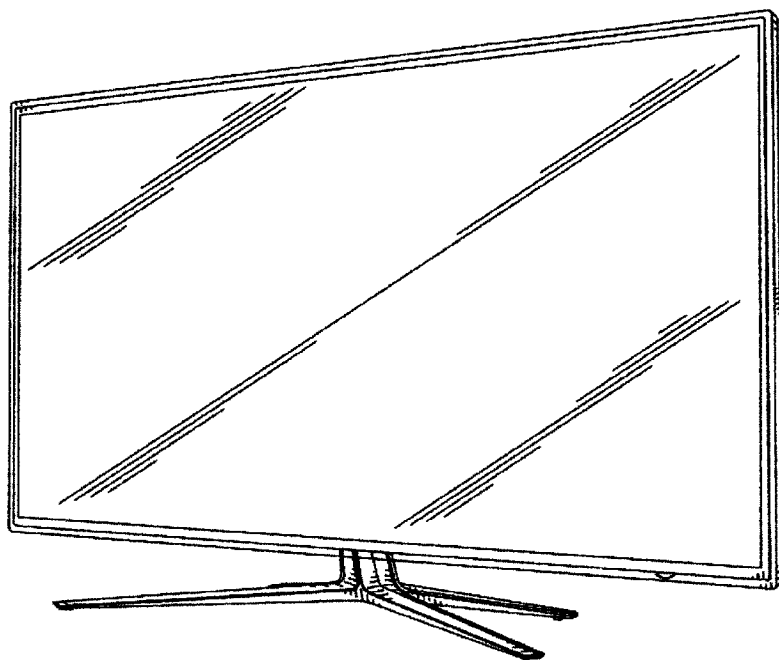
FIG. 4 is a left side elevational view thereof;

FIG. 5 is a right side elevational view thereof;

FIG. 6 is a top plan view thereof; and,

FIG. 7 is a bottom plan view thereof.

1 Claim, 5 Drawing Sheets



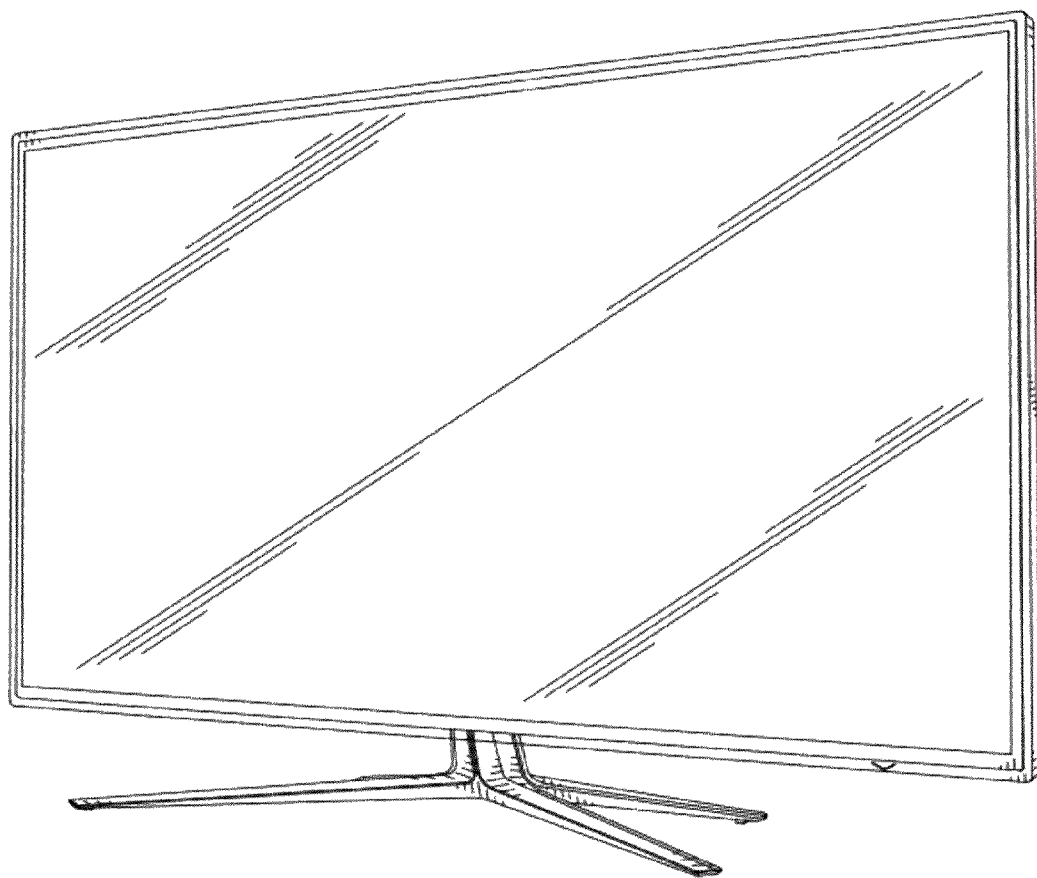


FIG. 1

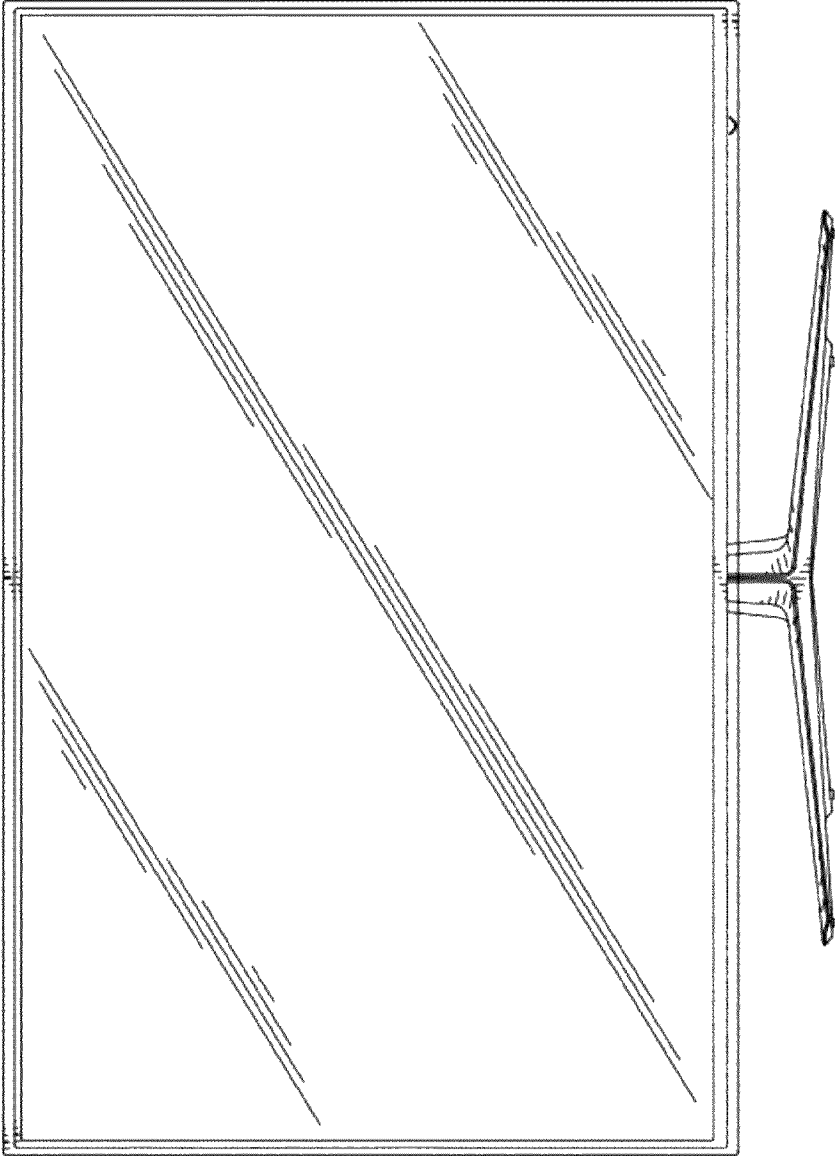


FIG. 2

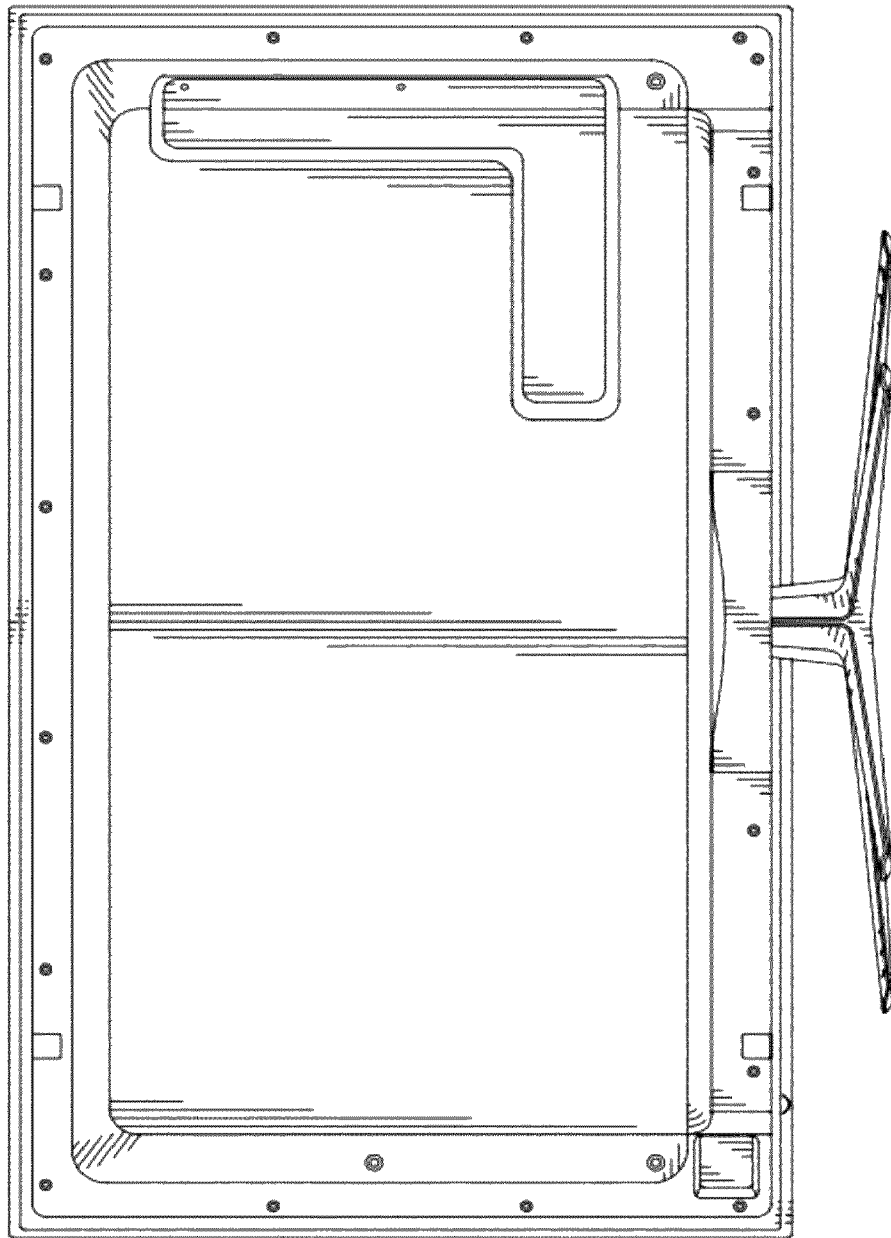


FIG. 3

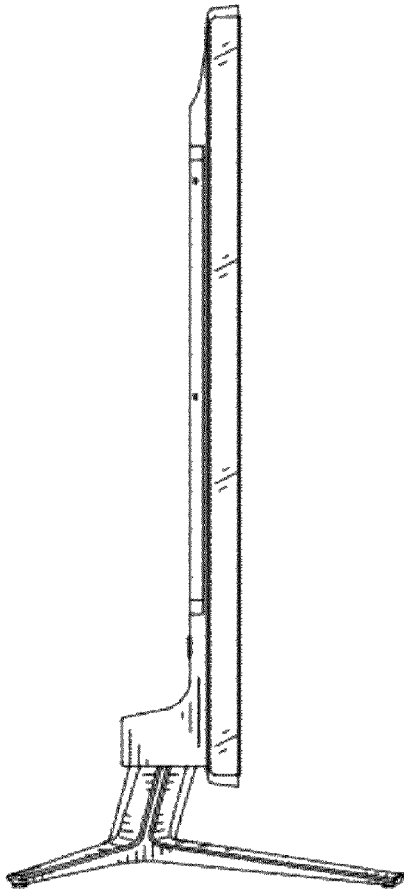


FIG. 4

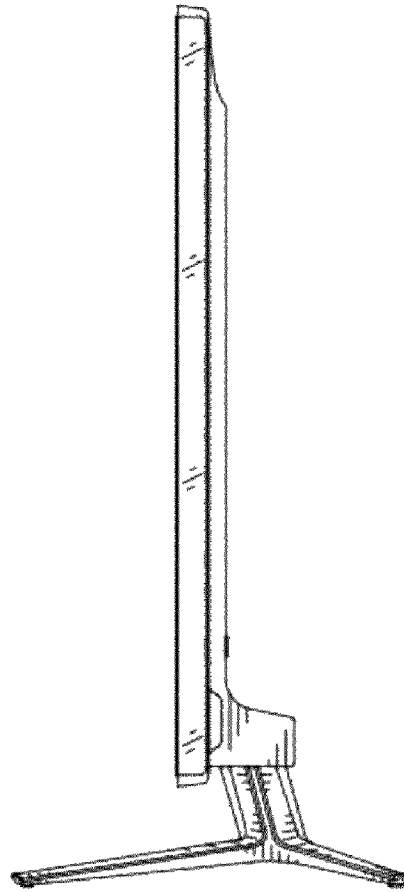


FIG. 5

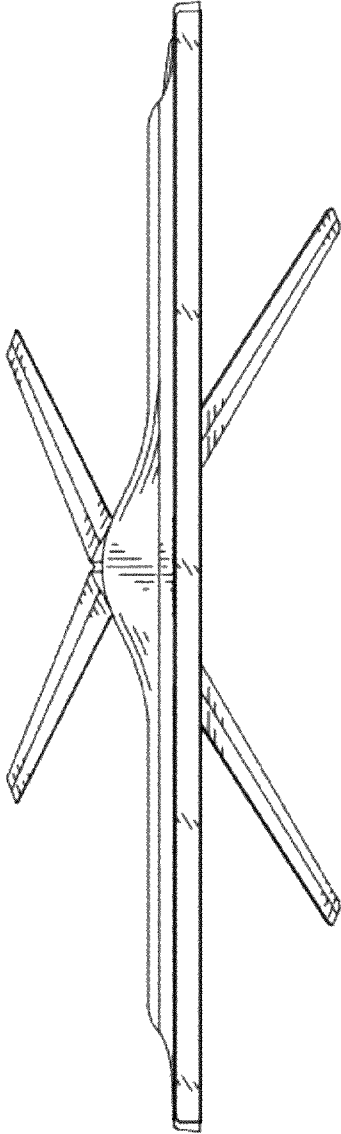


FIG. 6

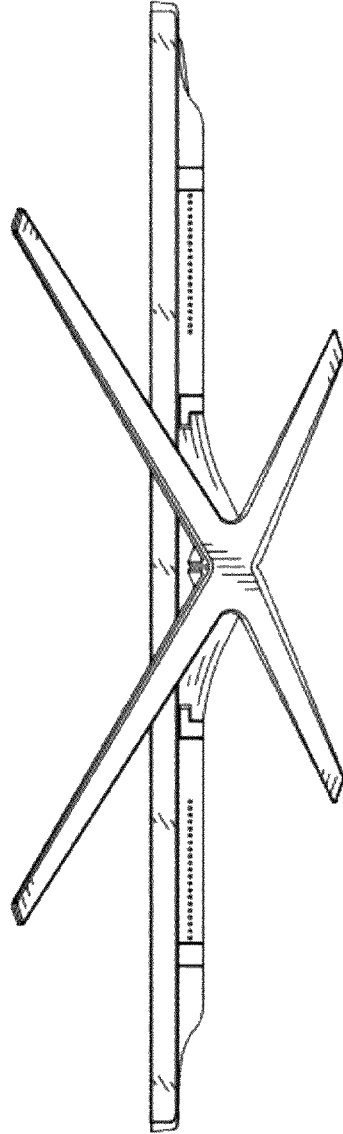


FIG. 7