



US00D371907S

United States Patent [19]

[11] Patent Number: **Des. 371,907**

Cyr et al.

[45] Date of Patent: ****Jul. 23, 1996**

[54] **LUGGAGE CASE**

[75] Inventors: **Ryan Cyr; Jesselyn Cyr**, both of Hidden Hills, Calif.

[73] Assignee: **Tamrac, Inc.**, Chatsworth, Calif.

[**] Term: **14 Years**

[21] Appl. No.: **28,841**

[22] Filed: **Sep. 23, 1994**

[52] U.S. Cl. **D3/287; D3/286**

[58] Field of Search **D3/276, 287, 286, D3/274, 279, 283, 289; 190/100, 102, 103, 112, 115**

[56] **References Cited**

U.S. PATENT DOCUMENTS

D. 269,740	7/1983	Stark	D3/287
D. 277,431	2/1985	Bomes et al.	D3/286
D. 281,646	12/1985	Bomes et al.	D3/286
D. 282,508	2/1986	Bomes et al.	D3/287
D. 284,425	7/1986	Allen	D3/287

D. 313,316	1/1991	Nordstrom	D3/287
D. 313,888	1/1991	Workman	D3/286
D. 314,276	2/1991	Nordstrom	D3/287
D. 323,429	1/1992	Wilson	D3/287
D. 329,329	9/1992	Bomes et al.	D3/279
4,895,230	1/1990	King	190/103

Primary Examiner—Philip S. Hyder
Attorney, Agent, or Firm—Thomas I. Rozsa; Tony D. Chen


[57] **CLAIM**

The ornamental design for a luggage case, as shown and described.

DESCRIPTION

FIG. 1 is a perspective view of a luggage case, showing our new design;
FIG. 2 is a front elevational view thereof;
FIG. 3 is a top plan view thereof;
FIG. 4 is a rear elevational view thereof;
FIG. 5 is a bottom plan view thereof;
FIG. 6 is a left side elevational view thereof; and,
FIG. 7 is a right side elevational view thereof.

1 Claim, 2 Drawing Sheets



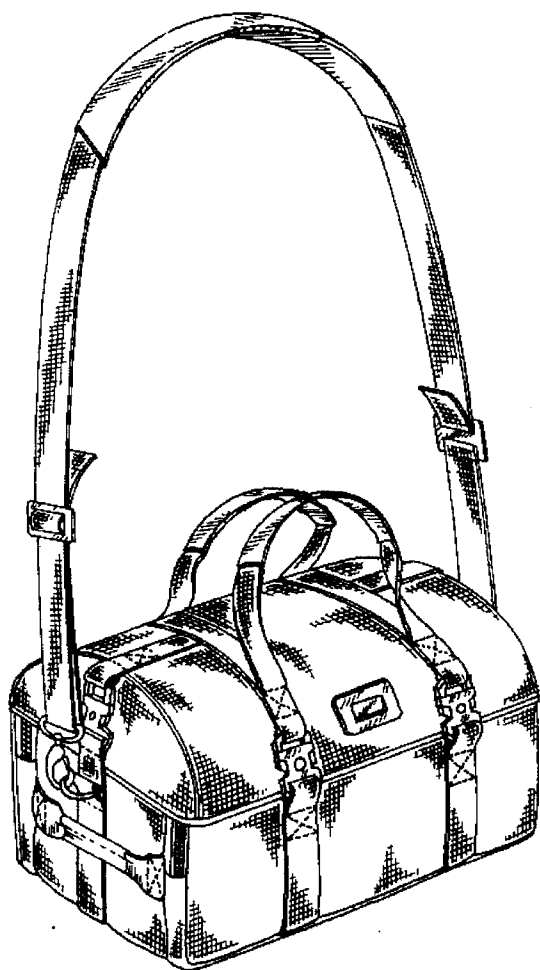


FIG. 1



FIG. 2

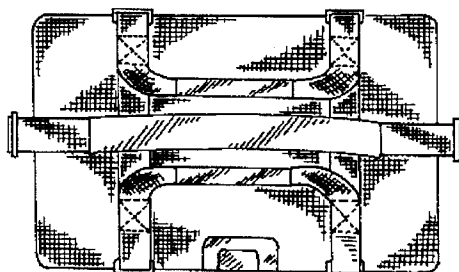


FIG. 3

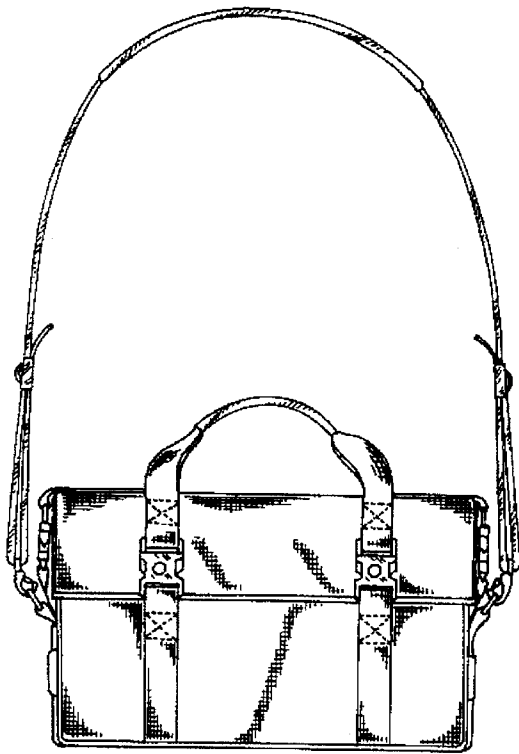


FIG.4

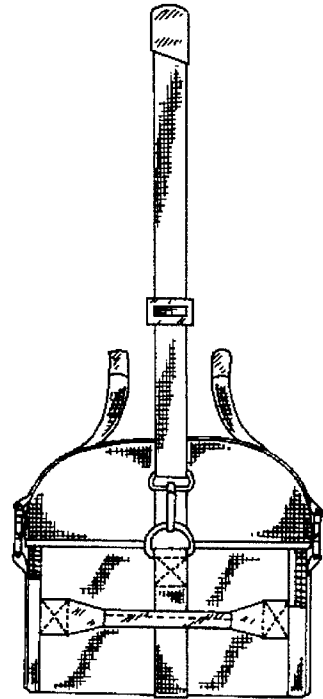


FIG.6

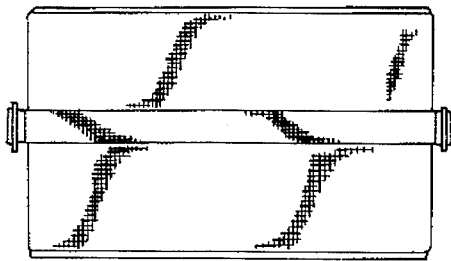


FIG.5

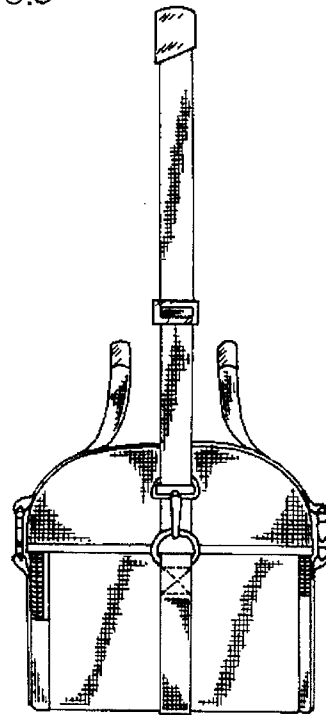


FIG.7