



US00D776788S

(12) **United States Design Patent**
Hanna et al.

(10) **Patent No.:** **US D776,788 S**
(45) **Date of Patent:** **** Jan. 17, 2017**

- (54) **SHOWER FACEPLATE**
- (71) Applicant: **Kohler Co.**, Kohler, WI (US)
- (72) Inventors: **Kenneth S. Hanna**, Bellingham, VA (US); **Gregory de Swarte**, Sheboygan, WI (US); **Lella M. Rubin**, New York, NY (US); **Eugenio Duarte**, Sheboygan Falls, WI (US)
- (73) Assignee: **Kohler Co.**, Kohler, WI (US)
- (**) Term: **15 Years**
- (21) Appl. No.: **29/559,388**
- (22) Filed: **Mar. 28, 2016**

Related U.S. Application Data

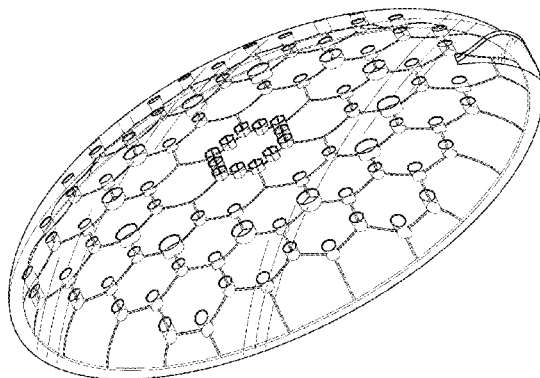
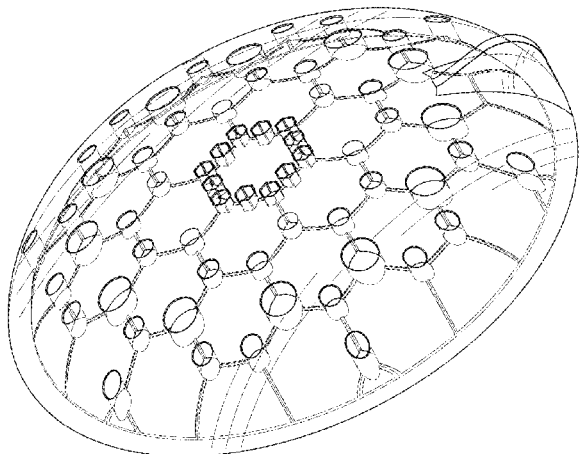
- (60) Division of application No. 29/504,669, filed on Oct. 8, 2014, now Pat. No. Des. 754,283, which is a division of application No. 29/450,323, filed on Mar. 16, 2013, now Pat. No. Des. 715,398, application No. 29/559,388, which is a continuation-in-part of application No. 29/535,968, filed on Aug. 12, 2015, now Pat. No. Des. 752,712, which is a division of application No. 29/467,020, filed on Sep. 13, 2013, now Pat. No. Des. 740,917, which is a continuation-in-part of application No. 29/450,323, filed on Mar. 16, 2013, now Pat. No. Des. 715,398.
- (51) **LOC (10) Cl.** **23-01**
- (52) **U.S. Cl.**
USPC **D23/213**
- (58) **Field of Classification Search**
USPC D23/213, 223, 229, 230; 239/282, 283, 239/462
CPC B05B 1/18; B05B 1/00
See application file for complete search history.

References Cited

U.S. PATENT DOCUMENTS

- 3,088,675 A 5/1963 Bone
- 3,608,650 A 9/1971 Matsusaka

- 3,944,140 A 3/1976 Caton et al.
- 3,963,179 A 6/1976 Tomaro
- 4,272,022 A 6/1981 Evans
- D267,581 S 1/1983 Mackay et al.
- 4,545,083 A 10/1985 Searson
- 4,561,593 A 12/1985 Cammack et al.
- 4,618,100 A 10/1986 White et al.
- 4,733,818 A 3/1988 Aghnides
- 4,733,819 A 3/1988 Aghnides
- 4,964,181 A 10/1990 Alpert
- 4,998,673 A 3/1991 Pilolla
- 5,215,258 A 6/1993 Jursich
- 5,228,625 A 7/1993 Grassberger
- 5,329,650 A 7/1994 Zaccai et al.
- 5,405,089 A 4/1995 Heimann et al.
- 5,518,181 A 5/1996 Shames et al.
- 5,535,779 A 7/1996 Huang
- 5,664,015 A 9/1997 Ford et al.
- 5,702,057 A 12/1997 Huber
- 5,730,362 A 3/1998 Cordes
- 5,779,146 A 7/1998 Cutler
- 5,862,985 A 1/1999 Neibrock et al.
- 6,021,960 A 2/2000 Kehat
- D423,083 S 4/2000 Haug et al.
- D424,160 S 5/2000 Haug et al.
- D424,161 S 5/2000 Haug et al.
- D424,162 S 5/2000 Haug et al.
- D424,163 S 5/2000 Haug et al.
- D424,164 S 5/2000 Haug et al.
- 6,061,457 A 5/2000 Stockhamer
- D428,110 S 7/2000 Haug et al.
- 6,090,210 A 7/2000 Balance et al.
- 6,126,290 A 10/2000 Veigel
- D439,305 S 3/2001 Slothower
- D440,277 S 4/2001 Slothower
- D440,278 S 4/2001 Slothower
- D443,027 S 5/2001 Kollmann et al.
- D443,029 S 5/2001 Kollmann et al.
- 6,263,524 B1 7/2001 Abdul
- D457,598 S 5/2002 Storti et al.
- 6,439,472 B1 8/2002 Lin et al.
- 6,444,039 B1 9/2002 Nguyen
- 6,463,658 B1 10/2002 Larsson
- D465,263 S 11/2002 Tse
- D465,551 S 11/2002 Tse
- D466,188 S 11/2002 Tse
- D489,793 S 5/2004 Haug et al.
- D492,004 S 6/2004 Haug et al.
- D492,006 S 6/2004 Haug et al.
- D492,008 S 6/2004 Haug et al.
- D495,776 S 9/2004 Blomstrom
- D497,974 S 11/2004 Haug et al.
- D498,514 S 11/2004 Haug et al.



(56)

References Cited

FOREIGN PATENT DOCUMENTS

U.S. PATENT DOCUMENTS

6,879,818 B2 4/2005 Wageneck
D506,924 S 7/2005 Berner
D509,424 S 9/2005 Berner
D511,809 S 11/2005 Haug et al.
D513,525 S 1/2006 Haug et al.
6,983,898 B2 1/2006 Clark
D518,145 S 3/2006 Nikles
7,048,210 B2 5/2006 Clark
D527,072 S 8/2006 Wu
7,100,845 B1 9/2006 Hsieh
7,111,798 B2 9/2006 Thomas et al.
7,178,746 B2 2/2007 Gross
D551,737 S 9/2007 Haug et al.
7,269,862 B2 9/2007 Rooke et al.
D557,763 S 12/2007 Schönherr et al.
D557,764 S 12/2007 Schönherr et al.
D557,765 S 12/2007 Schönherr et al.
D562,937 S 2/2008 Schönherr et al.
D562,938 S 2/2008 Blessing
D564,067 S 3/2008 Lammel et al.
D576,251 S 9/2008 Schoenherr et al.
D590,477 S 4/2009 Schoenherr et al.
D590,916 S 4/2009 Schoenherr et al.
D590,917 S 4/2009 Schoenherr et al.
D592,276 S 5/2009 Schoenherr et al.
7,578,453 B1 8/2009 Wilson
D610,230 S 2/2010 Wu et al.
D610,231 S 2/2010 Wu et al.
D610,651 S 2/2010 Wu et al.
7,740,186 B2 6/2010 Macan et al.
7,762,479 B2 7/2010 Li
D630,706 S 1/2011 Giggs et al.
7,918,408 B2 4/2011 Tshieh
D638,100 S 5/2011 Juan
7,946,512 B2 5/2011 Schorn
8,028,935 B2 10/2011 Leber
8,048,010 B2 11/2011 Ohashi et al.
D655,383 S 3/2012 Flowers et al.
D659,797 S 5/2012 Farley
D667,928 S 9/2012 Cutler et al.
D669,157 S 10/2012 Flowers et al.
D670,358 S 11/2012 Bai
D672,011 S 12/2012 Andrew et al.
D672,433 S 12/2012 Yoo et al.
D680,619 S 4/2013 Zhadanov
D681,776 S 5/2013 Cutler et al.
D692,527 S 10/2013 Hanna et al.
D694,361 S 11/2013 Schoenherr et al.
D707,329 S 6/2014 Hanna et al.
D714,421 S 9/2014 Flowers et al.
D719,240 S 12/2014 Hanna et al.
D737,931 S 9/2015 Schoenherr et al.
2003/0029936 A1 2/2003 Clark
2004/0164184 A1 8/2004 Glunk
2004/0217209 A1 11/2004 Bui
2004/0250851 A1 12/2004 Clark
2004/0251323 A1 12/2004 Clark
2004/0252422 A1 12/2004 Talbot et al.
2005/0156062 A1 7/2005 Thomas et al.
2006/0175437 A1 8/2006 Gross
2007/0246577 A1 10/2007 Leber
2008/0011880 A1 1/2008 Butzke et al.
2008/0225517 A1 9/2008 Clark
2009/0114743 A1 5/2009 Thomas et al.
2010/0037389 A1 2/2010 Gross
2010/0065665 A1 3/2010 Whitaker et al.
2010/0167551 A1 7/2010 DeDontney
2011/0031331 A1 2/2011 Klicpera
2011/0073678 A1 3/2011 Qiu et al.
2011/0139905 A1 6/2011 Chen et al.
2012/0104114 A1 5/2012 Zhou et al.
2013/0126646 A1 5/2013 Wu
2013/0232684 A1 9/2013 Schumacher et al.

CN 1761528 4/2006
CN 202045027 11/2011
CN 203408809 1/2014
DE 10108248 8/2002
EP 0348359 12/1989
EP 0435030 7/1991
EP 1479445 1/2004
EP 2638972 9/2013
GB 2337471 11/1999
WO WO 9718041 5/1997

OTHER PUBLICATIONS

Shower head photos, known at least as early as Mar. 12, 2012.
EP13158845.1 Extended European Search Report dated May 24, 2013 (7 pages).
Co-pending U.S. Appl. No. 29/450,323, filed Mar. 16, 2013.
Co-pending U.S. Appl. No. 29/450,310, filed Mar. 15, 2013.
Co-pending U.S. Appl. No. 29/450,306, filed Mar. 15, 2013.
Co-pending U.S. Appl. No. 29/457,990, filed Jun. 14, 2013.
United States Patent Office Notice of Allowance for U.S. Appl. No. 29/415,587 dated Jun. 7, 2013 (7 pages).
United States Patent Office Supplemental Notice of Allowance for U.S. Appl. No. 29/457,990 dated Sep. 24, 2013 (7 pages).
Co-pending U.S. Appl. No. 13/790,621, filed Mar. 8, 2013.
Co-pending U.S. Appl. No. 29/467,020, filed Sep. 13, 2013.
United States Patent Office Notice of Allowance for U.S. Appl. No. 29/470,413 dated Jan. 31, 2014 (16 pages).
European Patent Office Search Report for Application No. 13193218.8 dated Apr. 17, 2014 (7 pages).
United States Patent Office Notice of Allowance for U.S. Appl. No. 29/450,323 dated Jun. 26, 2014 (8 pages).
United States Patent Office Notice of Allowance for U.S. Appl. No. 29/450,310 dated Jun. 25, 2014 (8 pages).
United States Patent Office Notice of Allowance for U.S. Appl. No. 29/450,306 dated Jun. 26, 2014 (8 pages).
United States Patent Office Notice of Allowance for U.S. Appl. No. 29/465,138 dated Aug. 5, 2014 (8 pages).
VS-3014 Caspian Showerhead, downloaded Jun. 27, 2014 <http://www.speakmancompany.com/products/detail/VS-3014> (1 page).
Grohe Power & Soul, 2013 (5 pages).
Australian Patent Office Examination Report for Application No. 2013201441 dated Sep. 17, 2014 (5 pages).
Extended European Search Report for Application No. 13193218.8 dated Aug. 27, 2014 (14 pages).
Co-pending U.S. Appl. No. 29/465,138, filed Aug. 23, 2013.
Co-pending U.S. Appl. No. 14/080,432, filed Nov. 14, 2013.
Examination Report from the Canadian Intellectual Property Office for Application No. 2,808,941 dated Mar. 11, 2015 (5 pages).
Office Action from the United States Patent and Trademark Office for U.S. Appl. No. 14/080,432 dated Apr. 30, 2015 (40 pages).
1st Office Action from the State Intellectual Property Office of the People's Republic of China for Application No. 201310077786.2 dated Jun. 3, 2015 (7 pages).
Office Action from the United States Patent and Trademark Office for U.S. Appl. No. 13/790,621 dated Jul. 2, 2015 (43 pages).
Final Office Action from the United States Patent and Trademark Office for U.S. Appl. No. 13/790,621 dated Jan. 20, 2016 (13 pages).
Second Office Action from the State Intellectual Property Office of the People's Republic of China for Application No. 201310077786.2 dated Jan. 21, 2016 (10 pages).
Office Action from the United States Patent and Trademark Office for U.S. Appl. No. 14/080,432 dated Jun. 10, 2016 (10 pages).
Notice of Allowance from the United States Patent and Trademark Office for U.S. Appl. No. 29/567,006 dated Oct. 4, 2016 (6 pages).
Notice of Allowance from the United States Patent and Trademark Office for U.S. Appl. No. 29/566,805 dated Oct. 13, 2016 (8 pages).
Notice of Allowance from the United States Patent and Trademark Office for U.S. Appl. No. 29/567,003 dated Oct. 13, 2016 (8 pages).
Notice of Allowance from the United States Patent and Trademark Office for U.S. Appl. No. 29/567,018 dated Oct. 11, 2016 (8 pages).

(56) **References Cited**

OTHER PUBLICATIONS

Primary Examiner — Robin V Webster
(74) Attorney, Agent, or Firm — Michael Best & Friedrich LLP

(57) **CLAIM**

We claim the ornamental design for a shower faceplate, as shown and described.

DESCRIPTION

FIG. 1 is a front perspective view of a faceplate for a shower device, such as a showerhead or a hand shower.

FIG. 2 is a rear perspective view of the faceplate shown in FIG. 1.

FIG. 3 is a front view of the faceplate shown in FIG. 1.

FIG. 4 is a rear view of the faceplate shown in FIG. 1.

FIG. 5 is a left side view of the faceplate shown in FIG. 1, the right side view being substantially a mirror image thereof.

FIG. 6 is a top view of the faceplate shown in FIG. 1.

FIG. 7 is a bottom view of the faceplate shown in FIG. 1.

FIG. 8 is a rear perspective cross-sectional view of the faceplate shown in FIG. 1 to illustrate contours of the faceplate.

FIG. 9 is a front perspective view of a faceplate for a shower device, such as a showerhead or a hand shower.

FIG. 10 is a rear perspective view of the faceplate shown in FIG. 9.

FIG. 11 is a front view of the faceplate shown in FIG. 9.

FIG. 12 is a rear view of the faceplate shown in FIG. 9.

FIG. 13 is a left side view of the faceplate shown in FIG. 9, the right side view being substantially a mirror image thereof.

FIG. 14 is a top view of the faceplate shown in FIG. 9.

FIG. 15 is a bottom view of the faceplate shown in FIG. 9; and,

FIG. 16 is a rear perspective cross-sectional view of the faceplate shown in FIG. 9 to illustrate contours of the faceplate.

One or more side and/or bottom views of a shower device are mirror images of another view and, therefore, have been omitted.

Any broken line showing of the environment is for illustrative purposes only and forms no part of the claimed design.

1 Claim, 14 Drawing Sheets

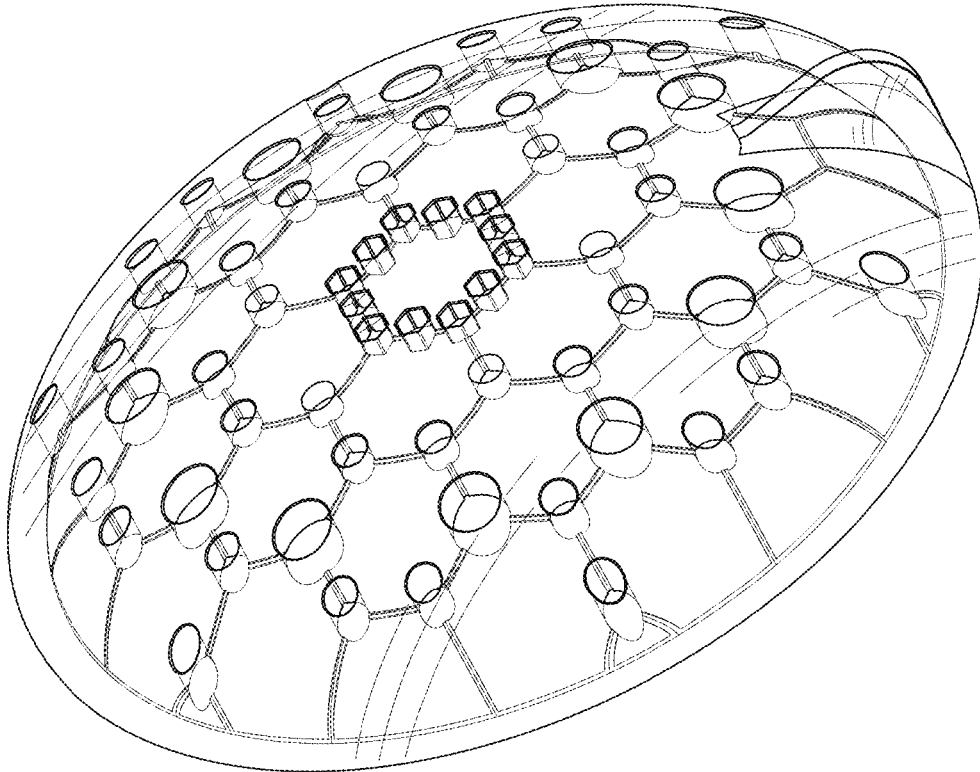


FIG. 1

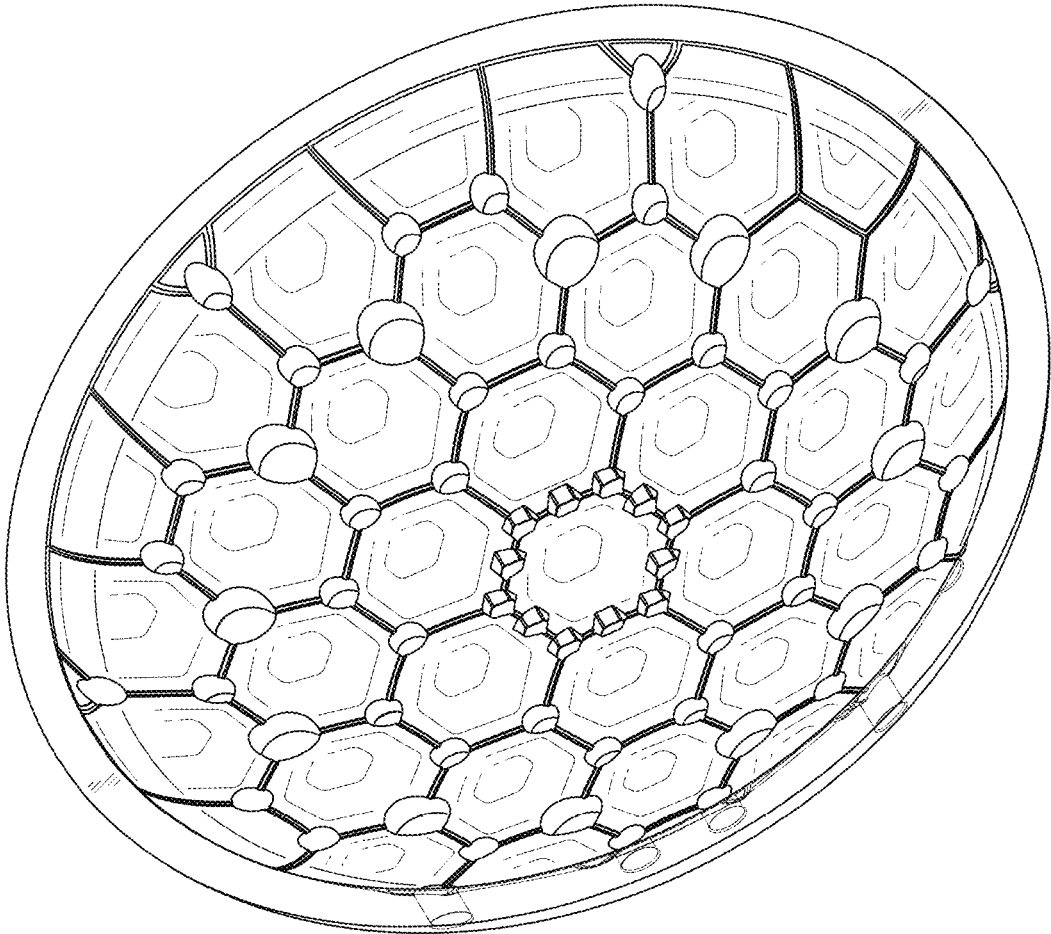


FIG. 2

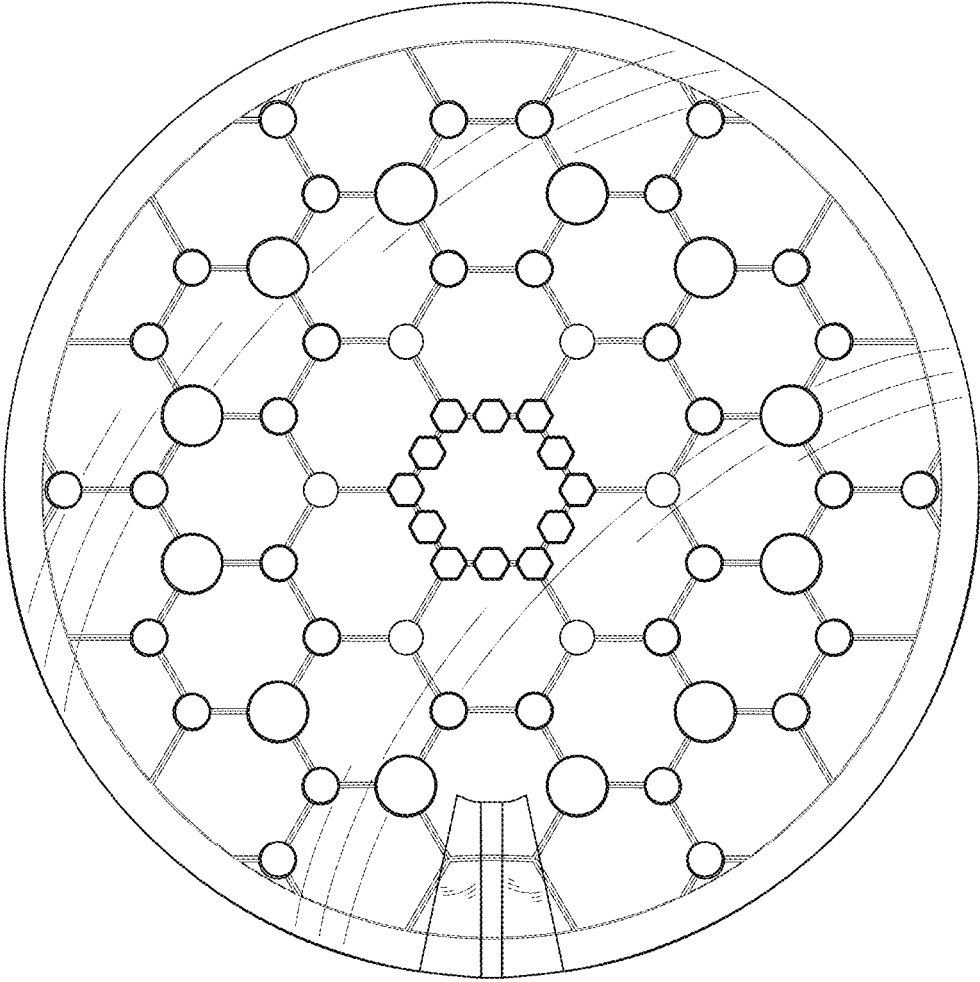


FIG. 3

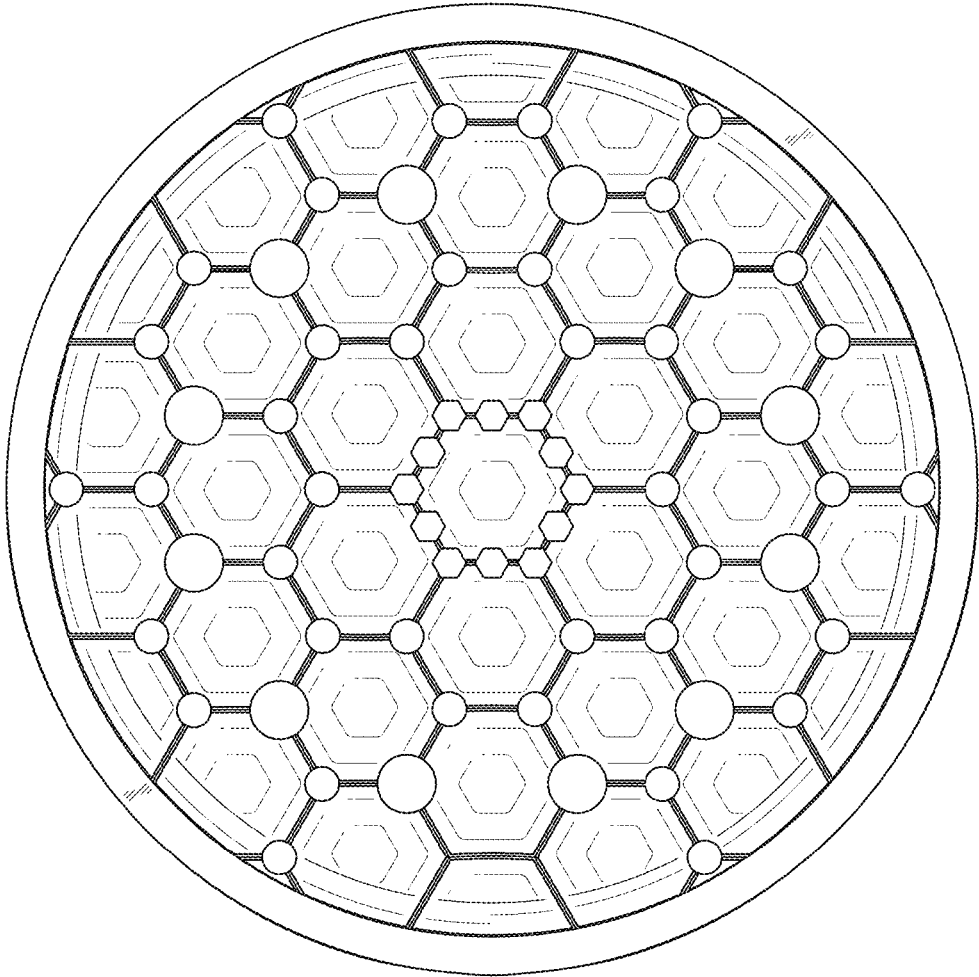


FIG. 4

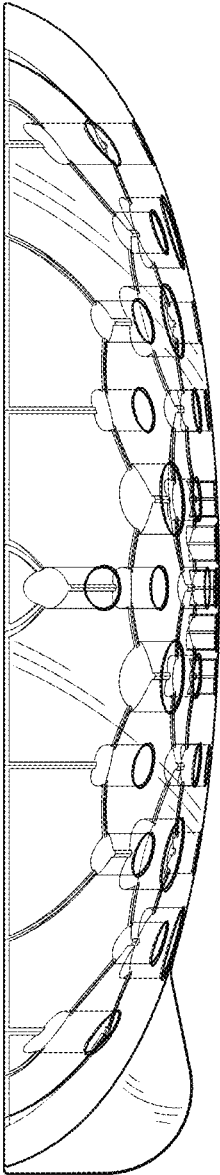


FIG. 5

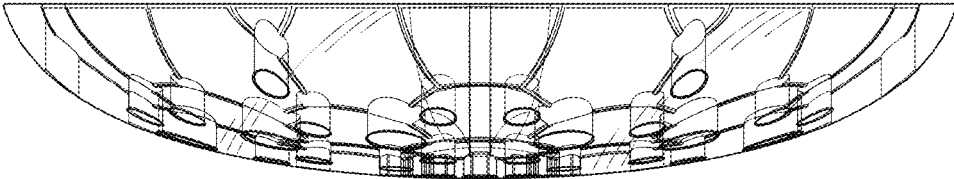


FIG. 6

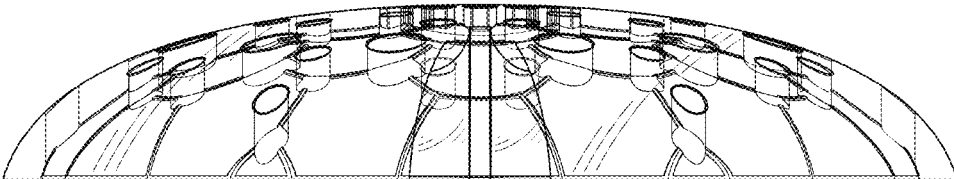


FIG. 7

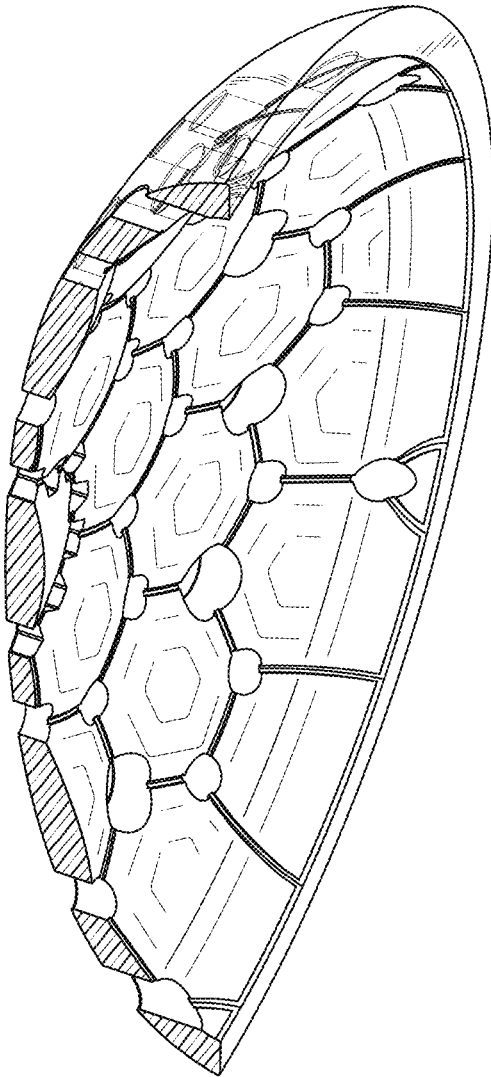


FIG. 8

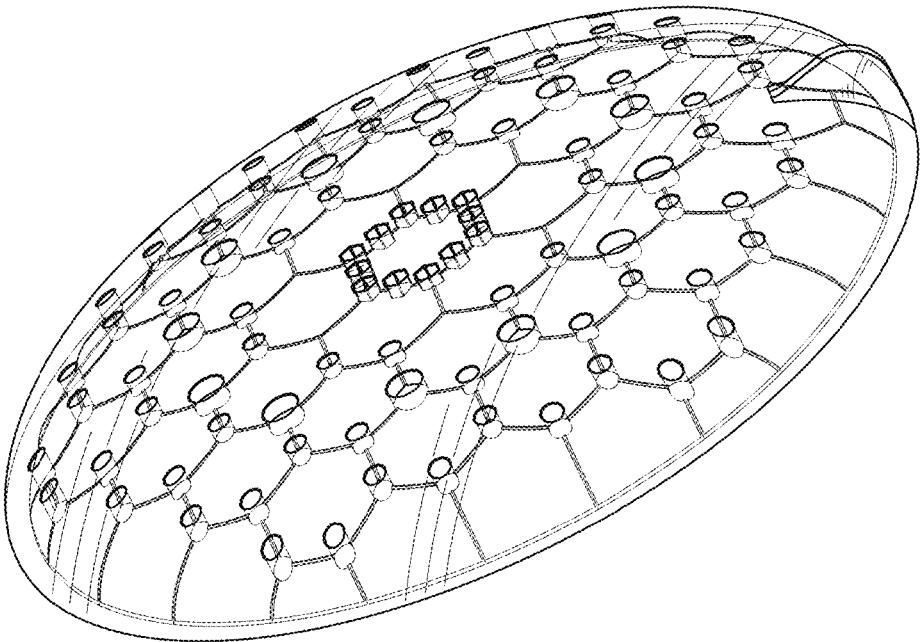


FIG. 9

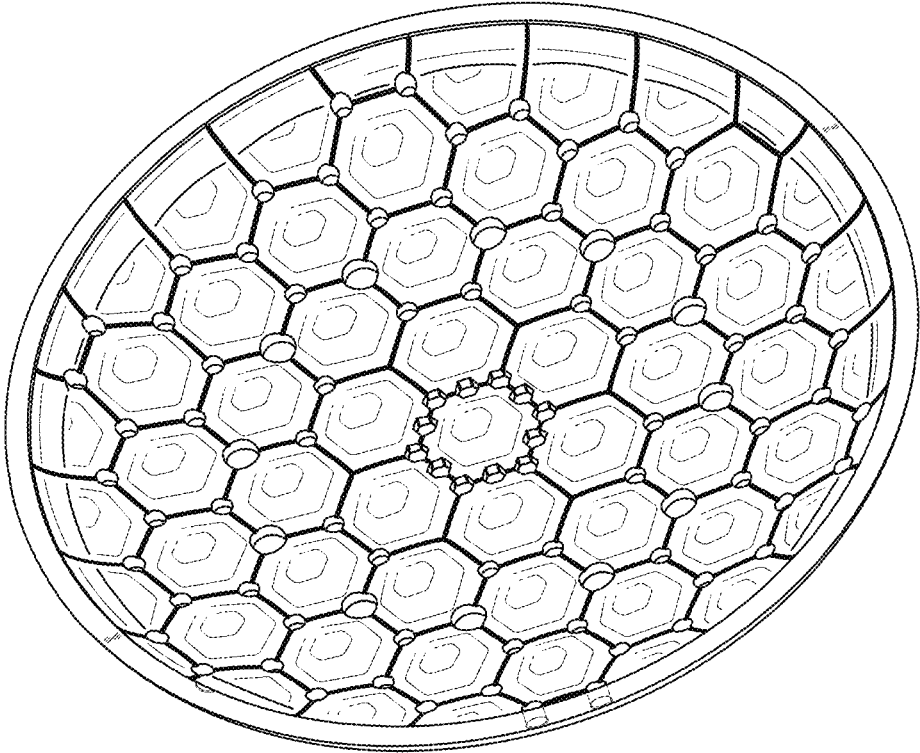


FIG. 10

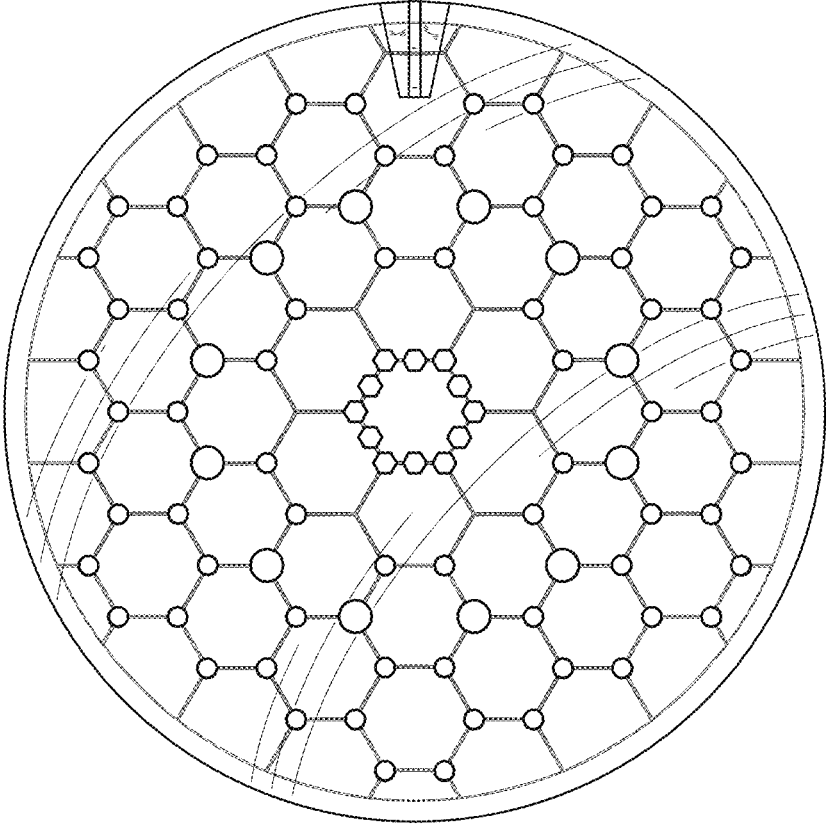


FIG. 11

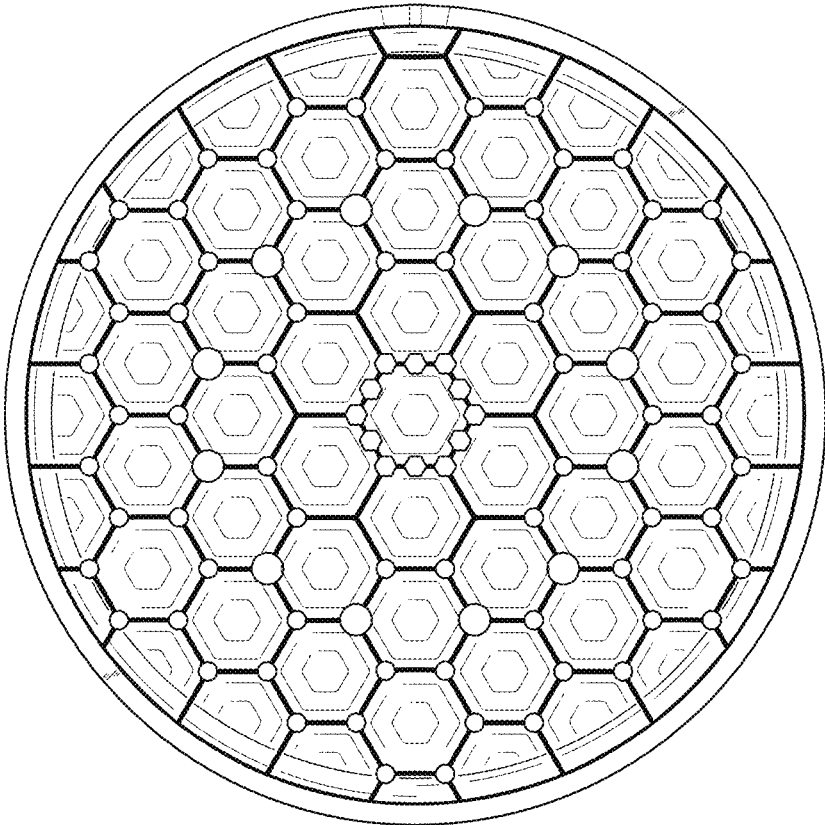


FIG. 12

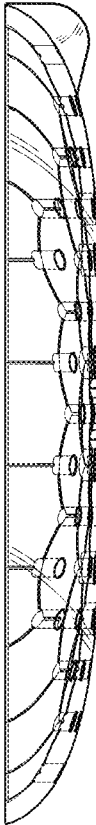


FIG. 13



FIG. 14

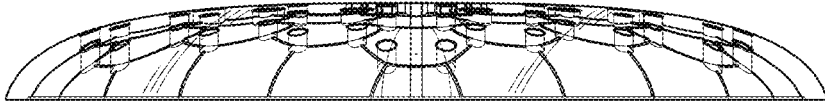


FIG. 15

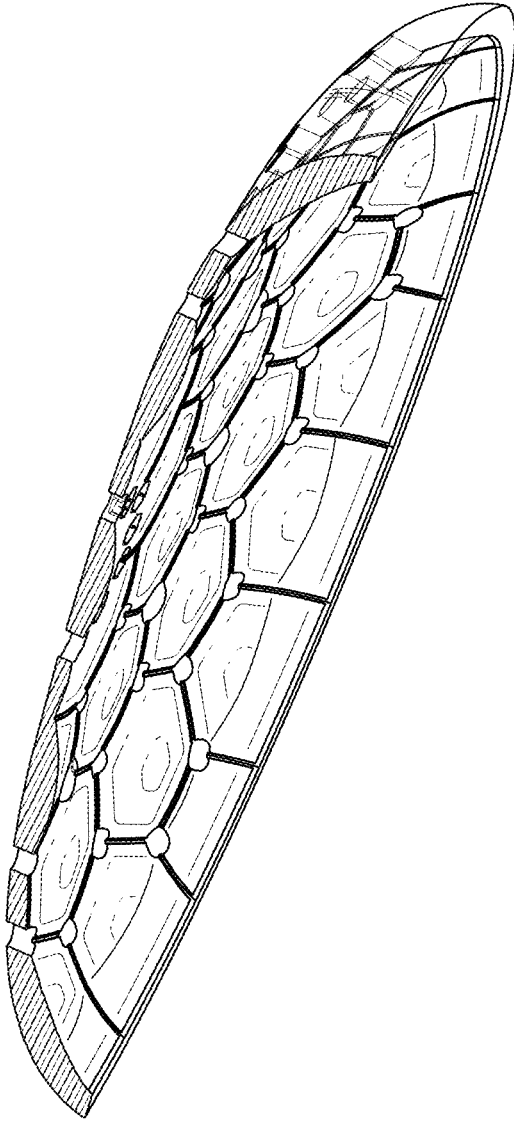


FIG. 16