



US00D652991S

(12) **United States Design Patent**
Cavazos Jimenez et al.

(10) **Patent No.:** **US D652,991 S**

(45) **Date of Patent:** **** Jan. 24, 2012**

(54) **RAZOR HANDLE**

(75) Inventors: **Rolando Antonio Cavazos Jimenez**,
Bartlett, IL (US); **Steven Michael Schennum**, Plainfield, IL (US); **Jeremy Aaron Abel**, Oswego, IL (US)

(73) Assignee: **The Gillette Company**, Boston, MA (US)

(**) Term: **14 Years**

(21) Appl. No.: **29/379,273**

(22) Filed: **Nov. 17, 2010**

(51) **LOC (9) Cl.** **28-03**

(52) **U.S. Cl.** **D28/48**

(58) **Field of Classification Search** D28/44,
D28/44.1-48; 30/32, 34.05, 34.1, 34.2, 43,
30/42, 44-61, 77-84, 526-538
See application file for complete search history.

(56) **References Cited**

U.S. PATENT DOCUMENTS

D490,568 S * 5/2004 Leventhal et al. D28/46
D563,045 S 2/2008 Provost et al.

D563,046 S 2/2008 Provost et al.
D614,809 S * 4/2010 Bae D28/46
D629,565 S * 12/2010 Kling et al. D28/48
2008/0148574 A1 * 6/2008 Chou 30/45

* cited by examiner

Primary Examiner — Jennifer Rivard

(74) *Attorney, Agent, or Firm* — Kevin C. Johnson; Steven W. Miller

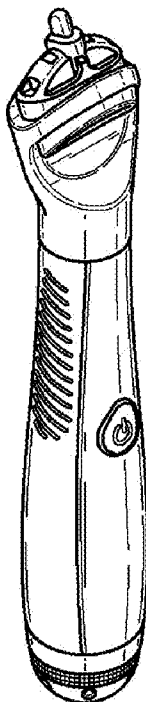
(57) **CLAIM**

The ornamental design for a razor handle, as shown and described.

DESCRIPTION

FIG. 1 is a perspective view of a razor handle of the present invention;
FIG. 2 is a front view thereof;
FIG. 3 is a rear view thereof;
FIG. 4 is a left side view thereof;
FIG. 5 is a right side view thereof;
FIG. 6 is a top plan view thereof; and,
FIG. 7 is a bottom plan view thereof.

1 Claim, 2 Drawing Sheets



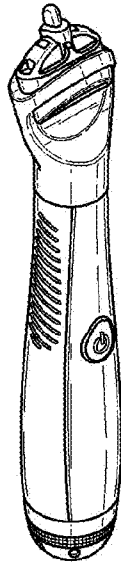


Fig.1.

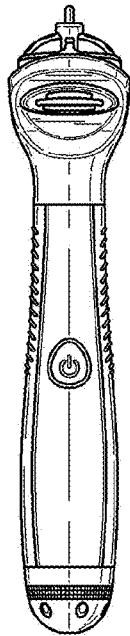


Fig.2.

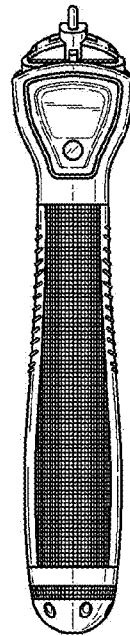


Fig.3.

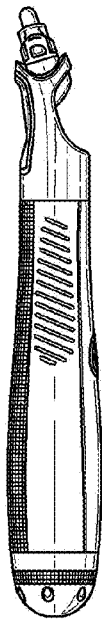


Fig.4.

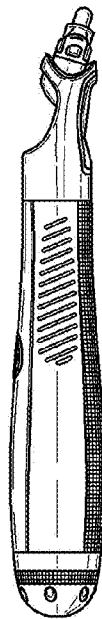


Fig.5.



Fig.6.

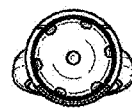


Fig.7.