



US00RE48180E

(19) **United States**
(12) **Reissued Patent**
Stokes et al.

(10) **Patent Number:** **US RE48,180 E**
(45) **Date of Reissued Patent:** **Sep. 1, 2020**

(54) **SLEDGE HAMMER**

FOREIGN PATENT DOCUMENTS

(71) Applicant: **Fiskars Finland Oy Ab**, Helsinki (FI)

CN 301645716 8/2011
CN 3016457165 8/2011

(Continued)

(72) Inventors: **Steven Stokes**, Fitchburg, WI (US);
Aaron Honadel, Ixonia, WI (US);
Colin Roberts, Madison, WI (US);
Petteri Masalin, Helsinki (FI); **Sami**
Lyytikäinen, Lohja (FI)

Primary Examiner — Philip S Hyder
(74) *Attorney, Agent, or Firm* — Leason Ellis LLP

(73) Assignee: **FISKARS FINLAND OY AB**, Helsinki (FI)

(57) **CLAIM**

We claim the ornamental design for a sledge hammer, as shown and described.

(21) Appl. No.: **29/704,733**

(22) Filed: **Sep. 6, 2019**

DESCRIPTION

Related U.S. Patent Documents

Reissue of:

(64) Patent No.: **Des. 770,257**
Issued: **Nov. 1, 2016**
Appl. No.: **29/531,274**
Filed: **Jun. 24, 2015**

[FIG. 1 is a front perspective view from above of the claimed design according to one embodiment;]

[FIG. 2 is a rear perspective view from above of the claimed design of FIG. 1;]

[FIG. 3 is a front view of the claimed design of FIG. 1;]

[FIG. 4 is a left side view of the claimed design of FIG. 1;]

[FIG. 5 is a rear side view of the claimed design of FIG. 1;]

[FIG. 6 is a right side view of the claimed design of FIG. 1;]

[FIG. 7 is a top view of the claimed design of FIG. 1;]

[FIG. 8 is a bottom view of the claimed design of FIG. 1; and.]

[FIG. 9 is a detail view of a portion of the handle of the claimed design.]

U.S. Applications:

(62) Division of application No. 29/668,435, filed on Oct. 30, 2018, which is an application for the reissue of Pat. No. Des. 770,257.

FIG. 10 is a front perspective view from above of the sledge hammer;

FIG. 11 is a rear perspective view from above of the sledge hammer of FIG. 1;

FIG. 12 is a front of the sledge hammer of FIG. 1;

FIG. 13 is a left side view of the sledge hammer of FIG. 1;

FIG. 14 is a rear view of the sledge hammer of FIG. 1;

FIG. 15 is a right side view of the sledge hammer of FIG. 1;

FIG. 16 is a top view of the sledge hammer of FIG. 1; and,

FIG. 17 is a bottom view of the sledge hammer of FIG. 1.

Any portion of the article depicted in broken lines forms no part of the claimed design. [As shown in FIG. 9, the circular features on the grip of the handle are depicted in broken

(51) **LOC (12) Cl.** **08-02**

(52) **U.S. Cl.**
USPC **D8/75; D8/78**

(58) **Field of Classification Search**
USPC **D8/75, 76, 77, 78, 79, 80, 81**

(Continued)

(56) **References Cited**

U.S. PATENT DOCUMENTS

277,183 A 5/1883 Wright
755,355 A * 3/1904 Carlsen B25D 1/00
254/26 R

(Continued)

(Continued)



NEW



NEW

lines] *Broken lines formed of unequal length dashes (i.e., dash-dot) show boundaries between claimed and unclaimed portions of the design.*

1 Claim, 9 Drawing Sheets

Matter enclosed in heavy brackets [] appears in the original patent but forms no part of this reissue; matter printed in italics indicates the additions made by reissue.

- (58) **Field of Classification Search**
 CPC ... B25D 1/00; B25D 1/02; B25D 1/04; B25D 1/045; B25D 1/12; B25D 1/14; B25D 1/16; B25G 1/01; B25G 1/02; B25G 1/102

See application file for complete search history.

(56) **References Cited**

U.S. PATENT DOCUMENTS

935,253	A	9/1909	Gill et al.	
1,008,944	A	11/1911	Brendel	
1,102,935	A	7/1914	Lipoff	
1,279,075	A	9/1918	Bali	
1,321,371	A	11/1919	Huff	
1,357,451	A	11/1920	Groover	
1,369,499	A	2/1921	Thomson	
1,377,920	A	5/1921	Pearson	
D99,635	S	5/1936	Vaughan	
D115,256	S	6/1939	Vaughan	
2,319,253	A	5/1943	Neal	
2,470,865	A	5/1949	Rosengren	
2,504,093	A	4/1950	Toth	
D256,322	S	8/1980	Zabarte	
D263,369	S	3/1982	Kuo	
D266,141	S	9/1982	Nannen	
4,357,974	A	11/1982	Nannen	
D271,076	S	10/1983	Hillinger	
4,476,597	A	10/1984	Gobbi	
D288,628	S	3/1987	Farrand	
4,669,342	A	6/1987	Wilson	
D302,381	S	7/1989	Zabarte	
D302,933	S	8/1989	Zabarte	
D303,208	S	9/1989	Chung	
D340,177	S	10/1993	Key	
D354,212	S	1/1995	Ronnholm et al.	
D356,480	S	3/1995	Ronnholm et al.	
D362,795	S	10/1995	Ronnholm	
D365,739	S	1/1996	Weintraut	
5,551,323	A	9/1996	Beere et al.	
D378,656	S	4/1997	Maine	
5,647,080	A	7/1997	Martin	
D381,884	S *	8/1997	Spirer	D8/75
D393,776	S	4/1998	Kessler	
D408,219	S	4/1999	Lai	
D410,362	S	6/1999	Lai	
D420,268	S	2/2000	Coonrad	
D442,048	S	5/2001	Coonrad	
D448,265	S *	9/2001	Chen	D8/107
D465,714	S	11/2002	Stump et al.	
D468,181	S	1/2003	Hung	
D494,830	S *	8/2004	Konen	D8/107
6,860,053	B2	3/2005	Christiansen	
D519,348	S	4/2006	Chen	

D519,813	S	5/2006	Hung	
D520,568	S *	5/2006	DeBoer	D8/75
D521,344	S	5/2006	Hung	
D521,839	S *	5/2006	Hung	D8/75
7,044,020	B2	5/2006	Rosenthal	
D530,582	S *	10/2006	Sleiman	D8/77
D566,510	S	4/2008	Nielsen	
7,380,483	B2	6/2008	Hu	
D572,993	S *	7/2008	Baty	D8/11
D574,690	S *	8/2008	Chen	D8/77
D600,523	S	9/2009	Adams et al.	
D605,922	S	12/2009	Reinius	
7,631,582	B2	12/2009	Hu	
D618,977	S *	7/2010	Ruhland	D8/77
D619,442	S *	7/2010	Chen	D8/80
D623,413	S	9/2010	Blanchard et al.	
D625,982	S	10/2010	Oyama	
D628,870	S	12/2010	Jerabek et al.	
D628,871	S	12/2010	Jerabek et al.	
7,874,231	B2	1/2011	Hanlon	
D631,722	S	2/2011	Lamarre et al.	
D636,185	S	4/2011	Behar et al.	
D644,498	S	9/2011	Chen	
D645,252	S	9/2011	Blanchard et al.	
D648,202	S *	11/2011	Chen	D8/80
D648,610	S	11/2011	Paloheimo	
8,056,443	B2	11/2011	Hanlon	
D653,925	S	2/2012	Hung	
D654,774	S *	2/2012	Mullen	D8/107
D657,566	S	4/2012	Behar et al.	
D658,884	S	5/2012	Watanabe et al.	
D661,170	S	6/2012	Beggs	
D664,358	S	7/2012	Behar et al.	
D670,504	S	11/2012	Watanabe et al.	
D672,628	S *	12/2012	Frenkel	D8/78
D676,300	S	2/2013	Vanderbeek	
8,387,486	B2	3/2013	Hanlon	
D680,402	S	4/2013	Descombes	
8,420,203	B2	4/2013	Sikora et al.	
D685,247	S	7/2013	Tatic	
8,770,548	B2	7/2014	Hanlon	
D710,615	S	8/2014	Pereira et al.	
D716,126	S	10/2014	Dahlberg et al.	
D730,134	S	5/2015	Youngren et al.	
D743,231	S	11/2015	Chang	
D747,943	S	1/2016	Hung	
D752,938	S	4/2016	West et al.	
D752,941	S *	4/2016	Lee	D8/81
D758,820	S *	6/2016	Nelson	D8/80
2004/0244117	A1	12/2004	Huang	
2007/0082750	A1	4/2007	Rose	
2008/0072702	A1	3/2008	Arnold	
2010/0199809	A1	8/2010	St. John et al.	
2012/0048055	A1	3/2012	Krause et al.	
2014/0260812	A1	9/2014	Chang	
2014/0311299	A1 *	10/2014	Chen	B25D 1/12 81/22
2016/0008966	A1 *	1/2016	Stokes	B25G 1/01 81/22

FOREIGN PATENT DOCUMENTS

KR	3002221850000	6/1998
KR	300222185000	9/1998
TW	D142581	9/2011
TW	D148437	8/2012
TW	D153006	4/2013

* cited by examiner

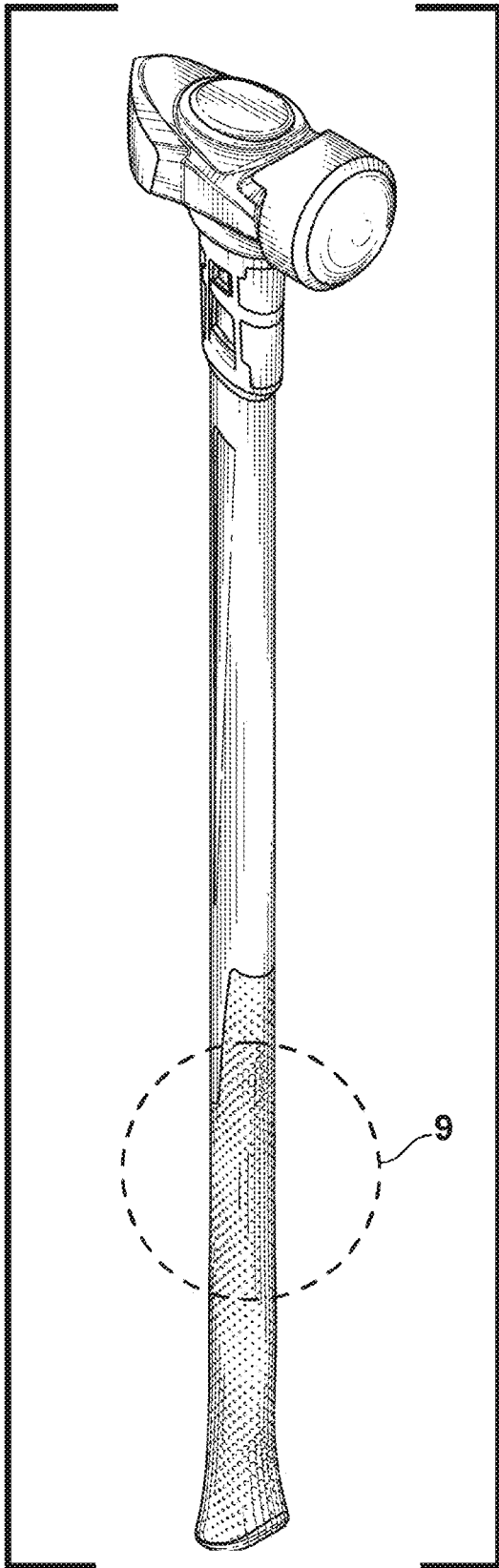


FIG. 1
CANCELLED

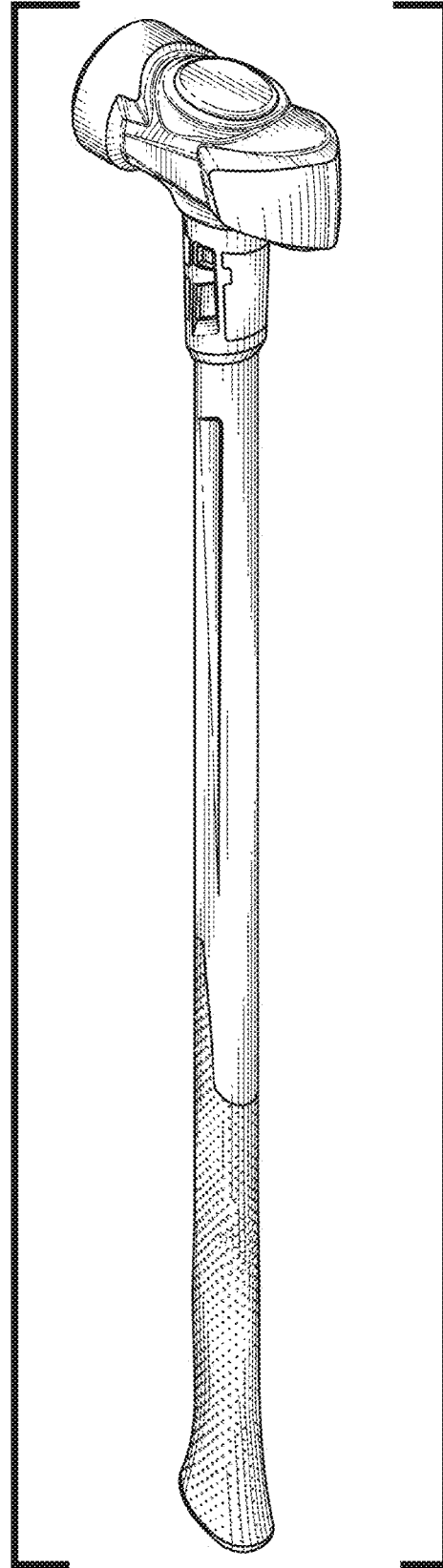


FIG. 2
CANCELLED




FIG. 3
CANCELLED

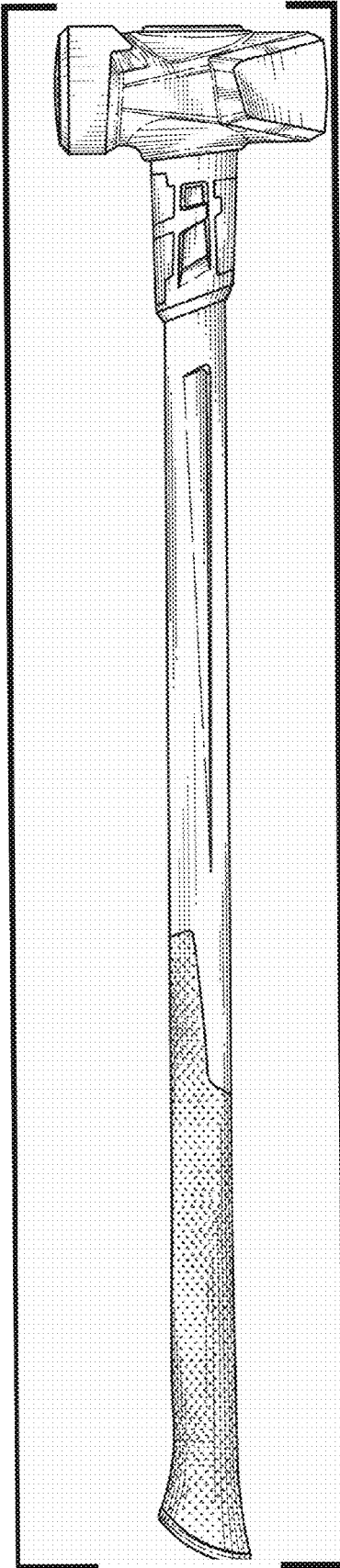


FIG. 4
CANCELLED

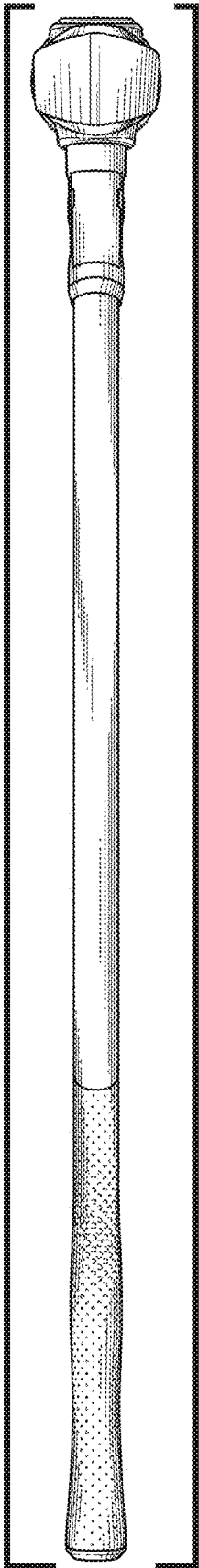


FIG. 5
CANCELLED

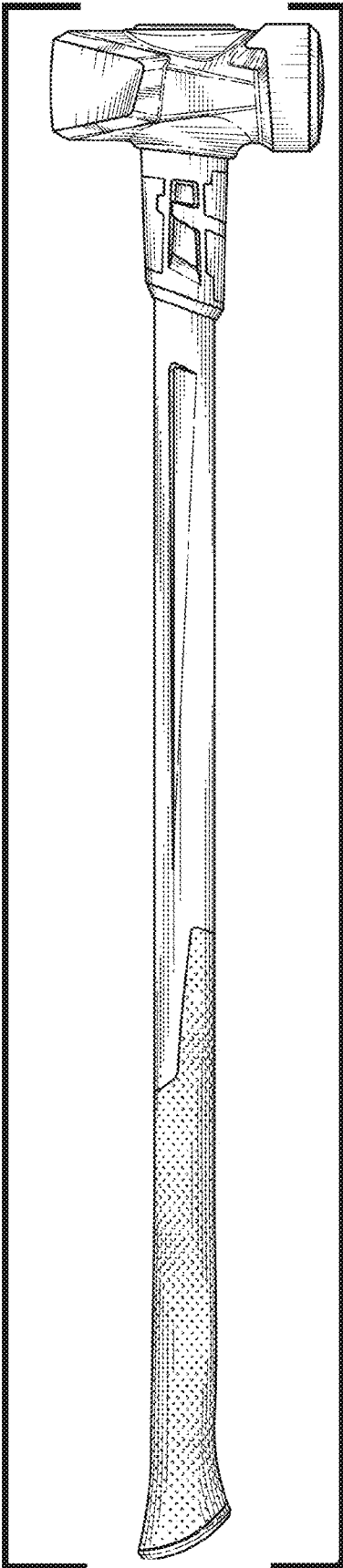


FIG. 6
CANCELLED

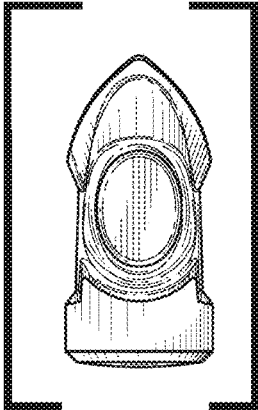


FIG. 7
CANCELLED

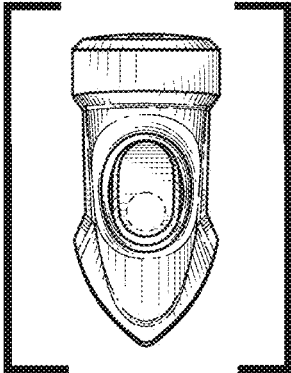


FIG. 8
CANCELLED

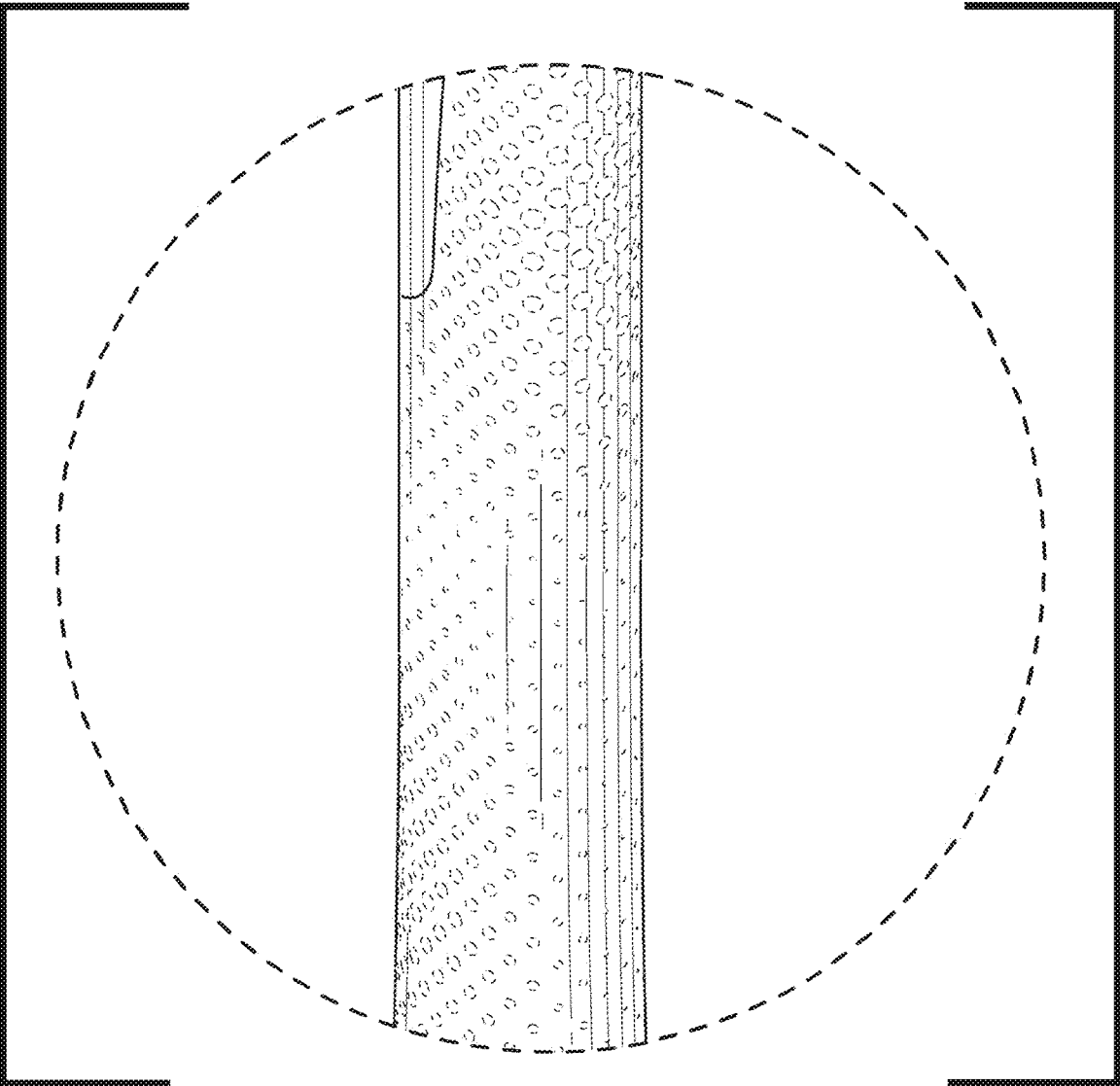


FIG. 9
CANCELLED

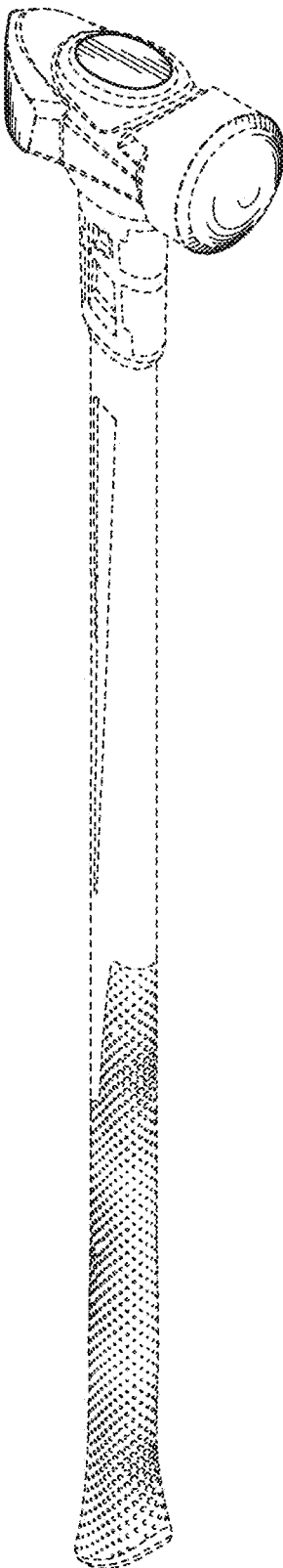


FIG. 10
NEW




FIG. 11
NEW




FIG. 12
NEW




FIG. 13
NEW




FIG. 14
NEW




FIG. 15
NEW

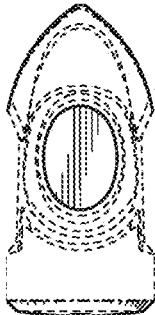


FIG. 16
NEW



FIG. 17
NEW