



US00D324782S

# United States Patent [19]

[11] Patent Number: **Des. 324,782**

**Pedersen**

[45] Date of Patent: **\*\* Mar. 24, 1992**

[54] **APPAREL HANGER OR SIMILAR ARTICLE**

D. 306,802 3/1990 Pedersen ..... D6/317

[76] Inventor: **Andrea Pedersen, c/o A. Pederson & Associates Inc., 2330 S. Cannon Dr., #8-203 Mt. Prospect, Ill. 60056**

*Primary Examiner*—B. J. Bullock  
*Attorney, Agent, or Firm*—Wood, Phillips, Mason, Recktenwald & VanSanten

[\*] Notice: The portion of the term of this patent subsequent to Mar. 27, 2004 has been disclaimed.

[57] **CLAIM**

The ornamental design for an apparel hanger or similar article, as shown and described.

[\*\*] Term: **14 Years**

**DESCRIPTION**

[21] Appl. No.: **397,796**

[22] Filed: **Aug. 24, 1989**

[52] U.S. Cl. .... **D6/317; D6/318**


[58] Field of Search ..... **D6/315, 317, 318, 319; 223/85, 92, 95; 211/113, 119**

FIG. 1 is a perspective view of an apparel hanger or similar article showing my new design;  
FIG. 2 is an enlarged side elevation opposite that shown in FIG. 1;  
FIG. 3 is an enlarged side elevation taken from the left of FIG. 1;  
FIG. 4 is an enlarged and elevation taken from the right of FIG. 1;  
FIG. 5 is an enlarged top plan view; and  
FIG. 6 is an enlarged bottom plan view.

[56] **References Cited**

**U.S. PATENT DOCUMENTS**

D. 272,594 2/1984 Brown ..... D6/317



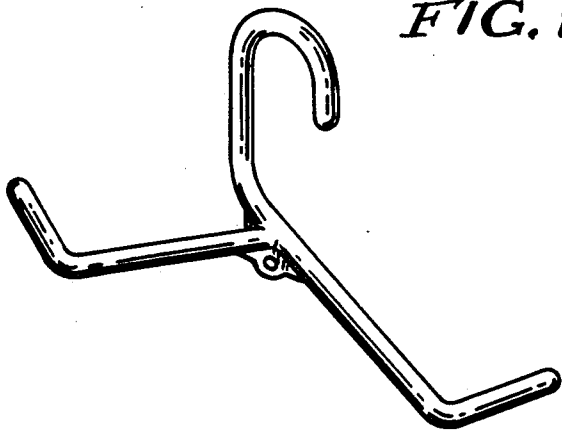


FIG. 1

FIG. 3 FIG. 4




FIG. 2

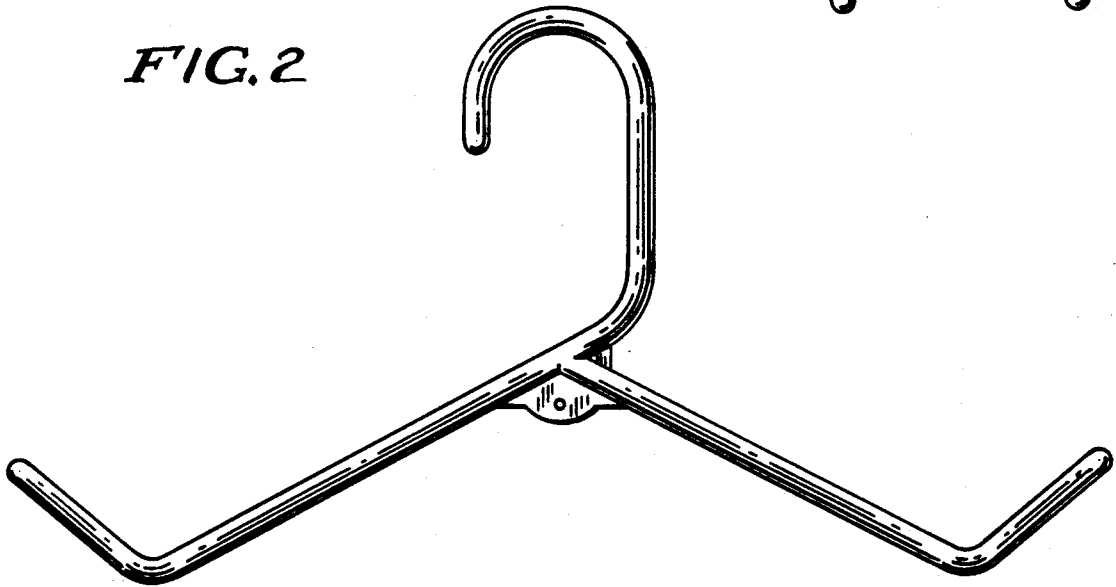


FIG. 5




FIG. 6