



US00D433244S

United States Patent [19]

[11] Patent Number: Des. 433,244

Zheng

[45] Date of Patent: ** Nov. 7, 2000

[54] FOLDING FRAME FOR DECK-CHAIR

| | | | |
|-----------|---------|------------|----------|
| 5,499,857 | 3/1996 | Lynch, Jr. | 297/16.2 |
| 5,893,605 | 4/1999 | Chang | 297/16.2 |
| 5,984,406 | 11/1999 | Lee | 297/16.2 |

[76] Inventor: Edward Zheng, 1736 Wright Ave., La Verne, Calif. 91750

[**] Term: 14 Years

Primary Examiner—Doris V. Coles
Assistant Examiner—Mimosa De
Attorney, Agent, or Firm—Raymond Y. Chan; David and Raymond

[21] Appl. No.: 29/116,578

[22] Filed: Jan. 3, 2000

[57] CLAIM

[51] LOC (7) Cl. 06-01

The ornamental design for a folding frame for deck-chair, as shown.

[52] U.S. Cl. D6/367

[58] Field of Search D6/334, 335, 336, D6/360, 361, 367, 368, 374, 373, 375, 500-502, 601, 610, 611; 297/16.2, 45, 46, 55, 56, 57, 440.1, 452.13

DESCRIPTION

[56] References Cited

U.S. PATENT DOCUMENTS

| | | | |
|------------|---------|----------|----------|
| D. 382,414 | 8/1997 | Lee | D6/368 |
| 3,124,387 | 3/1964 | Maclaren | 297/35 |
| 3,838,883 | 10/1974 | Machen | 297/16.2 |

FIG. 1 is a perspective view showing my new design.
FIG. 2 is a front view thereof.
FIG. 3 is a rear view thereof.
FIG. 4 is a left end view thereof.
FIG. 5 is a right end view thereof.
FIG. 6 is a top view thereof; and,
FIG. 7 is a bottom view thereof.

1 Claim, 7 Drawing Sheets






FIG. 1




FIG. 2




FIG. 3



FIG. 4



FIG. 5



FIG. 6




FIG. 7