



US00D566288S

(12) **United States Design Patent**
Chuang

(10) **Patent No.:** **US D566,288 S**

(45) **Date of Patent:** **** Apr. 8, 2008**

(54) **OSCILLATING MASSAGE BELT**

(75) Inventor: **Sain Keat Ken Chuang**, Singapore
(SG)

(73) Assignee: **OSIM International Ltd.**, Singapore
(SG)

(**) Term: **14 Years**

(21) Appl. No.: **29/237,293**

(22) Filed: **Aug. 29, 2005**

(51) **LOC (8) Cl.** **24-02**

(52) **U.S. Cl.** **D24/206**

(58) **Field of Classification Search** D24/200,
D24/215; 601/101, 144, 143, 151, 150, 39,
601/46, 53, 71, 79, 89

See application file for complete search history.

(56) **References Cited**

U.S. PATENT DOCUMENTS

3,713,439	A *	1/1973	Cabezudo	601/153
5,097,822	A *	3/1992	Francis et al.	601/101
D378,418	S *	3/1997	Bowker et al.	D24/215
D393,317	S *	4/1998	Lange et al.	D24/215
D394,906	S *	6/1998	Lange et al.	D24/215
D397,225	S *	8/1998	Lange et al.	D24/215

* cited by examiner

Primary Examiner—Charles A. Rademaker

Assistant Examiner—Melanie Levy

(74) *Attorney, Agent, or Firm*—Baker & McKenzie LLP

(57) **CLAIM**

I claim the ornamental design for an oscillating massage belt, as shown and described.

DESCRIPTION

FIG. 1 is a top view of an oscillating massage belt showing my new design;

FIG. 2 is a front view thereof;

FIG. 3 is a bottom view thereof;

FIG. 4 is a rear view thereof;

FIG. 5 is a right side view thereof;

FIG. 6 is a left side view thereof;

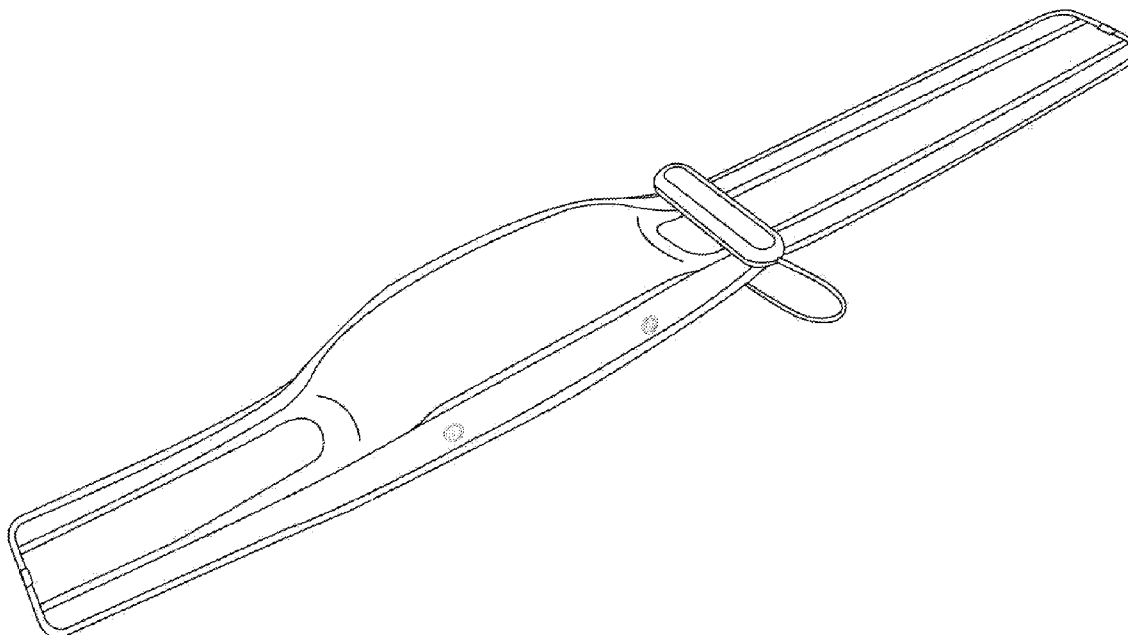
FIG. 7 is a rear perspective view thereof; and,

FIG. 8 is a front perspective view thereof.

The broken line showing of visible environmental structures is for illustrative purposes only and forms no part of the claimed design.

The broken lines are for illustrative purposes only and form no part of the claimed design.

1 Claim, 8 Drawing Sheets



Perspective front

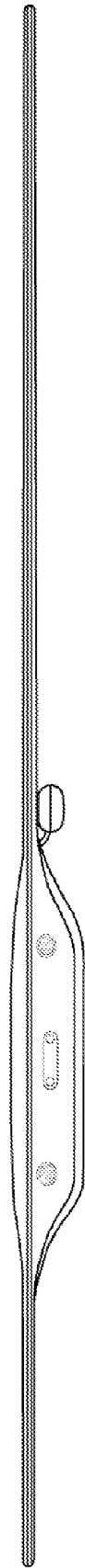


Fig. 1
Top

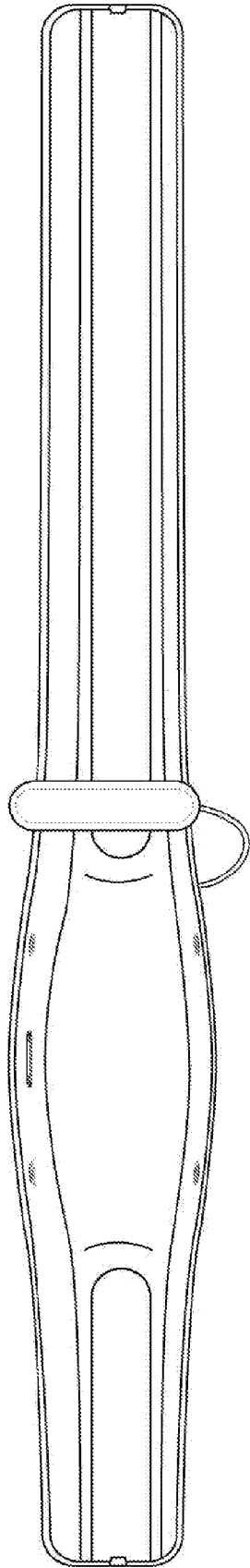


Fig. 2
Front

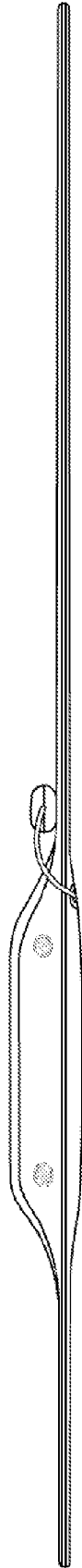


Fig. 3

Bottom

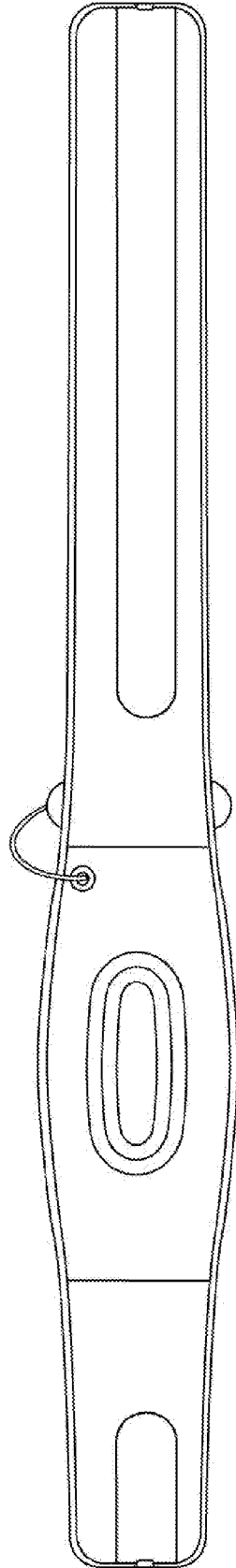


Fig. 4
Back




Fig. 5

Left

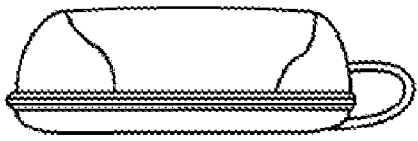


Fig. 6

Right

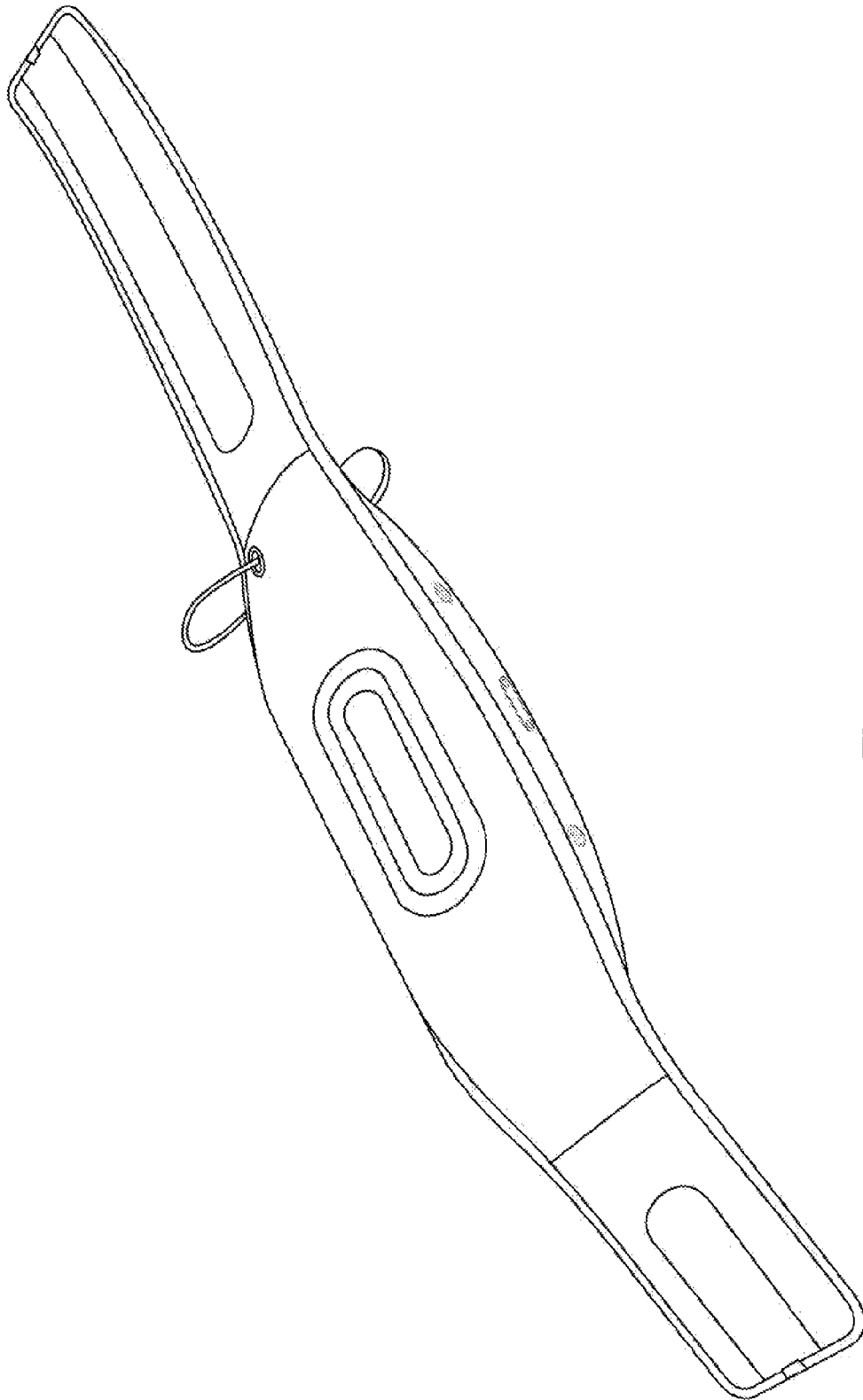


Fig. 7

Perspective back

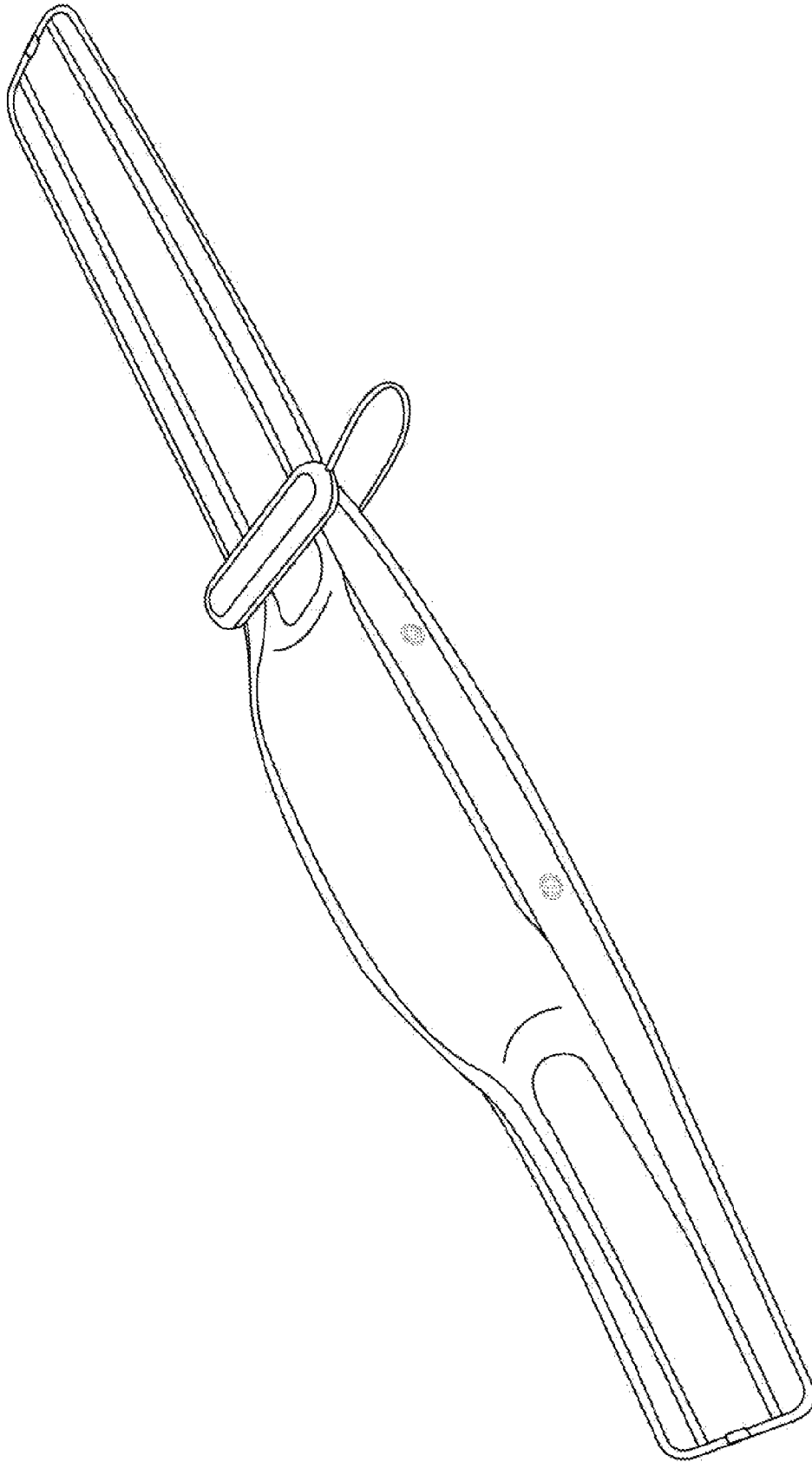


Fig. 8

Perspective front