

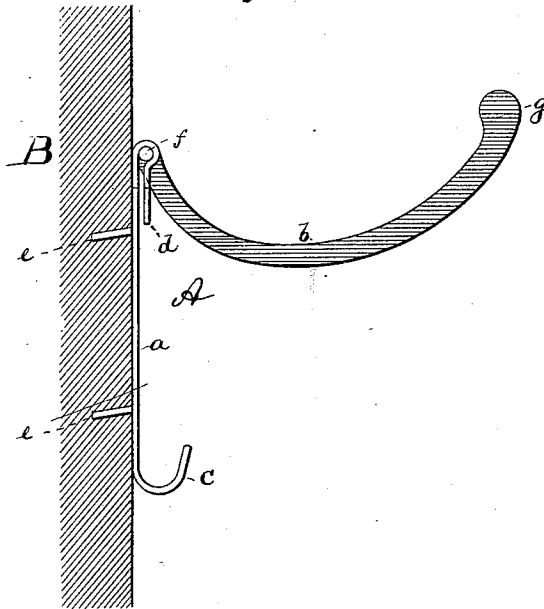
(No Model.)

F. SELIGER.  
HAT AND COAT HOOK.

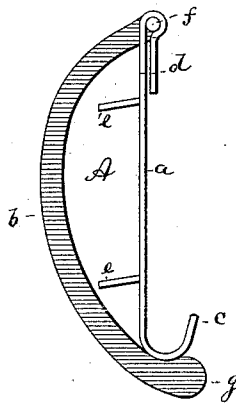
No. 297,173.

Patented Apr. 22, 1884.

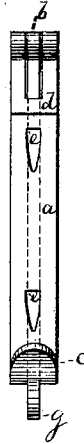
*Fig. 1.*



*Fig. 2.*



*Fig. 3.*



WITNESSES:

*Robt H Roy*  
*Hermann Hoster*

INVENTOR

*Frank Seliger*

BY

*Frank H. Briesen*

ATTORNEY

# UNITED STATES PATENT OFFICE.

FRANK SELIGER, OF NEW YORK, N. Y.

## HAT AND COAT HOOK.

SPECIFICATION forming part of Letters Patent No. 297,173, dated April 22, 1884.

Application filed October 19, 1883. (No model.)

*To all whom it may concern:*

Be it known that I, FRANK SELIGER, of the city of New York, county and State of New York, have invented a new and Improved Hat and Coat Hook, of which the following specification is a full, clear, and exact description.

This invention relates to a new hat and coat hook adapted to be carried in the pocket and to be used whenever required by opening it and fastening it against a wall.

The invention consists in the combination of a plate having a hook, prongs, and a shoulder, with an arm having a knob, all as hereinafter more fully set out; also, in the details of construction hereinafter more fully pointed out.

In the accompanying drawings, Figure 1 is a longitudinal central section of my improved hat and coat hook, showing it opened. Fig. 2 is a similar view showing it closed, and Fig. 3 a front view of the closed hook.

Similar letters of reference indicate corresponding parts in all the figures.

The letter A represents my improved hat and coat hook, composed, essentially, of a plate, *a*, and an arm, *b*. The plate *a* is bent upward at the bottom to form a hook, *c*, and downward at the top to form a shoulder, *d*. *ee* are prongs punched out of plate *a*.

Within the eye formed between plate *a* and shoulder *d* is pivoted, by a pin, *f*, the curved arm *b*, which is at its end increased in thickness to form knob *g*. The upper part of plate *a* and shoulder *d* are slotted, so as to allow arm *b* to be swung backward and forward. When swung forward, as in Fig. 1, it will be held in a substantially horizontal position by the shoulder *d*, against which it rests. When swung backward, as in Figs. 2 and 3, the knob *g* is pressed forward to clamp the hooked end *c* of plate *a*, and thus the device is locked.

When the hook is to be carried in the pocket, it is closed, and the arm *b*, folding over the prongs *e*, will prevent the latter from tearing the pocket. When opened for use, the arm *b* is swung forward, and the prongs *e* pressed into a wall, B, by means of the fingers. In this position the arm *b* will serve as a hat-hook, and the plate *a* as a coat-hook.

I claim as my invention—

The combination of plate *a*, having hook *c*, prongs *e*, and shoulder *d*, with the arm *b*, having knob *g*, substantially as herein shown and described.

FRANK SELIGER.

Witnesses:

F. V. BRIESEN,  
ROBT. H. ROY.