



US00D466116S

(12) **United States Design Patent**
Bhatia et al.

(10) **Patent No.:** **US D466,116 S**

(45) **Date of Patent:** **** Nov. 26, 2002**

(54) **PORTABLE HANDHELD TERMINAL HOUSING**

(75) Inventors: **Sudhir Bhatia**, Brooklyn, NY (US);
Alistair Hamilton, Stony Brook, NY (US);
Mirzat Koc, Brooklyn, NY (US);
Andrew Serbinski, Annandale, NJ (US)

(73) Assignee: **Symbol Technologies, Inc.**, Holtsville, NY (US)

(**) Term: **14 Years**

(21) Appl. No.: **29/153,982**

(22) Filed: **Oct. 23, 2001**

(51) **LOC (7) Cl.** **14-02**

(52) **U.S. Cl.** **D14/346**

(58) **Field of Search** D14/341-346;
D18/1, 2, 7; 235/145 A, 145 R; 341/22,
23; 345/156, 168, 169, 172, 173; 349/12;
361/680-686; D10/65

(56) **References Cited**

U.S. PATENT DOCUMENTS

D359,920 S * 7/1995 Sakamoto D10/65

5,471,042 A	11/1995	Kirkeby et al.	235/472
5,604,516 A	2/1997	Herrod et al.	345/168
D402,572 S	* 12/1998	Han	D10/65
D414,172 S	9/1999	Hetfield et al.	D14/426
D423,468 S	4/2000	Jenkins	D14/342
D424,035 S	5/2000	Steiner et al.	D14/439
D430,158 S	8/2000	Bhatia et al.	D14/341
D430,159 S	8/2000	Bhatia et al.	D14/341
D433,017 S	* 10/2000	Martinez	D14/346

* cited by examiner

Primary Examiner—Freda Nunn

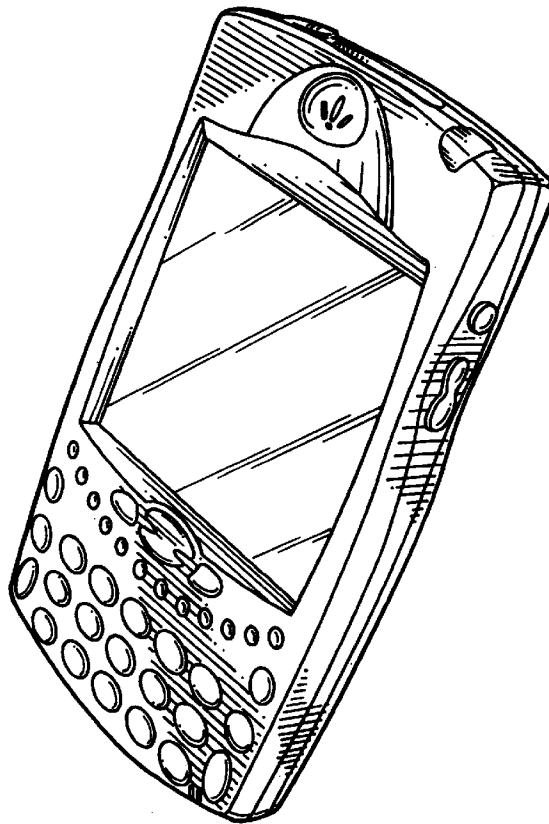
(57) **CLAIM**

The ornamental design for the portable handheld terminal housing, as shown and described.

DESCRIPTION

FIG. 1 shows an isometric view thereof;
FIG. 2 shows a front view thereof;
FIG. 3 shows a top view thereof;
FIG. 4 shows a bottom view thereof;
FIG. 5 shows a back view thereof; and,
FIG. 6 shows a side view thereof both sides being symmetrical.

1 Claim, 4 Drawing Sheets



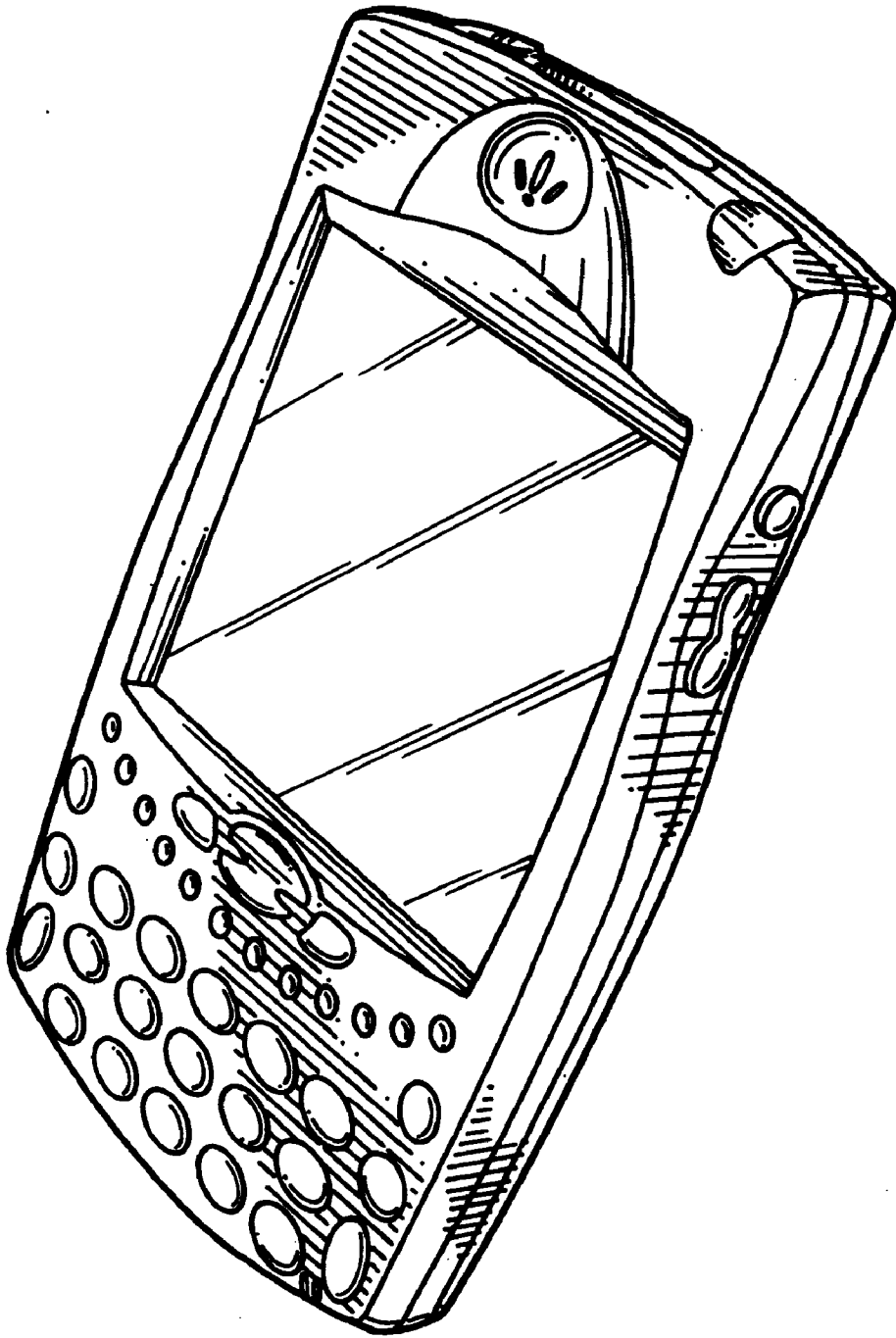


FIG. 1

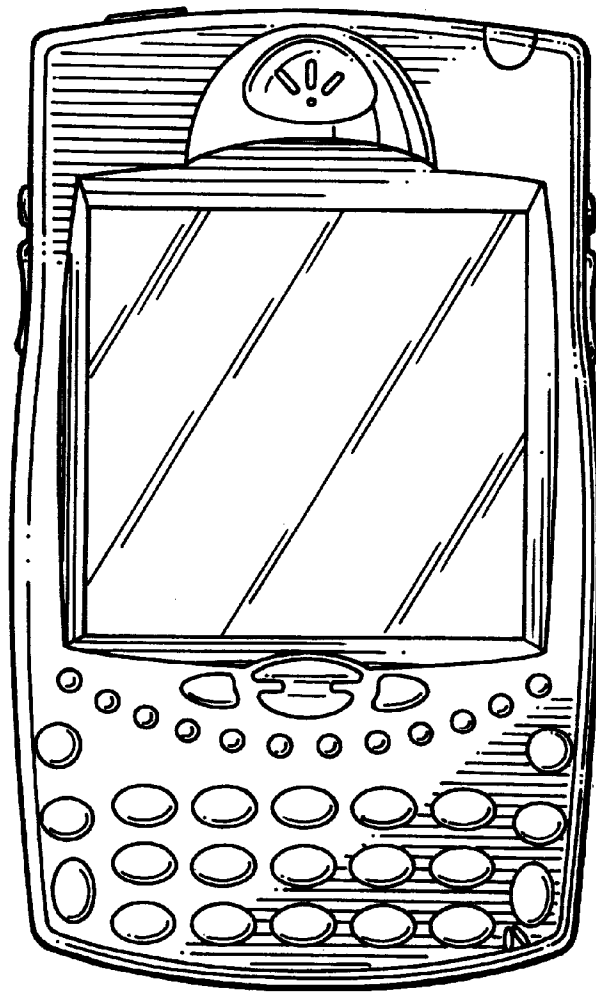


FIG. 2



FIG. 3

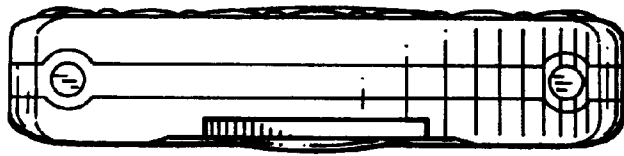


FIG. 4

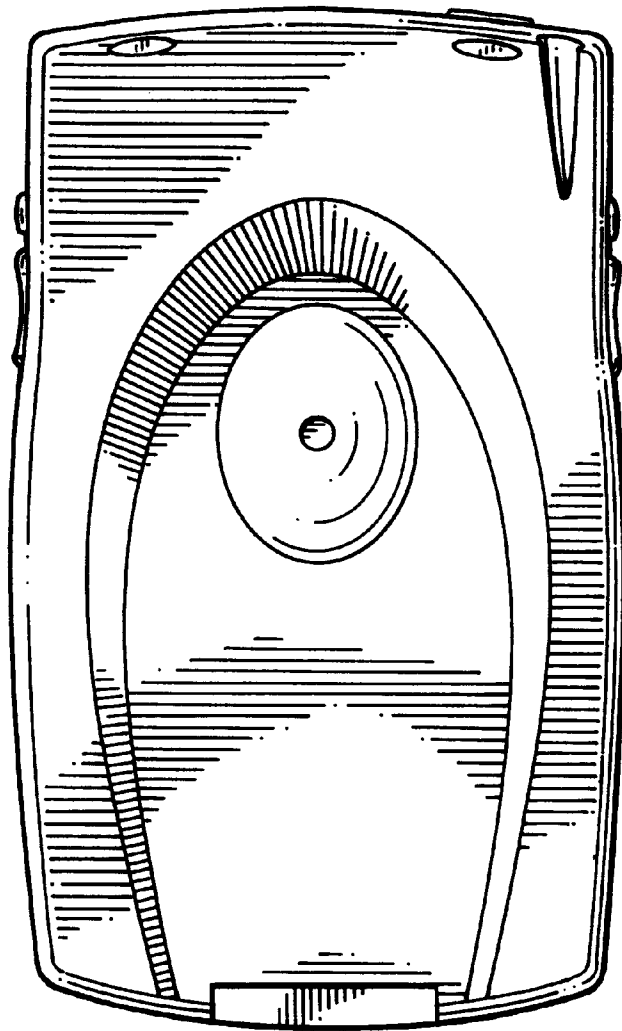


FIG. 5

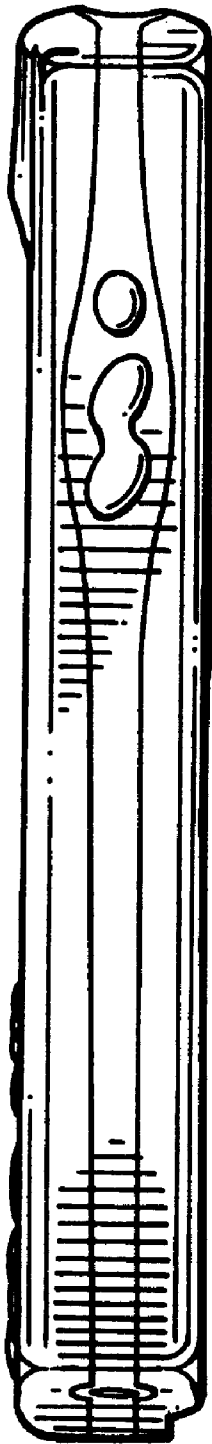


FIG. 6