

(19) World Intellectual Property Organization
International Bureau



(43) International Publication Date
2 February 2012 (02.02.2012)

(10) International Publication Number
WO 2012/013706 A1

(51) International Patent Classification:

G11B 27/10 (2006.01) G06K 9/00 (2006.01)
G11B 27/34 (2006.01) G06T 7/00 (2006.01)
G06F 17/30 (2006.01)

(21) International Application Number:

PCT/EP2011/062910

(22) International Filing Date:

27 July 2011 (27.07.2011)

(25) Filing Language:

English

(26) Publication Language:

English

(30) Priority Data:

12/845,116 28 July 2010 (28.07.2010) US

(71) Applicant (for all designated States except US): **INTERNATIONAL BUSINESS MACHINES CORPORATION** [US/US]; New Orchard Road, Armonk, New York 10504 (US).

(71) Applicant (for MG only): **IBM UNITED KINGDOM LIMITED** [GB/GB]; P.O. Box 41, North Harbour, Portsmouth, Hampshire PO6 3AU (GB).

(72) Inventors; and

(75) Inventors/Applicants (for US only): **BROWN, Lisa, Marie** [US/US]; IBM Corporation, MD 15-D44, 19 Skyline Drive, Hawthorne, New York 10532-1596 (US). **FERIS, Rogerio, Schmidt** [BR/US]; IBM Corporation,

19 Skyline Drive, Hawthorne, New York 10532-1596 (US). **HAMPAPUR, Arun** [US/US]; IBM Corporation, 1101 Kitchawan Road, Route 134, P.O. Box 218, Yorktown Heights, New York 10598 (US). **VAQUERO, Daniel** [BR/US]; IBM Corporation, 19 Skyline Drive, Hawthorne, New York 10532-1596 (US).

(74) Agent: **ROBERTS, Scott**; IBM United Kingdom Limited, Intellectual Property Law, Hursley Park, Winchester, Hampshire SO21 2JN (GB).

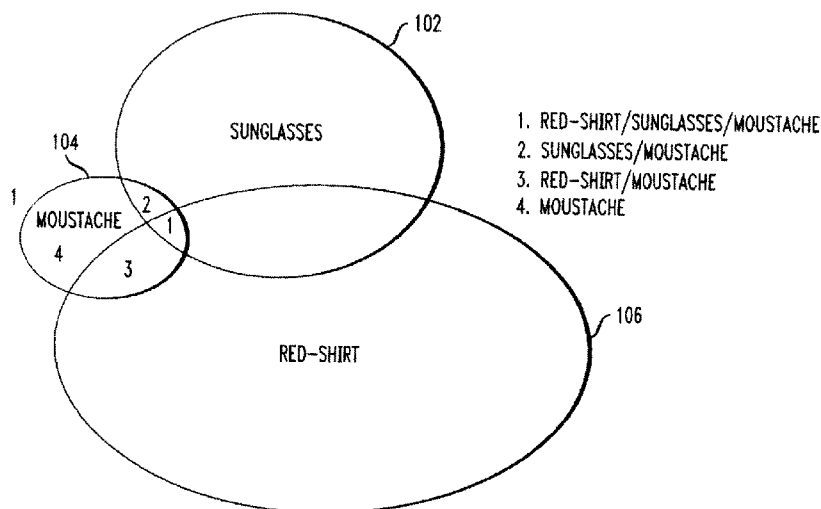
(81) Designated States (unless otherwise indicated, for every kind of national protection available): AE, AG, AL, AM, AO, AT, AU, AZ, BA, BB, BG, BH, BR, BW, BY, BZ, CA, CH, CL, CN, CO, CR, CU, CZ, DE, DK, DM, DO, DZ, EC, EE, EG, ES, FI, GB, GD, GE, GH, GM, GT, HN, HR, HU, ID, IL, IN, IS, JP, KE, KG, KM, KN, KP, KR, KZ, LA, LC, LK, LR, LS, LT, LU, LY, MA, MD, ME, MG, MK, MN, MW, MX, MY, MZ, NA, NG, NI, NO, NZ, OM, PE, PG, PH, PL, PT, RO, RS, RU, SC, SD, SE, SG, SK, SL, SM, ST, SV, SY, TH, TJ, TM, TN, TR, TT, TZ, UA, UG, US, UZ, VC, VN, ZA, ZM, ZW.

(84) Designated States (unless otherwise indicated, for every kind of regional protection available): ARIPO (BW, GH, GM, KE, LR, LS, MW, MZ, NA, SD, SL, SZ, TZ, UG, ZM, ZW), Eurasian (AM, AZ, BY, KG, KZ, MD, RU, TJ, TM), European (AL, AT, BE, BG, CH, CY, CZ, DE, DK, EE, ES, FI, FR, GB, GR, HR, HU, IE, IS, IT, LT, LU, LV, MC, MK, MT, NL, NO, PL, PT, RO, RS, SE, SI, SK,

[Continued on next page]

(54) Title: FACILITATING PEOPLE SEARCH IN VIDEO SURVEILLANCE

FIG. 1



(57) Abstract: Techniques for facilitating a video surveillance search of a person are provided. The techniques include maintaining a database of one or more attributes of one or more people captured on one or more video cameras, indexing the one or more attributes in the database extracted from the one or more video cameras, and pruning one or more images captured from the one or more video cameras using the one or more attributes and one or more items of qualifying information to facilitate a video surveillance search of a person.

WO 2012/013706 A1

SM, TR), OAPI (BF, BJ, CF, CG, CI, CM, GA, GN, GQ, GW, ML, MR, NE, SN, TD, TG). **Published:**

— with international search report (Art. 21(3))

FACILITATING PEOPLE SEARCH IN VIDEO SURVEILLANCE

Field of the Invention

5 Embodiments of the invention generally relate to information technology, and, more particularly, to video surveillance.

Background of the Invention

10 It can be challenging to find or locate a specific person or suspect from a large number of video surveillance cameras over any specified or extended time period. Existing approaches include manually searching through videos. However, even when individual people can be extracted from each camera's view, the user would need to consider each person in each camera over the time period to find the matching person. Such approaches are prohibitively
15 time consuming, and search criteria are not always accurately known or executed.

Summary of the Invention

20 Principles and embodiments of the invention provide techniques for facilitating people search in video surveillance. An exemplary method (which may be computer-implemented) for facilitating a video surveillance search of a person, according to one aspect of the invention, can include steps of maintaining a database of one or more attributes of one or more people captured on one or more video cameras, indexing the one or more attributes in the database extracted from the one or more video cameras, and pruning one or more images
25 captured from the one or more video cameras using the one or more attributes and one or more items of qualifying information to facilitate a video surveillance search of a person.

30 One or more embodiments of the invention or elements thereof can be implemented in the form of a computer product including a tangible computer readable storage medium with computer useable program code for performing the method steps indicated. Furthermore, one or more embodiments of the invention or elements thereof can be implemented in the

form of an apparatus including a memory and at least one processor that is coupled to the memory and operative to perform exemplary method steps.

5 Yet further, in another aspect, one or more embodiments of the invention or elements thereof can be implemented in the form of means for carrying out one or more of the method steps described herein; the means can include (i) hardware module(s), (ii) software module(s), or (iii) a combination of hardware and software modules; any of (i)-(iii) implement the specific techniques set forth herein, and the software modules are stored in a tangible computer-readable storage medium (or multiple such media).

10 These and other objects, features and advantages of the present invention will become apparent from the following detailed description of illustrative embodiments thereof, which is to be read in connection with the accompanying drawings.

15 **Brief Description of the Drawings**

Preferred embodiments of the present invention will be described, by way of example only, with reference to the following drawings in which:

20 FIG. 1 is a diagram illustrating multidimensional feature space, according to an embodiment of the present invention;

FIG. 2 is a diagram illustrating attribute inaccuracy, according to an embodiment of the present invention;

FIG. 3 is a diagram illustrating a suspect not found scenario, according to an embodiment of the present invention;

25 FIG. 4 is a block diagram illustrating an exemplary embodiment, according to an aspect of the invention;

FIG. 5 is a flow diagram illustrating techniques for facilitating a video surveillance search of a person, according to an embodiment of the invention; and

30 FIG. 6 is a system diagram of an exemplary computer system on which at least one embodiment of the invention can be implemented.

Detailed Description of The Preferred Embodiments

Principles of the invention include facilitating people search in video surveillance. One or more embodiments of the invention include using flexible indexing in a database of people attributes extracted from video surveillance cameras, and intelligently pruning this space using person attributes, their associated accuracy in finding a specific person and their association with information provided by the user.

Additionally, one or more embodiments of the invention can include a user interface in which the user supplies information about the person at multiple levels (for example, multiple scales such as how tall a person is, what clothes the person is wearing, facial characteristics, etc.). This information, combined with information about the distributions of attributes extracted and their utility in finding the person are used to deliver to the user the set of most likely candidates. If the person is not found, one or more embodiments of the invention can include iterating the process until a satisfactory match is found or the database is exhausted.

As such, and as detailed herein, one or more embodiments of the invention include facilitating finding or locating a specific person (or suspect, missing person, etc.) from a number of video surveillance cameras over any specified or extended time period. As described further herein, one or more embodiments of the invention include the use of metrics for attribute accuracy, search-space culling, and correlation with other metrics, as well as multi-tier pruning with a user guiding the search. Rather than providing the user with all of the possible people who fit a description, culling, as used herein, refers to first giving the user the most likely fits (based, for example, on how accurate the measurements are, how likely to be useful the elements are, how discerning the elements are, etc.).

Also, as noted above, one or more embodiments of the invention include multi-tier pruning. With multi-tiered pruning, one or more embodiments of the invention can provide the user search results, and based on the feedback (for example, whether the individual in question or someone similar was found or not), the next set of results can be re-computed.

Statistics of a specific features space are used, based on the data stored for people seen in a given time range and the specific cameras in the pertinent location with respect to the known information about the location of the person/suspect. The space is pruned intelligently based on the time the person was last seen, going in what direction and at what speed (probability depends on distance from original camera, time depends on distance and original time, direction of entry into camera depends on the direction the person was going, etc.).

One or more embodiments of the invention can include using sensors and/or multispectral attribute detectors to carry out the people search. By way of example only, example sensors and/or detectors can be found in Hampapur et al. Multi-scale Tracking for Smart Video Surveillance, IEEE Transactions on Signal Processing, Vol. 22, No. 2, March 2005.

Pictures and/or key-frames of people that are most likely to be the person-in-question/suspect are returned first, based on which features have better culling ability. FIG. 1 is a diagram illustrating multidimensional feature space, according to an embodiment of the present invention. By way of illustration, FIG. 1 depicts a sunglasses attribute detection region 102, a mustache attribute detection region 104 and a red-shirt attribute detection region 106. As further depicted in FIG. 1, portion "1" of the detection regions indicates presence of a red-shirt, sunglasses and a mustache. Portion "2" of the detection regions indicates presence of sunglasses and a mustache. Further, portion "3" of the detection regions indicates presence of a red-shirt and a mustache, while portion "4" of the detection regions indicates presence of a mustache. In one or more embodiments of the invention, the regions are based on their culling ability, which is computed in an optimization module based on the three inputs (see, for example, component 410 in FIG. 4).

As illustrated by FIG. 1, each feature can an attribute that can be detected about a person such as, for example, shirt/pants color, sunglasses, eyeglasses, facial hair (beard, mustache), hat, skin color, eye color, carrying a bag, walking alone, etc. Each person seen in a camera is recorded in the database with their detected attributes. Also, in one or more embodiments of the invention, an interface displays people with attributes in the order of their likelihood and culling ability.

Further, one or more embodiments of the invention include qualifying information with its predicted accuracy because, for example, in this domain it is often difficult to detect an attribute accurately and this depends on each attribute. FIG. 2 is a diagram illustrating attribute inaccuracy, according to an embodiment of the present invention. By way of illustration, FIG. 2 depicts a sunglasses attribute detection region 202, a mustache attribute detection region 210 and a red-shirt attribute detection region 206. The dashed regions, that is, region 204, region 208 and region 212, include error in attribute detection in relation to other attributes. For example, detecting a mustache may be more difficult if the person is wearing sunglasses.

For example, it might be easier for the system to detect a red shirt than to detect beards (which are often confused by faces looking down since they have shadows). One or more embodiments of the invention can also consider correlations between attributes. For example, if a red-shirt is detected, it is unlikely it is a black shirt, but it is more likely it is an orange shirt.

As further depicted in FIG. 2, portion "1" of the detection regions indicates presence of a red-shirt, sunglasses and a mustache. Portion "2" of the detection regions indicates presence of a red-shirt and a mustache. Further, portion "3" of the detection regions indicates presence of a sunglasses and a mustache, while portion "4" of the detection regions indicates presence of sunglasses.

If the person-of-interest/suspect is not found, one or more embodiments of the invention can include giving the user more possible candidates. In one or more embodiments of the invention, the possible candidates are given in order of their likelihood based on their joint probabilities, taking into account the possibility that the user's description was inaccurate (for example, person took off sunglasses, looked like they had a beard, etc.).

FIG. 3 is a diagram illustrating a suspect not found scenario, according to an embodiment of the present invention. By way of illustration, FIG. 3 depicts an orange-shirt attribute detection region 302, a sunglasses attribute detection region 304, a mustache attribute detection region 306 and a red-shirt attribute detection region 308. As further depicted in

FIG. 3, portion “1” of the detection regions indicates presence of a red-shirt, an orange shirt and a mustache. Portion “2” of the detection regions indicates presence of an orange shirt and a mustache. Further, portion “3” of the detection regions indicates presence of a red-shirt, an orange shirt and sunglasses.

5

As detailed herein, one or more embodiments of the invention can include using an interface to display people with attributes in the order of their likelihood, greatest culling ability, and correlation with related attributes. For a person-of-interest/suspect not found, one or more embodiments of the invention can include, by way of example, broadening the search, reviewing and/or modifying the description and detection, and finding the most likely feature set based on correlation between attributes and their error distributions. If the person is found, the search can be repeated to find the person in the next location, for example, based on more accurate description (from results) and updated position, direction of movement, etc.

10

15

FIG. 4 is a block diagram illustrating an exemplary embodiment, according to an aspect of the invention. By way of illustration, FIG. 4 depicts a person descriptor module 402, an empirical likelihood module 404, a historical likelihood module 406, an attribute error function module 408, a search optimization module 410, a search results module 412 and a user feedback module 414.

20

A person description module 402 receives input from a user which will result in list of attributes such as wearing sun glasses, blue shirt, beard, etc. The person descriptor module 402 will send the list of attributes to the empirical likelihood module 404, the historical likelihood module 406, and the attribute error function module 408. The empirical likelihood module 404, given a set of cameras to be searched and the time period, identifies the number of people with each of the attributes and the confidence with which this attribute was measured. The empirical likelihood is based on the absolute and relative distribution and correlation of the attributes in the database. The historical likelihood module 406, given a set of human attributes, calculates the statistics with which these attributes (and their correlations) are found in the general population. By way of example, one or more embodiments of the invention can consider the mean, median and standard deviation (or a

25

30

non-parametric distribution) of the general population to compute the likelihood of a sample with a given set of attributes.

5 The attribute error function module 408, for each attribute, determines the error with which it is measured given the other attributes measured and the empirical and historical likelihood. The module determines whether the attribute is present using computer vision recognition technology such as a learning algorithm trained with examples of the attributes. In one or more embodiments of the invention, the confidence level is based on recognition measurement. For example, if the attribute to be measured is “moustache,” the system is
10 trained with examples of people with moustaches. However, in training, it is determined that dark areas around the lips due to shadowing often cause false recognition rates. The accuracy of the recognition is lower, particularly for the case where there is little other evidence besides darkness over the lip.

15 The empirical likelihood module 404, the historical likelihood module 406, and the attribute error function module 408 send attribute scores to the search optimization module 410. All scores are sent and used in the optimization.

20 The search optimization module 410 maximizes the culling ability to provide the user the results which are most likely to be the candidate and to assist in the search. As detailed herein, the search optimization module 410 returns the subset of people who are most likely to be the person of interest. In one or more embodiments of the invention, the results are displayed (for example, via an interface in rank order of likeliness) so that the user can determine if the likely suspect is found. The search results module 412 produces results,
25 which can, for example, come in batches (for example, ordered and ranked batches). In one or more embodiments of the invention, the first set of search results is the result of the first optimization. These can include, as described herein, the most likely to be the candidate or to assist in the search. As such, one or more embodiments of the invention include using different criteria (that is, empirical, historical, attribute error) followed by optimization to
30 facilitate a people search. Additionally, the user feedback module 414 receives input from the user as to whether the results are helpful or not and forwards that input back to the search optimization module 410.

FIG. 5 is a flow diagram illustrating techniques for facilitating a video surveillance search of a person, according to an embodiment of the present invention. Step 502 includes maintaining a database of one or more attributes of one or more people captured on one or more video cameras. This step can be carried out, for example, using a person descriptor
5 module. Maintaining a database can include recording each person seen in a camera in the database with each of one or more detected attributes of the person.

By way of example and not limitation, attributes can include clothing type, shirt color, pants color, presence of sunglasses, presence of eyeglasses, presence of a beard, presence of a
10 mustache, presence of a hat, nose type, sideburns, clothes type, skin color, eye color, presence of a carried bag, absence or presence of a companion, etc.

Step 504 includes indexing (using, for example, flexible indexing) the one or more attributes in the database extracted from the one or more video cameras. This step can be carried out,
15 for example, using a search optimization module. Indexing can include, for example, ranking and ordering performed by an optimization module, wherein the ranking is based on optimization results that return a likelihood assessment for each person in the database.

Step 506 includes pruning one or more images captured from the one or more video cameras using the one or more attributes and one or more items of qualifying information to facilitate
20 a video surveillance search of a person. This step can be carried out, for example, in one or more embodiments of the invention, by reducing the search results by eliminating the results which are less useful. Pruning can include, for example, culling (or reducing) the images captured from the video cameras to a subset. Also, qualifying information can include, for example, empirical information, historical information, error information, a detection
25 accuracy level associated with each attribute, information provided by a user associated with an attribute, a correlation between two or more attributes, etc.

The techniques depicted in FIG. 5 can also include using a user interface to enable a user to supply information about the person, as well as sending (for example, via the interface) a
30 user a set of one or more candidates in the search for the person. The set of candidates can be sent to the user in order of their likelihood based on joint probabilities for each candidate.

Also, one or more images of candidates that are most likely can be sent to the user prior to a balance of the set of candidates.

5 One or more embodiments of the invention can additionally include iterating the process of pruning images captured from the video cameras using the one or more attributes and items of qualifying information to facilitate a video surveillance search of a person if the person is not found until a satisfactory match is found or the database is exhausted. Further, one or more embodiments of the invention can include modifying attribute description and detection, and finding a most likely feature set based on correlation between one or more
10 attributes and corresponding error distributions if the person is not found.

The techniques depicted in FIG. 5 can also include repeating the process of pruning images captured from the video cameras using the one or more attributes and items of qualifying information to facilitate a video surveillance search of a person in a second image captured
15 by the video cameras if the person is found in one image captured by the video cameras. Additionally, one or more embodiments of the invention include using an updated description (updated position, direction of movement, etc.) of the person based on results from the one image captured by the video cameras.

20 The techniques depicted in FIG. 5 can also, as described herein, include providing a system, wherein the system includes distinct software modules, each of the distinct software modules being embodied on a tangible computer-readable recordable storage medium. All the modules (or any subset thereof) can be on the same medium, or each can be on a different medium, for example. The modules can include any or all of the components shown in the
25 figures. In one or more embodiments, the modules include a person descriptor module, an empirical likelihood module, a historical likelihood module, an attribute error functions module, a search optimization module a search results module and a user feedback module that can run, for example on one or more hardware processors.

30 The method steps can then be carried out using the distinct software modules of the system, as described above, executing on the one or more hardware processors. Further, a computer program product can include a tangible computer-readable recordable storage medium with

code adapted to be executed to carry out one or more method steps described herein, including the provision of the system with the distinct software modules.

5 Additionally, the techniques depicted in FIG. 5 can be implemented via a computer program product that can include computer useable program code that is stored in a computer readable storage medium in a data processing system, and wherein the computer useable program code was downloaded over a network from a remote data processing system. Also, in one or more embodiments of the invention, the computer program product can include computer useable program code that is stored in a computer readable storage medium in a server data processing system, and wherein the computer useable program code are
10 downloaded over a network to a remote data processing system for use in a computer readable storage medium with the remote system.

As will be appreciated by one skilled in the art, aspects of the present invention may be embodied as a system, method or computer program product. Accordingly, aspects of the
15 present invention may take the form of an entirely hardware embodiment, an entirely software embodiment (including firmware, resident software, micro-code, etc.) or an embodiment combining software and hardware aspects that may all generally be referred to herein as a “circuit,” “module” or “system.” Furthermore, aspects of the present invention may take the form of a computer program product embodied in one or more computer readable medium(s) having computer readable program code embodied thereon.
20

One or more embodiments of the invention, or elements thereof, can be implemented in the form of an apparatus including a memory and at least one processor that is coupled to the
25 memory and operative to perform exemplary method steps.

One or more embodiments can make use of software running on a general purpose computer or workstation. With reference to FIG. 6, such an implementation might employ, for example, a processor 602, a memory 604, and an input/output interface formed, for example, by a display 606 and a keyboard 608. The term “processor” as used herein is intended to
30 include any processing device, such as, for example, one that includes a CPU (central processing unit) and/or other forms of processing circuitry. Further, the term “processor”

may refer to more than one individual processor. The term “memory” is intended to include memory associated with a processor or CPU, such as, for example, RAM (random access memory), ROM (read only memory), a fixed memory device (for example, hard drive), a removable memory device (for example, diskette), a flash memory and the like. In addition, the phrase “input/output interface” as used herein, is intended to include, for example, one or more mechanisms for inputting data to the processing unit (for example, mouse), and one or more mechanisms for providing results associated with the processing unit (for example, printer). The processor 602, memory 604, and input/output interface such as display 606 and keyboard 608 can be interconnected, for example, via bus 610 as part of a data processing unit 612. Suitable interconnections, for example via bus 610, can also be provided to a network interface 614, such as a network card, which can be provided to interface with a computer network, and to a media interface 616, such as a diskette or CD-ROM drive, which can be provided to interface with media 618.

Accordingly, computer software including instructions or code for performing the methodologies of the invention, as described herein, may be stored in one or more of the associated memory devices (for example, ROM, fixed or removable memory) and, when ready to be utilized, loaded in part or in whole (for example, into RAM) and implemented by a CPU. Such software could include, but is not limited to, firmware, resident software, microcode, and the like.

A data processing system suitable for storing and/or executing program code will include at least one processor 602 coupled directly or indirectly to memory elements 604 through a system bus 610. The memory elements can include local memory employed during actual implementation of the program code, bulk storage, and cache memories which provide temporary storage of at least some program code in order to reduce the number of times code must be retrieved from bulk storage during implementation.

Input/output or I/O devices (including but not limited to keyboards 608, displays 606, pointing devices, and the like) can be coupled to the system either directly (such as via bus 610) or through intervening I/O controllers (omitted for clarity).

5 Network adapters such as network interface 614 may also be coupled to the system to enable the data processing system to become coupled to other data processing systems or remote printers or storage devices through intervening private or public networks. Modems, cable modem and Ethernet cards are just a few of the currently available types of network adapters.

10 As used herein, including the claims, a “server” includes a physical data processing system (for example, system 612 as shown in FIG. 6) running a server program. It will be understood that such a physical server may or may not include a display and keyboard.

15 As noted, aspects of the present invention may take the form of a computer program product embodied in one or more computer readable medium(s) having computer readable program code embodied thereon. Any combination of one or more computer readable medium(s) may be utilized. The computer readable medium may be a computer readable signal medium or a computer readable storage medium. A computer readable storage medium may be, for example, but not limited to, an electronic, magnetic, optical, electromagnetic, infrared, or semiconductor system, apparatus, or device, or any suitable combination of the foregoing. Media block 618 is a non-limiting example. More specific examples (a non-exhaustive list) of the computer readable storage medium would include the following: an electrical
20 connection having one or more wires, a portable computer diskette, a hard disk, a random access memory (RAM), a read-only memory (ROM), an erasable programmable read-only memory (EPROM or Flash memory), an optical fiber, a portable compact disc read-only memory (CD-ROM), an optical storage device, a magnetic storage device, or any suitable combination of the foregoing. In the context of this document, a computer readable storage
25 medium may be any tangible medium that can contain, or store a program for use by or in connection with an instruction execution system, apparatus, or device.

30 A computer readable signal medium may include a propagated data signal with computer readable program code embodied therein, for example, in baseband or as part of a carrier wave. Such a propagated signal may take any of a variety of forms, including, but not limited to, electro-magnetic, optical, or any suitable combination thereof. A computer readable signal medium may be any computer readable medium that is not a computer

readable storage medium and that can communicate, propagate, or transport a program for use by or in connection with an instruction execution system, apparatus, or device.

5 Program code embodied on a computer readable medium may be transmitted using any appropriate medium, including but not limited to wireless, wireline, optical fiber cable, radio frequency (RF), etc., or any suitable combination of the foregoing.

10 Computer program code for carrying out operations for aspects of the present invention may be written in any combination of one or more programming languages, including an object oriented programming language such as Java, Smalltalk, C++ or the like and conventional procedural programming languages, such as the "C" programming language or similar programming languages. The program code may execute entirely on the user's computer, partly on the user's computer, as a stand-alone software package, partly on the user's computer and partly on a remote computer or entirely on the remote computer or server. In 15 the latter scenario, the remote computer may be connected to the user's computer through any type of network, including a local area network (LAN) or a wide area network (WAN), or the connection may be made to an external computer (for example, through the Internet using an Internet Service Provider).

20 Aspects of the present invention are described herein with reference to flowchart illustrations and/or block diagrams of methods, apparatus (systems) and computer program products according to embodiments of the invention. It will be understood that each block of the flowchart illustrations and/or block diagrams, and combinations of blocks in the flowchart illustrations and/or block diagrams, can be implemented by computer program instructions. 25 These computer program instructions may be provided to a processor of a general purpose computer, special purpose computer, or other programmable data processing apparatus to produce a machine, such that the instructions, which execute via the processor of the computer or other programmable data processing apparatus, create means for implementing the functions/acts specified in the flowchart and/or block diagram block or blocks.

30 These computer program instructions may also be stored in a computer readable medium that can direct a computer, other programmable data processing apparatus, or other devices

to function in a particular manner, such that the instructions stored in the computer readable medium produce an article of manufacture including instructions which implement the function/act specified in the flowchart and/or block diagram block or blocks.

- 5 The computer program instructions may also be loaded onto a computer, other programmable data processing apparatus, or other devices to cause a series of operational steps to be performed on the computer, other programmable apparatus or other devices to produce a computer implemented process such that the instructions which execute on the computer or other programmable apparatus provide processes for implementing the
- 10 functions/acts specified in the flowchart and/or block diagram block or blocks. The flowchart and block diagrams in the figures illustrate the architecture, functionality, and operation of possible implementations of systems, methods and computer program products according to various embodiments of the present invention. In this regard, each block in the flowchart or block diagrams may represent a module, component, segment, or portion of
- 15 code, which comprises one or more executable instructions for implementing the specified logical function(s). It should also be noted that, in some alternative implementations, the functions noted in the block may occur out of the order noted in the figures. For example, two blocks shown in succession may, in fact, be executed substantially concurrently, or the blocks may sometimes be executed in the reverse order, depending upon the functionality
- 20 involved. It will also be noted that each block of the block diagrams and/or flowchart illustration, and combinations of blocks in the block diagrams and/or flowchart illustration, can be implemented by special purpose hardware-based systems that perform the specified functions or acts, or combinations of special purpose hardware and computer instructions.
- 25 It should be noted that any of the methods described herein can include an additional step of providing a system comprising distinct software modules embodied on a computer readable storage medium; the modules can include, for example, any or all of the components shown in FIG. 4. The method steps can then be carried out using the distinct software modules and/or sub-modules of the system, as described above, executing on one or more hardware
- 30 processors 602. Further, a computer program product can include a computer-readable storage medium with code adapted to be implemented to carry out one or more method steps described herein, including the provision of the system with the distinct software modules.

In any case, it should be understood that the components illustrated herein may be implemented in various forms of hardware, software, or combinations thereof; for example, application specific integrated circuit(s) (ASICs), functional circuitry, one or more appropriately programmed general purpose digital computers with associated memory, and the like. Given the teachings of the invention provided herein, one of ordinary skill in the related art will be able to contemplate other implementations of the components of the invention.

The terminology used herein is for the purpose of describing particular embodiments only and is not intended to be limiting of the invention. As used herein, the singular forms “a,” “an” and “the” are intended to include the plural forms as well, unless the context clearly indicates otherwise. It will be further understood that the terms “comprises” and/or “comprising,” when used in this specification, specify the presence of stated features, integers, steps, operations, elements, and/or components, but do not preclude the presence or addition of one or more other features, integers, steps, operations, elements, components, and/or groups thereof.

The corresponding structures, materials, acts, and equivalents of all means or step plus function elements in the claims below are intended to include any structure, material, or act for performing the function in combination with other claimed elements as specifically claimed. The description of the present invention has been presented for purposes of illustration and description, but is not intended to be exhaustive or limited to the invention in the form disclosed. Many modifications and variations will be apparent to those of ordinary skill in the art without departing from the scope of the invention. The embodiment was chosen and described in order to best explain the principles of the invention and the practical application, and to enable others of ordinary skill in the art to understand the invention for various embodiments with various modifications as are suited to the particular use contemplated.

At least one embodiment of the invention may provide one or more beneficial effects, such as, for example, intelligently pruning a people attributes database using person attributes and their associated accuracy in finding a specific person.

It will be appreciated and should be understood that the exemplary embodiments of the invention described above can be implemented in a number of different fashions. Given the teachings of the invention provided herein, one of ordinary skill in the related art will be able to contemplate other implementations of the invention. Indeed, although illustrative
5 embodiments of the present invention have been described herein with reference to the accompanying drawings, it is to be understood that the invention is not limited to those precise embodiments, and that various other changes and modifications may be made by one skilled in the art.

CLAIMS

1. A method for facilitating a video surveillance search of a person, wherein the method comprises:
- 5 maintaining a database of one or more attributes of one or more people captured on one or more video cameras;
- indexing the one or more attributes in the database extracted from the one or more video cameras; and
- pruning one or more images captured from the one or more video cameras using the
- 10 one or more attributes and one or more items of qualifying information to facilitate a video surveillance search of a person.
2. The method of claim 1, wherein indexing comprises ranking and ordering performed by an optimization module, wherein the ranking is based on optimization results that return a
- 15 likelihood assessment for each person in the database.
3. The method of claim 1, wherein pruning comprises culling the one or more images captured from the one or more video cameras to a subset.
- 20 4. The method of claim 1, wherein maintaining a database comprises recording each person seen in a camera in the database with each of one or more detected attributes of the person.
5. The method of claim 1, wherein one or more items of qualifying information
- 25 comprise a detection accuracy level associated with each attribute.
6. The method of claim 1, wherein one or more items of qualifying information
- comprise at least one of empirical information, historical information and error information.
- 30 7. The method of claim 1, wherein one or more items of qualifying information
- comprise information provided by a user associated with an attribute.

8. The method of claim 1, wherein one or more items of qualifying information comprise a correlation between two or more attributes.

5 9. The method of claim 1, wherein the one or more attributes comprise at least one of clothing type, shirt color, pants color, presence of sunglasses, presence of eyeglasses, presence of a beard, presence of a mustache, presence of a hat, nose type, sideburns, clothes type, skin color, eye color, presence of a carried bag, and absence or presence of a companion.

10 10. The method of claim 1, further comprising using a user interface to enable a user to supply information about the person.

11. The method of claim 1, further comprising sending a user a set of one or more candidates in the search for the person, wherein the set of one or more candidates are sent to the user in order of their likelihood based on joint probabilities for each candidate.

12. The method of claim 1, further comprising iterating the process of pruning one or more images captured from the one or more video cameras using the one or more attributes and one or more items of qualifying information to facilitate a video surveillance search of a person if the person is not found until a satisfactory match is found or the database is exhausted.

13. The method of claim 1, further comprising modifying attribute description and detection, and finding a most likely feature set based on correlation between one or more attributes and corresponding error distributions if the person is not found.

14. The method of claim 1, further comprising repeating the process of pruning one or more images captured from the one or more video cameras using the one or more attributes and one or more items of qualifying information to facilitate a video surveillance search of a person in a second image captured by the one or more video cameras if the person is found in one image captured by the one or more video cameras.

15. The method of claim 14, further comprising using an updated description of the person based on results from the one image captured by the one or more video cameras.

5 16. The method of claim 1, further comprising providing a system, wherein the system comprises one or more distinct software modules, each of the one or more distinct software modules being embodied on a tangible computer-readable recordable storage medium, and wherein the one or more distinct software modules comprise a person descriptor module, and a search optimization module executing on a hardware processor.

10 17. A computer program product comprising a tangible computer readable recordable storage medium including computer useable program code for facilitating a video surveillance search of a person, the computer program product including:

computer useable program code for maintaining a database of one or more attributes of one or more people captured on one or more video cameras;

15 computer useable program code for indexing the one or more attributes in the database extracted from the one or more video cameras; and

computer useable program code for pruning one or more images captured from the one or more video cameras using the one or more attributes and one or more items of qualifying information to facilitate a video surveillance search of a person.

20 18. The computer program product of claim 17, wherein one or more items of qualifying information comprise at least one of a detection accuracy level associated with each attribute, empirical information, historical information, error information, information provided by a user associated with an attribute, and a correlation between two or more attributes.

25 19. The computer program product of claim 17, further comprising:

computer useable program code for using a user interface to enable a user to supply information about the person; and

30 computer useable program code for sending a user a set of one or more candidates in the search for the person, wherein the set of one or more candidates are sent to the user in order of their likelihood based on joint probabilities for each candidate.

20. The computer program product of claim 17, further comprising computer useable program code for modifying attribute description and detection, and finding a most likely feature set based on correlation between one or more attributes and corresponding error distributions if the person is not found.

5

21. A system for facilitating a video surveillance search of a person, comprising:
a memory; and
at least one processor coupled to the memory and operative to:
maintain a database of one or more attributes of one or more people captured on one
10 or more video cameras;
index the one or more attributes in the database extracted from the one or more video cameras; and
prune one or more images captured from the one or more video cameras using the one or more attributes and one or more items of qualifying information to facilitate a video
15 surveillance search of a person.

15

22. The system of claim 21, wherein one or more items of qualifying information comprise at least one of a detection accuracy level associated with each attribute, empirical information, historical information, error information, information provided by a user
20 associated with an attribute, and a correlation between two or more attributes.

20

23. The system of claim 21, wherein the at least one processor coupled to the memory is further operative to:

use a user interface to enable a user to supply information about the person; and

25

send a user a set of one or more candidates in the search for the person, wherein the set of one or more candidates are sent to the user in order of their likelihood based on joint probabilities for each candidate.

24. The system of claim 21, wherein the at least one processor coupled to the memory is further operative to modifying attribute description and detection, and finding a most likely feature set based on correlation between one or more attributes and corresponding error distributions if the person is not found.

30

25. An apparatus for facilitating a video surveillance search of a person, the apparatus comprising:

means for maintaining a database of one or more attributes of one or more people captured on one or more video cameras;

5 means for indexing the one or more attributes in the database extracted from the one or more video cameras; and

means for pruning one or more images captured from the one or more video cameras using the one or more attributes and one or more items of qualifying information to facilitate a video surveillance search of a person.

FIG. 1

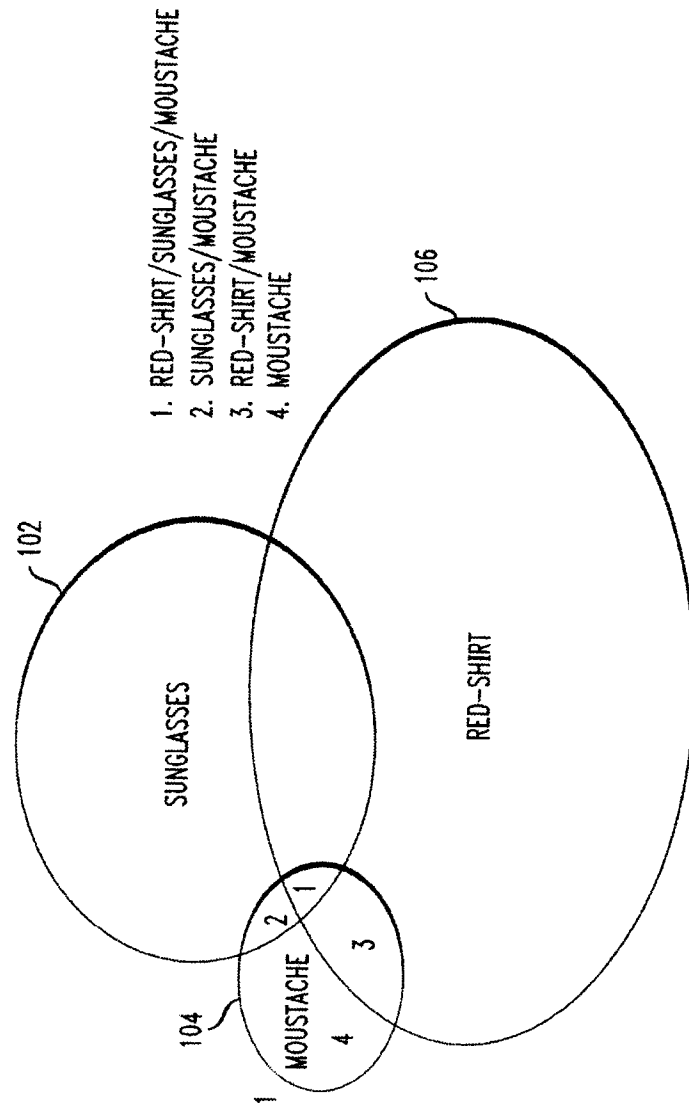


FIG. 2

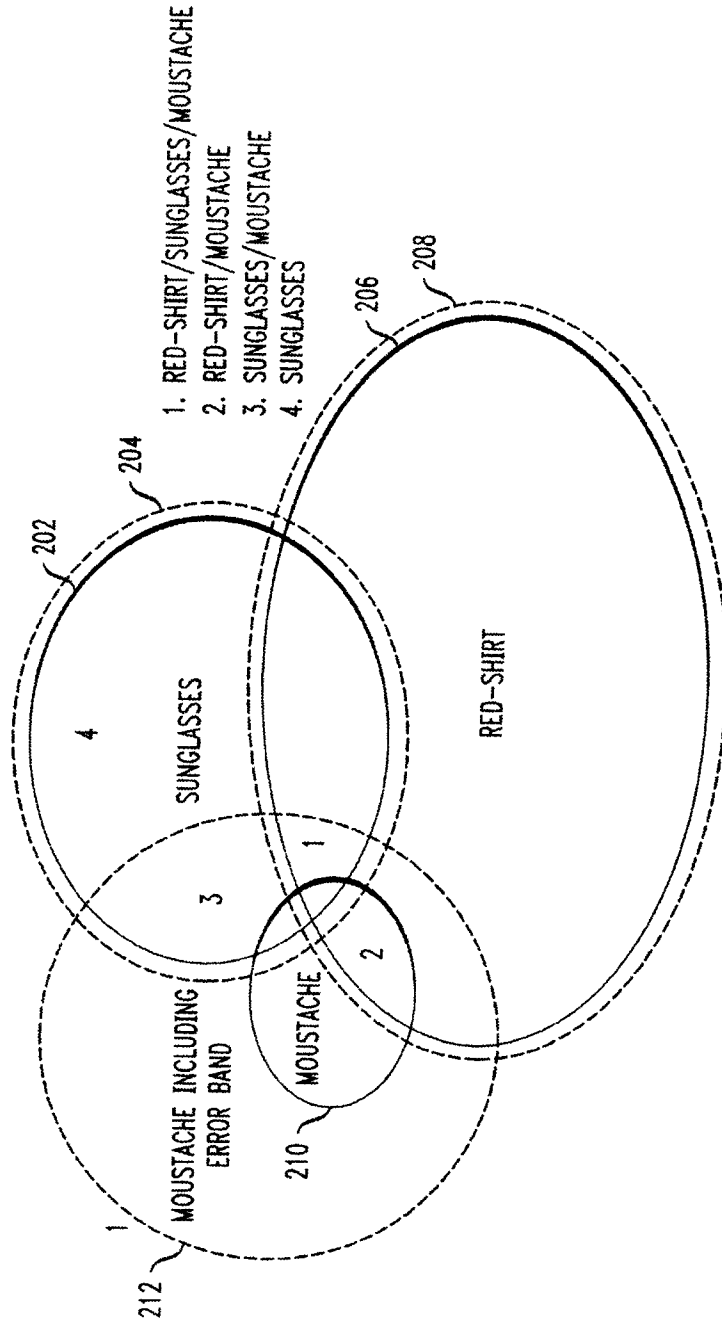


FIG. 3

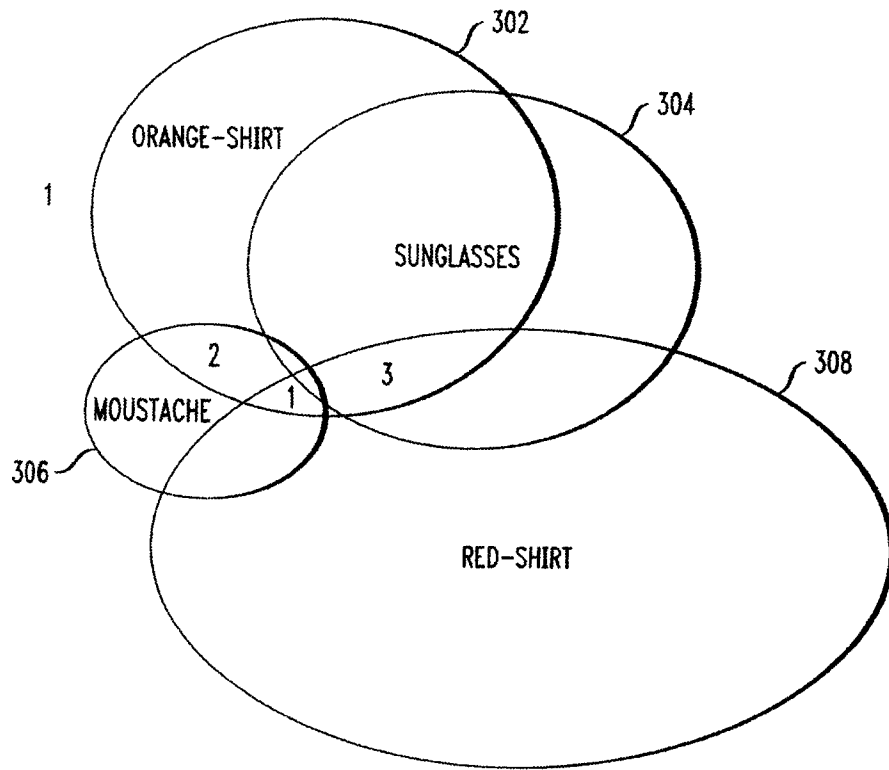


FIG. 4

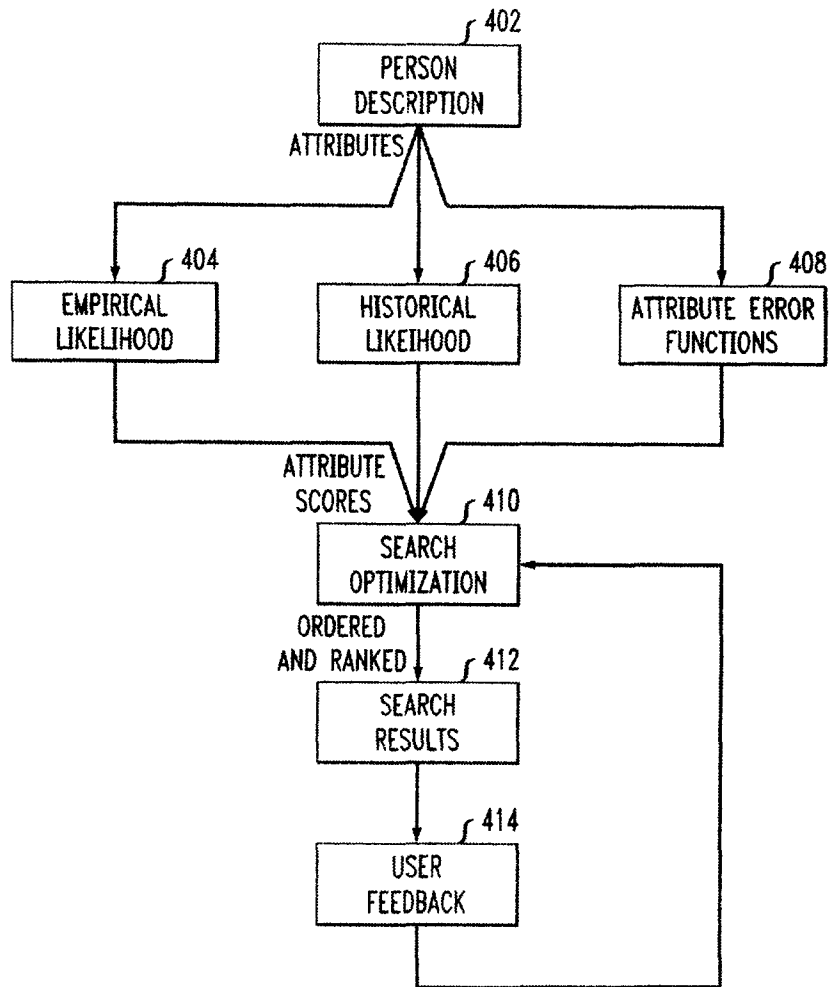


FIG. 5

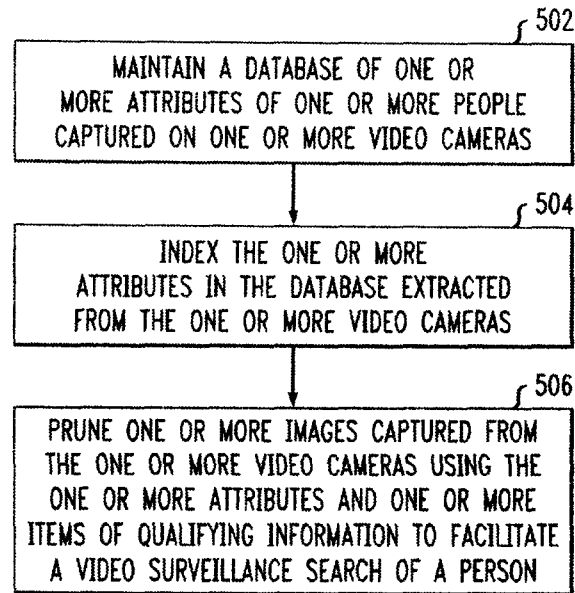
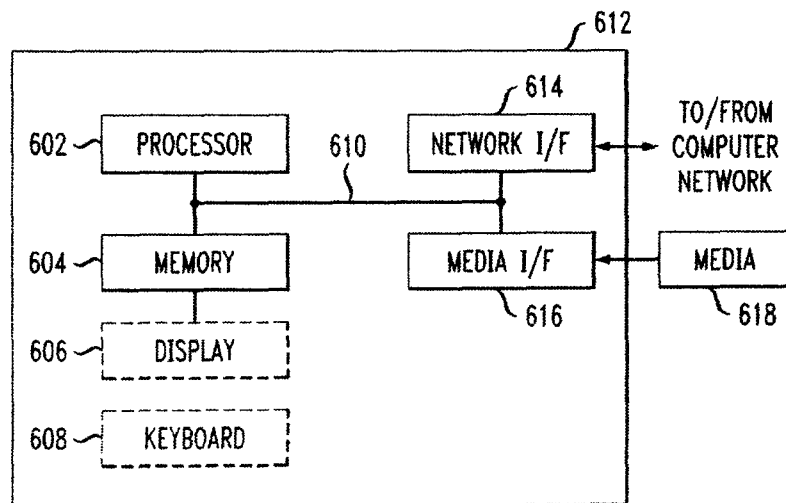


FIG. 6



INTERNATIONAL SEARCH REPORT

International application No
PCT/EP2011/062910

A. CLASSIFICATION OF SUBJECT MATTER INV. G11B27/10 G11B27/34 G06F17/30 G06K9/00 G06T7/00 ADD.		
According to International Patent Classification (IPC) or to both national classification and IPC		
B. FIELDS SEARCHED		
Minimum documentation searched (classification system followed by classification symbols) G11B G06F G06K G06T		
Documentation searched other than minimum documentation to the extent that such documents are included in the fields searched		
Electronic data base consulted during the international search (name of data base and, where practical, search terms used) EPO-Internal		
C. DOCUMENTS CONSIDERED TO BE RELEVANT		
Category*	Citation of document, with indication, where appropriate, of the relevant passages	Relevant to claim No.
X	WO 2010/023213 A1 (EADS EUROP AERONAUTIC DEFENCE [FR]; STURZEL MARC [FR]; FURIE FREDERIC) 4 March 2010 (2010-03-04) page 8 - page 14 -----	1-25
X	FR 2 875 629 A1 (VIDEO & NETWORK CONCEPT SARL [FR]) 24 March 2006 (2006-03-24) page 11 - page 14 -----	1,17,21, 25
X	US 2010/150447 A1 (GUNASEKARANBABU GANESH [IN] ET AL) 17 June 2010 (2010-06-17) paragraphs [0011] - [0030] -----	1,17,21, 25
A	WO 2009/133667 A1 (PANASONIC CORP [JP]; YOSHIO HIROAKI; AOKI KATSUJI) 5 November 2009 (2009-11-05) abstract -/--	1-25
<input checked="" type="checkbox"/> Further documents are listed in the continuation of Box C. <input checked="" type="checkbox"/> See patent family annex.		
* Special categories of cited documents :		
"A" document defining the general state of the art which is not considered to be of particular relevance "E" earlier document but published on or after the international filing date "L" document which may throw doubts on priority claim(s) or which is cited to establish the publication date of another citation or other special reason (as specified) "O" document referring to an oral disclosure, use, exhibition or other means "P" document published prior to the international filing date but later than the priority date claimed		"T" later document published after the international filing date or priority date and not in conflict with the application but cited to understand the principle or theory underlying the invention "X" document of particular relevance; the claimed invention cannot be considered novel or cannot be considered to involve an inventive step when the document is taken alone "Y" document of particular relevance; the claimed invention cannot be considered to involve an inventive step when the document is combined with one or more other such documents, such combination being obvious to a person skilled in the art. "&" document member of the same patent family
Date of the actual completion of the international search	Date of mailing of the international search report	
27 September 2011	06/10/2011	
Name and mailing address of the ISA/ European Patent Office, P.B. 5818 Patentlaan 2 NL - 2280 HV Rijswijk Tel. (+31-70) 340-2040, Fax: (+31-70) 340-3016	Authorized officer Doyle, Walter	

INTERNATIONAL SEARCH REPORT

International application No
PCT/EP2011/062910

C(Continuation). DOCUMENTS CONSIDERED TO BE RELEVANT		
Category*	Citation of document, with indication, where appropriate, of the relevant passages	Relevant to claim No.
	-& US 2011/087677 A1 (YOSHIO HIROAKI [JP] ET AL) 14 April 2011 (2011-04-14) the whole document	
A	----- US 2007/294207 A1 (BROWN LISA MARIE [US] ET AL) 20 December 2007 (2007-12-20) the whole document	1-25
A	----- US 2005/162515 A1 (VENETIANER PETER L [US] ET AL) 28 July 2005 (2005-07-28) the whole document	1-25
A	----- US 7 460 149 B1 (DONOVAN JOHN J [US] ET AL) 2 December 2008 (2008-12-02) the whole document	1-25

INTERNATIONAL SEARCH REPORT

Information on patent family members

International application No

PCT/EP2011/062910

Patent document cited in search report	Publication date	Patent family member(s)	Publication date
WO 2010023213	A1	04-03-2010	CN 102187336 A
			EP 2316082 A1
			FR 2935498 A1
FR 2875629	A1	24-03-2006	WO 2006032799 A1
US 2010150447	A1	17-06-2010	NONE
WO 2009133667	A1	05-11-2009	CN 101772782 A
			JP 2009271577 A
			US 2011087677 A1
US 2011087677	A1	14-04-2011	CN 101772782 A
			JP 2009271577 A
			WO 2009133667 A1
US 2007294207	A1	20-12-2007	US 2008252727 A1
US 2005162515	A1	28-07-2005	NONE
US 7460149	B1	02-12-2008	NONE