



US0D1060276S

(12) **United States Design Patent**
Altonen et al.

(10) **Patent No.:** **US D1,060,276 S**

(45) **Date of Patent:** **** *Feb. 4, 2025**

(54) **CONTROL DEVICE**

H05B 33/0803; H05B 33/0863; H05B 39/02; H05B 39/04; H05B 39/085; H05B 39/086; H05B 39/088; H03K 17/962

(71) Applicant: **Lutron Technology Company LLC**,
Coopersburg, PA (US)

See application file for complete search history.

(72) Inventors: **Gregory Altonen**, Easton, PA (US);
Susan Hakkarainen, Doylestown, PA (US);
Jason C. Killo, Emmaus, PA (US);
Brad Michael Kreschollek, Bethlehem, PA (US);
Matthew Philip McDonald, Phoenixville, PA (US)

(56) **References Cited**

U.S. PATENT DOCUMENTS

D199,922 S	12/1964	Schlage
D325,567 S	4/1992	Jacoby, Jr. et al.
D362,841 S	10/1995	Roza
D421,246 S	2/2000	Mayo et al.
6,107,583 A	8/2000	Berfield
D441,346 S	5/2001	Bonn

(Continued)

(73) Assignee: **Lutron Technology Company LLC**,
Coopersburg, PA (US)

OTHER PUBLICATIONS

(*) Notice: This patent is subject to a terminal disclaimer.

Lumenpulse-Lumentone brochure, 2013, 6 pgs.

(**) Term: **15 Years**

(Continued)

(21) Appl. No.: **29/911,688**

(22) Filed: **Sep. 7, 2023**

Primary Examiner — Selina Sikder

(74) *Attorney, Agent, or Firm* — Saidman DesignLaw Group, LLC

Related U.S. Application Data

(63) Continuation of application No. 29/858,746, filed on Nov. 3, 2022, now Pat. No. Des. 1,001,751, which is a continuation of application No. 29/785,356, filed on May 25, 2021, now Pat. No. Des. 969,756, which is a continuation of application No. 29/724,257, filed on Feb. 13, 2020, now Pat. No. Des. 922,336, which is a continuation of application No. 29/655,299, filed on Jul. 2, 2018, now Pat. No. Des. 878,309, which is a continuation of application No. 29/594,202, filed on Feb. 16, 2017, now Pat. No. Des. 837,169.

(57) **CLAIM**

The ornamental design for a control device as shown and described.

(51) **LOC (15) Cl.** **13-03**

(52) **U.S. Cl.**
USPC **D13/171; D13/168**

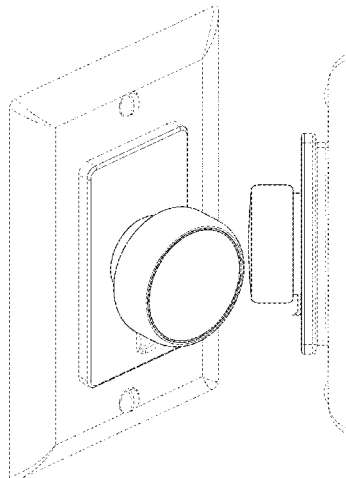
(58) **Field of Classification Search**

USPC D13/162, 168, 171, 174
CPC H01H 3/12; H01H 3/122; H01H 9/02;
H01H 9/16; H01H 9/18; H01H 9/181;
H01H 9/182; H01H 13/023; H01H 13/04;
H01H 13/06; H01H 13/14; H01H
2009/187;

DESCRIPTION

FIG. 1 is a front perspective view of a control device showing our new design;
FIG. 2 is a front view thereof;
FIG. 3 is a left side view thereof;
FIG. 4 is a right side view thereof;
FIG. 5 is a top view thereof; and,
FIG. 6 is a bottom view thereof.
The dashed broken lines illustrate structure or features which form no part of the claimed design.

1 Claim, 3 Drawing Sheets



(56)

References Cited

U.S. PATENT DOCUMENTS

D464,630 S 10/2002 Woodworth
 D469,411 S 1/2003 Decosse
 D511,503 S 11/2005 Fort et al.
 D515,516 S 2/2006 Mayo et al.
 D541,222 S 4/2007 Mayo et al.
 D544,450 S 6/2007 Mierta et al.
 D558,692 S 1/2008 Neveu
 D589,463 S 3/2009 Sykes
 7,884,299 B2 2/2011 Glew
 D645,005 S 9/2011 Menheere
 D654,880 S 2/2012 Lam
 D687,328 S 8/2013 Clymer et al.
 8,786,196 B2 7/2014 Biery et al.
 D713,236 S 9/2014 Park
 D724,035 S 3/2015 Flowers et al.
 D725,612 S 3/2015 Schlegel et al.
 D748,648 S 2/2016 Kim et al.
 D755,037 S 5/2016 Czerwinski, Jr. et al.
 9,337,943 B2 5/2016 Mosebrook et al.
 D761,277 S 7/2016 Harvell
 D762,716 S 8/2016 Yang et al.
 D763,308 S 8/2016 Wang et al.
 D766,844 S 9/2016 Turksu et al.
 9,538,619 B2 1/2017 Swatsky et al.
 9,565,742 B2 2/2017 Swatsky et al.
 9,633,557 B2 4/2017 Dimberg et al.
 D786,932 S 5/2017 Kim et al.
 D808,912 S 1/2018 Dimberg et al.
 D814,428 S 4/2018 Dimberg et al.
 D837,168 S 1/2019 Altonen et al.
 D837,169 S 1/2019 Altonen et al.
 D839,847 S 2/2019 Dimberg et al.
 D846,508 S 4/2019 Dimberg et al.
 D868,009 S 11/2019 Dimberg et al.
 D868,010 S 11/2019 Bard et al.
 D878,309 S 3/2020 Altonen et al.
 D878,310 S 3/2020 Dimberg et al.
 D879,055 S 3/2020 Altonen et al.
 D892,750 S 8/2020 Dimberg et al.
 D892,751 S 8/2020 Altonen et al.
 D893,437 S 8/2020 Dimberg et al.
 D908,643 S 1/2021 Dimberg et al.
 10,910,176 B2 2/2021 Altonen et al.
 D921,598 S 6/2021 Dimberg et al.
 D922,336 S 6/2021 Altonen et al.
 D924,184 S 7/2021 Altonen et al.
 D924,818 S 7/2021 Altonen et al.
 D924,820 S 7/2021 Dimberg et al.
 D924,821 S 7/2021 Bard et al.

D925,478 S 7/2021 Dimberg et al.
 D926,712 S 8/2021 Dimberg et al.
 D933,615 S 10/2021 Altonen et al.
 D940,668 S 1/2022 Dimberg et al.
 D951,211 S 5/2022 Dimberg et al.
 D967,784 S 10/2022 Altonen et al.
 D969,756 S 11/2022 Altonen et al.
 D969,757 S 11/2022 Altonen et al.
 D1,001,751 S * 10/2023 Altonen D13/168
 D1,001,752 S * 10/2023 Altonen D13/168
 2007/0057922 A1 3/2007 Schultz et al.
 2007/0102275 A1 5/2007 Genz et al.
 2007/0193867 A1 8/2007 Lorenzo Riera et al.
 2010/0175971 A1 7/2010 Kim et al.
 2013/0328500 A1 12/2013 Toda
 2014/0042002 A1 2/2014 Chu
 2014/0117871 A1 5/2014 Swatsky et al.
 2015/0371534 A1 12/2015 Dimberg et al.
 2017/0278383 A1 9/2017 Dimberg et al.
 2017/0280533 A1 9/2017 Dimberg et al.
 2017/0352506 A1 12/2017 Dimberg
 2017/0354012 A1 12/2017 Bard et al.
 2017/0354021 A1 12/2017 Dimberg et al.
 2017/0354022 A1 12/2017 Dimberg et al.
 2017/0354023 A1 12/2017 Dimberg et al.
 2018/0005742 A1 1/2018 Newman, Jr. et al.
 2018/0116039 A1 4/2018 Harte et al.

OTHER PUBLICATIONS

Echo Inspire Control Stations; 2018, 7 pages.
 Legrand® / Pass & Seymour®, P&S Dimmers—DR Series Brochure, 2010, 2 pages.
 Legrand®, Dimmers Brochure, 2015, 18 pages.
 Lumenpulse™, Lumentone™ Specification Sheet, 2013, 4 pages.
 Lumenpulse™, Lumentone™ Installation Instructions, 2013, 1 page.
 Lumenpulse™, Lumentone™ Quick Reference Guide, 2015, 3 pages.
 Electronic Theatre Controls, Inc., Echo Inspire® Station Programming Guide, Software Version 2.0.1, Feb. 2015, 44 pages.
 Electronic Theatre Controls, Inc., Echo Inspire® Control Stations, <URL:https://www.etconnect.com/Products/Architectural-Systems/Echo/Control-Stations/Inspire-Control-Stations/Features.aspx>, available from Internet at least as early as Jul. 15, 2014 [site visited May 9, 2018].
 Electronic Theatre Controls, Inc., Echo Inspire® Control Station: 4-Button with Fader Knob, photograph taken on May 8, 2018.
 U.S. Appl. No. 62/345,449, filed Jun. 3, 2016 (unpublished).
 U.S. Appl. No. 62/345,222, filed Jun. 3, 2016 (unpublished).

* cited by examiner

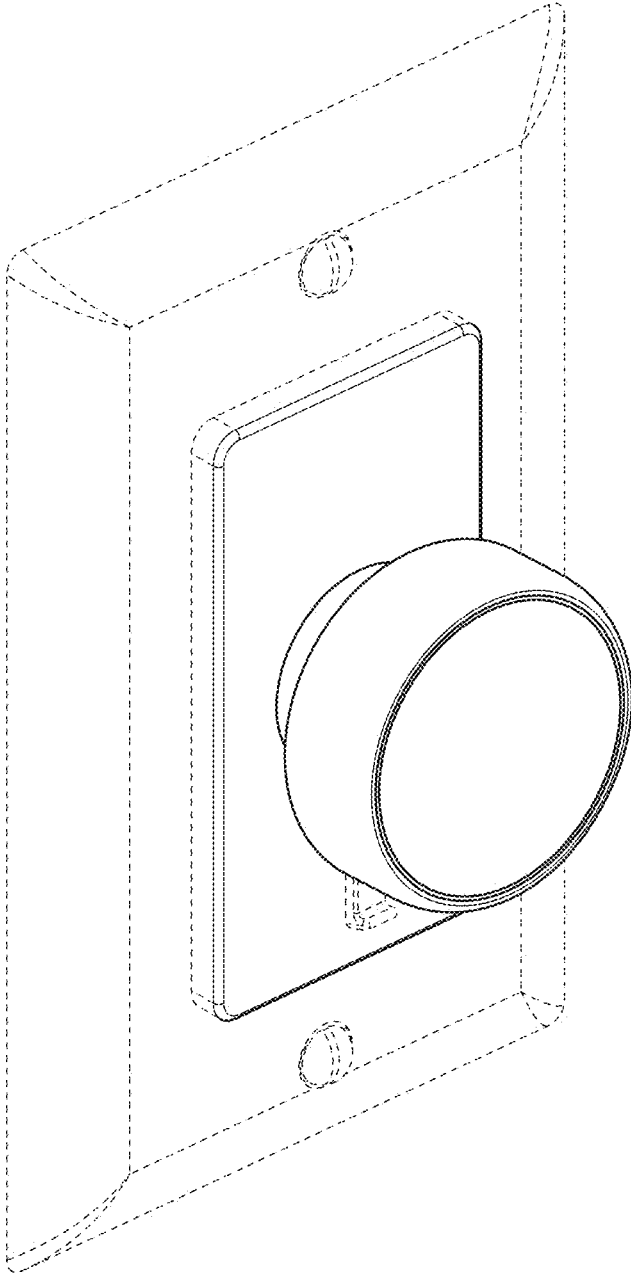


FIG. 1

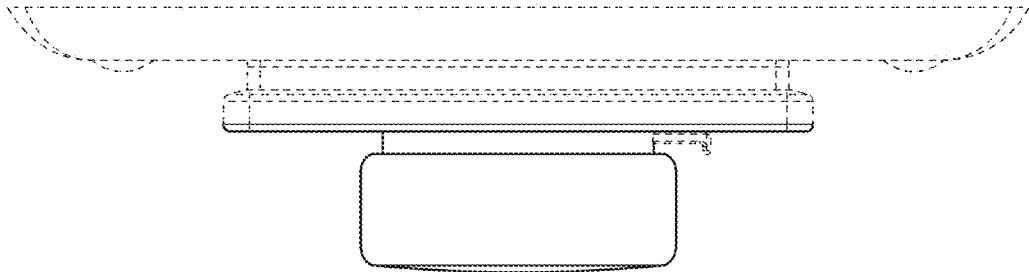


FIG. 4

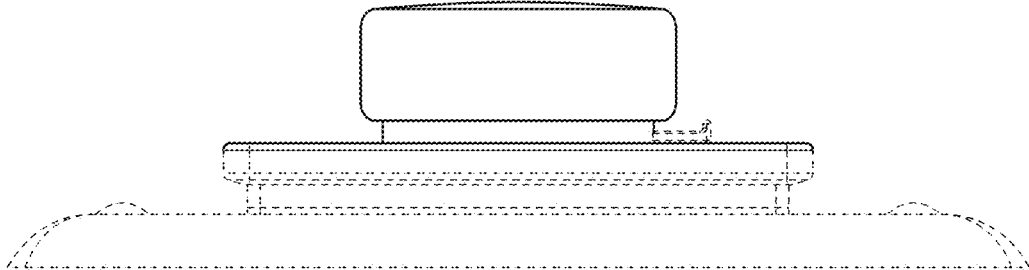


FIG. 3

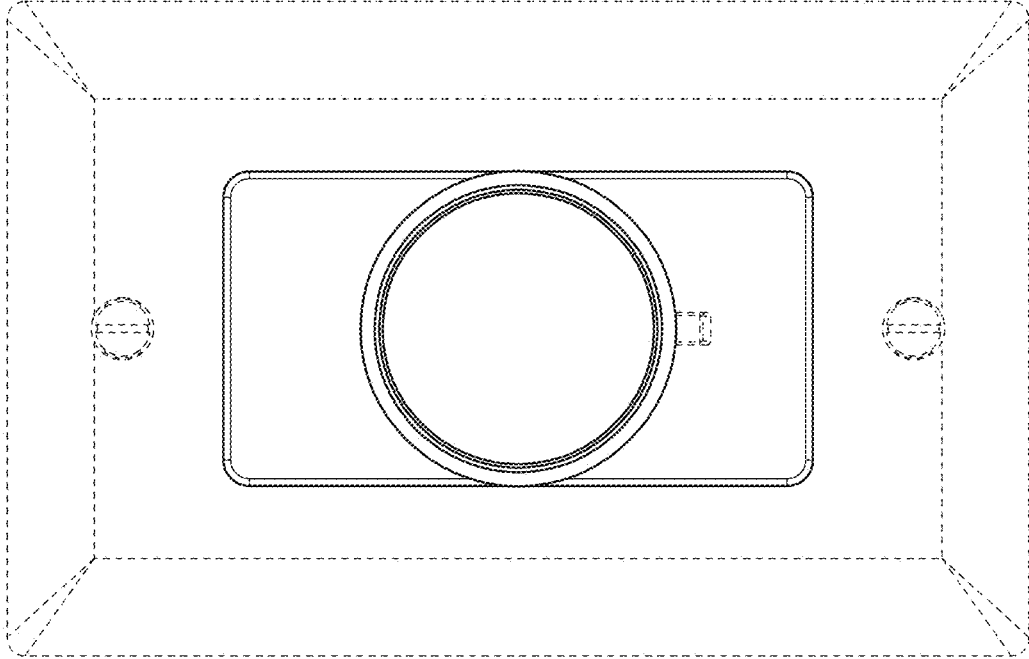


FIG. 2

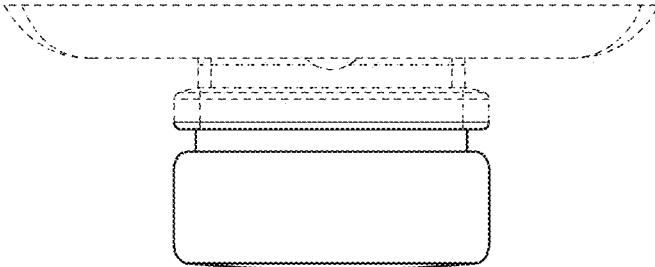


FIG. 5

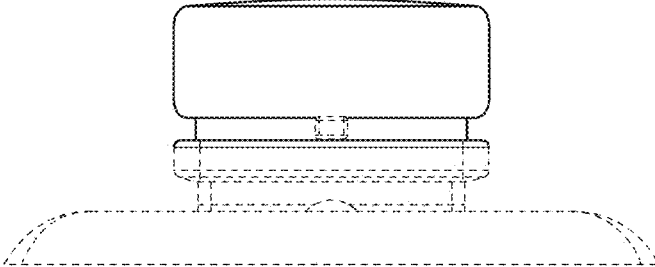


FIG. 6