



US00D737318S

(12) **United States Design Patent**
Folken et al.

(10) **Patent No.:** **US D737,318 S**
(45) **Date of Patent:** **** Aug. 25, 2015**

(54) **PORTION OF A DISPLAY SCREEN WITH AN ANIMATED COMPUTER GENERATED ICON**

(71) Applicant: **Caterpillar Inc.**, Peoria, IL (US)

(72) Inventors: **Keith R. Folken**, West Peoria, IL (US);
Matthew J. Meinhart, Peoria, IL (US);
Edward M. Schroeder, Germantown Hills, IL (US); **Erik L. Olsen**, Peoria, IL (US); **Andrew Black**, Ballycarry (GB)

(73) Assignee: **Caterpillar Inc.**, Peoria, IL (US)

(**) Term: **14 Years**

(21) Appl. No.: **29/448,539**

(22) Filed: **Mar. 13, 2013**

(51) **LOC (10) Cl.** **14-04**

(52) **U.S. Cl.**
USPC **D14/489**

(58) **Field of Classification Search**
USPC D14/485-495; 715/703, 715, 727, 763,
715/773, 776, 779, 839, 810, 811, 812, 813,
715/814, 815, 821, 825, 828, 833, 835, 836,
715/837, 838, 840, 846, 847, 864, 963, 974,
715/976, 977
CPC G06F 3/0482; G06F 8/34; G06F 3/04817;
G06F 3/048
See application file for complete search history.

(56) **References Cited**

U.S. PATENT DOCUMENTS

D392,632 S * 3/1998 Spiegel D14/490
D521,019 S * 5/2006 Ording D14/489
D637,197 S * 5/2011 Ray et al. D14/486

D644,243 S * 8/2011 Matas D14/489
D654,930 S * 2/2012 Morrow et al. D14/492
D656,951 S * 4/2012 Weir et al. D14/488
D656,952 S * 4/2012 Weir et al. D14/488
D696,266 S * 12/2013 d'Amore et al. D14/485
D696,285 S * 12/2013 Hally D14/487
2012/0084690 A1* 4/2012 Sirpal et al. 715/769
2013/0086492 A1* 4/2013 Sirpal et al. 715/761
2013/0132887 A1* 5/2013 Amin et al. 715/781
2013/0332827 A1* 12/2013 Smith 715/702

* cited by examiner

Primary Examiner — Angela J Lee

(74) *Attorney, Agent, or Firm* — Finnegan, Henderson, Farabow, Garrett & Dunner, LLP

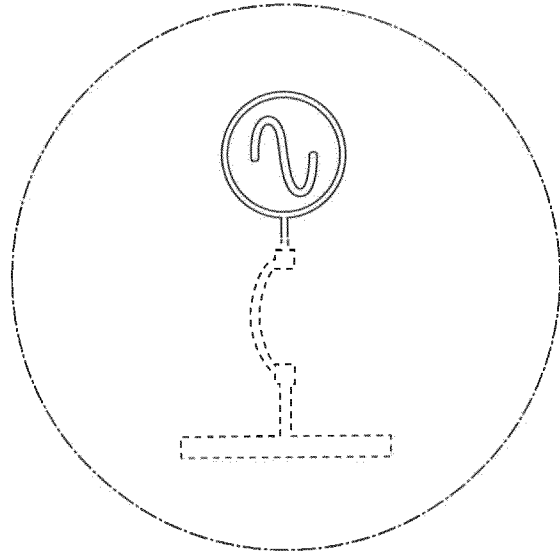
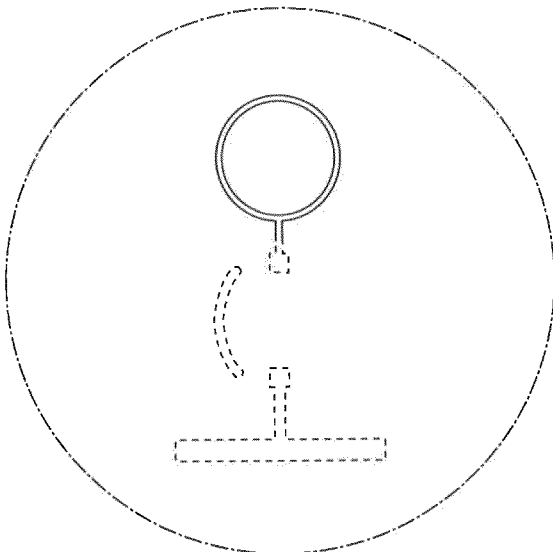
(57) **CLAIM**

The ornamental design for a portion of a display screen with an animated computer generated icon, as shown and described.

DESCRIPTION

FIG. 1 is a front view of a first embodiment of a first image of a portion of a display screen with an animated computer generated icon showing our new design;
FIG. 2 is a front view of a second image thereof;
FIG. 3 is a front view of a second embodiment of a first image of a portion of a display screen with an animated computer generated icon showing our new design; and,
FIG. 4 is a front view of a second image thereof.
The appearance of the image transitions between the images shown in FIGS. 1-2 and 3-4, respectively. The process or period in which an image transitions to another forms no part of the claimed design. The broken lines shown in the drawings illustrate portions of the icon and symbols and a display screen that form no part of the claimed design.

1 Claim, 4 Drawing Sheets



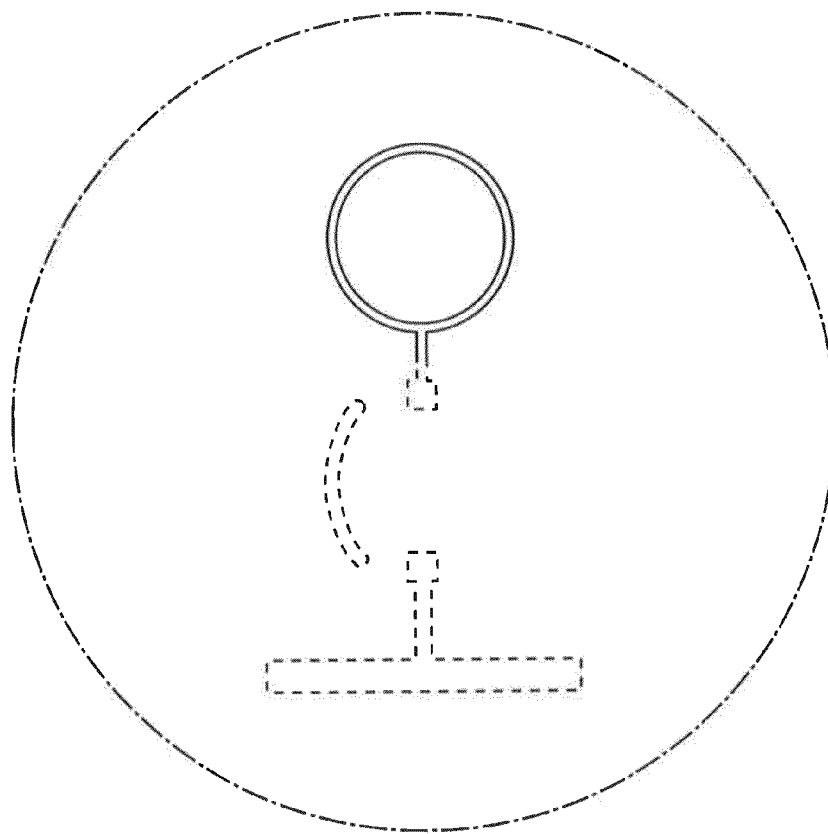


FIG. 1

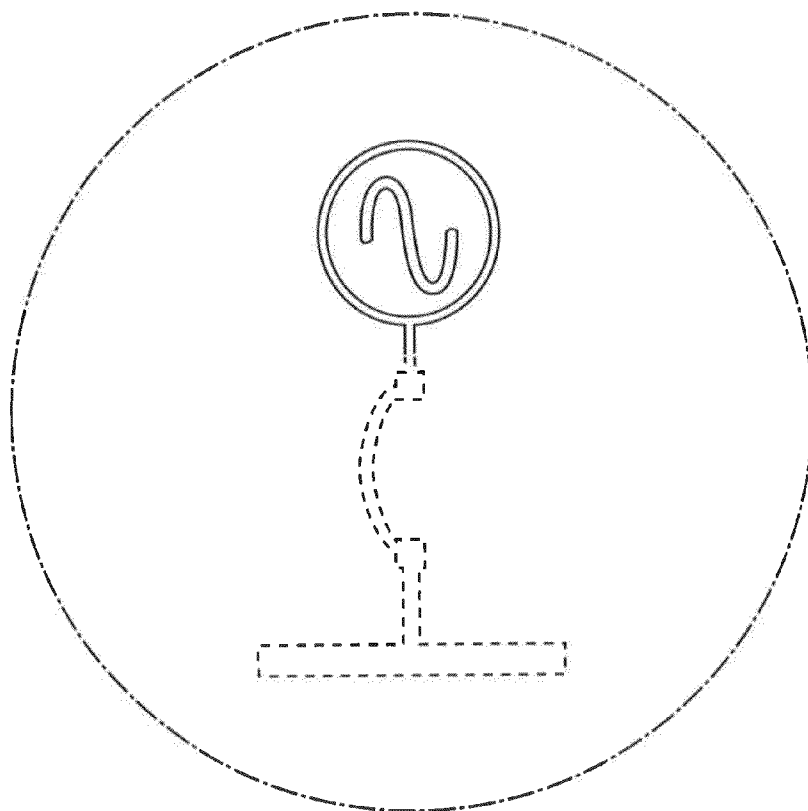


FIG. 2

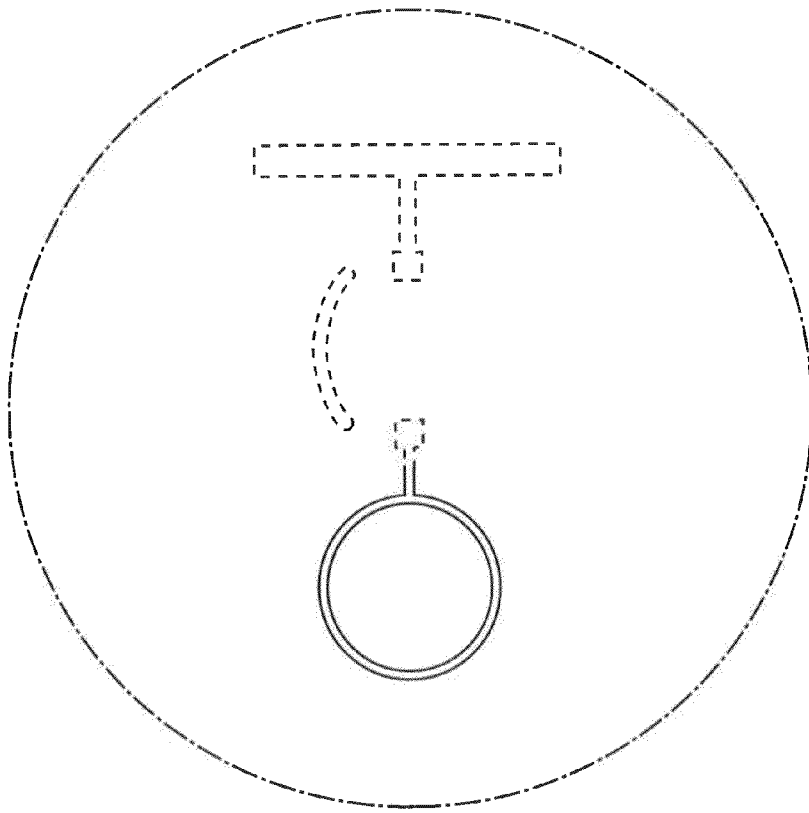


FIG. 3

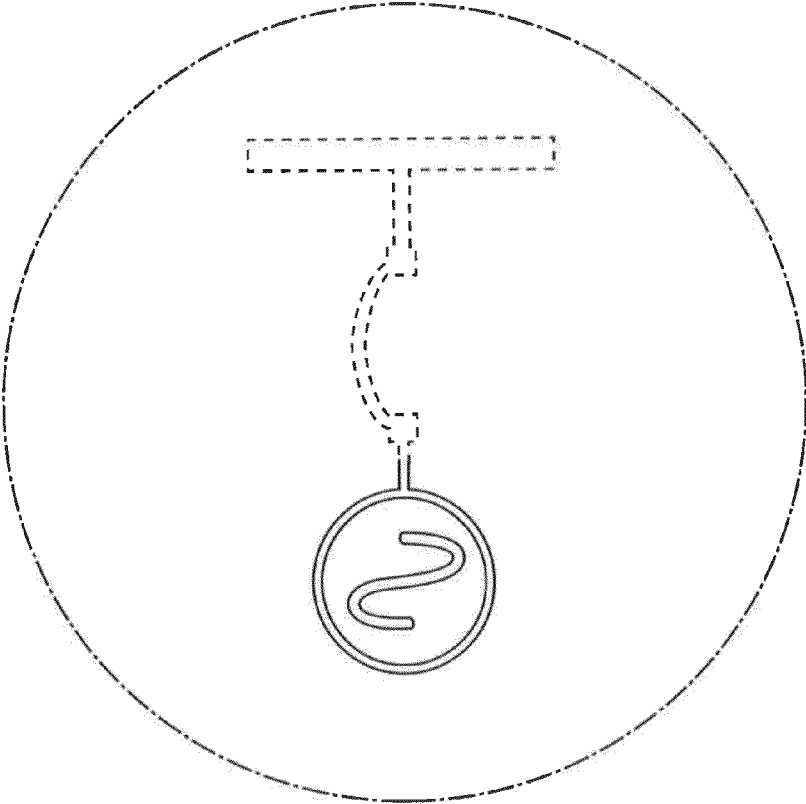


FIG. 4