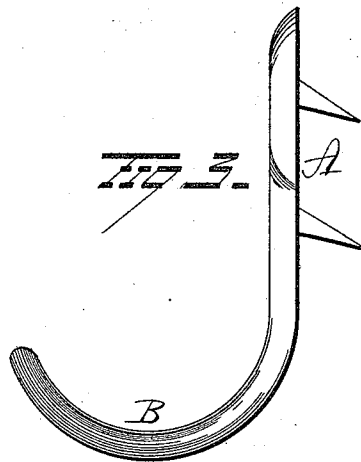
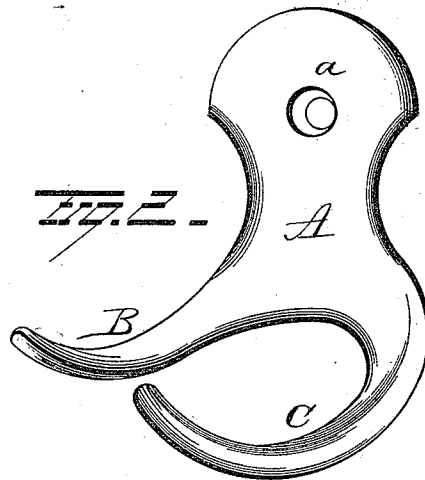
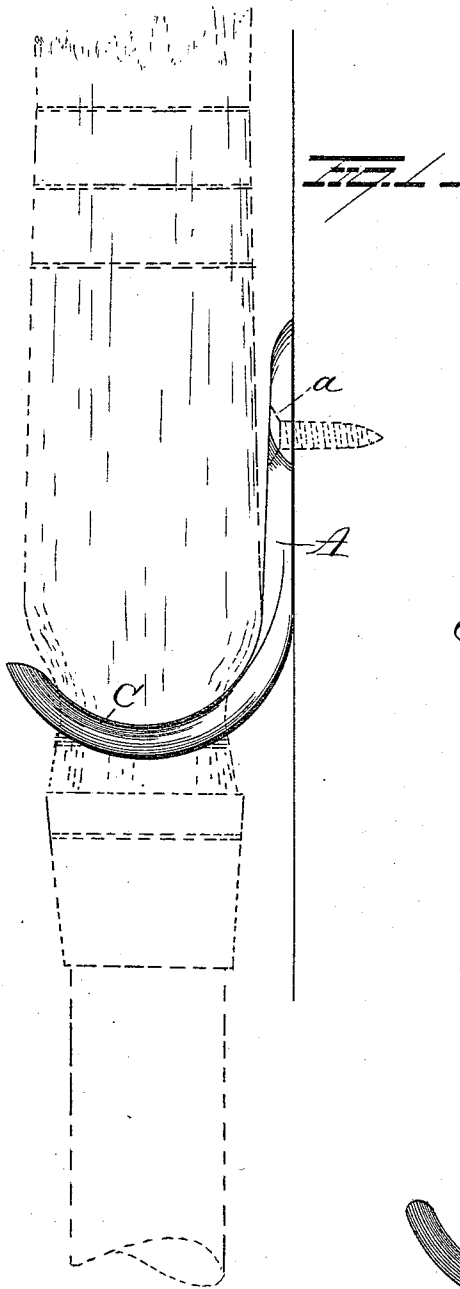


(Model.)

J. A. VOLZ.
BRUSH OR BROOM SUPPORT.

No. 441,266.

Patented Nov. 25, 1890.



Witnesses
E. W. Nottingham
G. F. Downing

Inventor
J. A. Volz.
By his Attorney
H. A. Simpson.

UNITED STATES PATENT OFFICE.

JOHN ANDREW VOLZ, OF LA CROSSE, WISCONSIN, ASSIGNOR OF ONE-HALF
TO SAMUEL W. ANDERSON, OF SAME PLACE.

BRUSH OR BROOM SUPPORT.

SPECIFICATION forming part of Letters Patent No. 441,266, dated November 25, 1890.

Application filed July 8, 1890. Serial No. 358,048. (Model.)

To all whom it may concern:

Be it known that I, JOHN ANDREW VOLZ, of the city of La Crosse, in the county of La Crosse and State of Wisconsin, have invented certain new and useful Improvements in Broom-Holders or Brush-Holders; and I do hereby declare the following to be a full, clear, and exact description of the invention, such as will enable others skilled in the art to which it appertains to make and use the same.

My invention relates to an improvement in broom-holders, the object being to provide a simple and inexpensive device for holding a broom suspended with the handle downward in convenient position, where it will occupy as little space as possible and not appear clumsy and unsightly.

A further object is to provide a device which will not be in the way and in constant peril of being broken or of catching into the garments of those in the room where it is placed.

With these ends in view my invention consists in a flat metallic plate or shank having a pair of integral horns bent into shape to receive a broom between them and prevent its being accidentally displaced therefrom.

It further consists in certain novel features of construction and combinations of parts, as will be hereinafter described, and pointed out in the claim.

In the accompanying drawings, Figure 1 is a view of the holder with a broom in position between its horns or arms. Fig. 2 is a view of the holder itself, and Fig. 3 is a modification.

A represents the shank of the holder, and B and C are a pair of bent horns or arms formed integral therewith and adapted to embrace the handle and the portion of the broom-head which joins the handle. The shank is composed of a flat piece or plate of metal made in ornamental shape if desired, and the horns B and C are continuations of the shank, they being narrow, tapering, and rounded portions, which are preferably bent in a continuous curve downward and outward and inward at their extremities, extending as a whole in a horizontal plane and substan-

tially at right angles to the shank A, so that the broom when in the holder extends in an approximately vertical position and lies flat against and in contact with the wall or surface upon which the holder is fastened. The horns, by being bent upward, as described, lie in contact with and against the broom-head, as shown in Fig. 1. The shank is provided with one or more holes *a* to receive a nail or screw, whereby the holder is held or retained in position on its support. The holders may be made of any kind of metal, and as they are very small and simple in construction their initial cost is nominal. Instead of being perforated for the reception of a nail or screw, as described, the shank may have one or more short-pointed projections integral with it and extending back at slightly acute or right angles thereto, whereby to retain the broom-holder in position on the wall or surface into which the projection or projections are driven. This is indicated in Fig. 3.

The device may be made of metal, glass, or any suitable material, as desired.

It is evident that slight changes might be made in the form and arrangement of the several parts described without departing from the spirit and scope of my invention, and hence I do not wish to limit myself to the exact construction set forth; but,

Having fully described my invention, what I claim as new, and desire to secure by Letters Patent, is—

As a new article of manufacture, a broom or brush holder consisting of a shank terminating at one end in a pair of integral horns, said horns being curved and extending toward each other at their ends to prevent the article held by them from being withdrawn by passing it between the ends of the horns, substantially as set forth.

In testimony whereof I have signed this specification in the presence of two subscribing witnesses.

JOHN ANDREW VOLZ.

Witnesses:

E. S. H. MARTINDALE,
S. MARTINDALE, JR.