



US00D613144S

(12) **United States Design Patent**  
**Lin**

(10) **Patent No.:** **US D613,144 S**

(45) **Date of Patent:** **\*\* Apr. 6, 2010**

(54) **HAND TOOL**

(76) Inventor: **Fu-Hui Lin**, No. 113, Lane 60,  
Gong-Jiew Street, Ta-Li City, Taichung  
County (TW) 412

(\*\*) Term: **14 Years**

(21) Appl. No.: **29/325,957**

(22) Filed: **Oct. 8, 2008**

(51) **LOC (9) Cl.** ..... **08-04**

(52) **U.S. Cl.** ..... **D8/83; D8/107**

(58) **Field of Classification Search** ..... D8/82,  
D8/83, 84, 85, 107, 14; 81/177.1, 177.8,  
81/177.3, 177.4, 177.5, 177.7; 16/430

See application file for complete search history.

(56) **References Cited**

**U.S. PATENT DOCUMENTS**

D339,279 S *	9/1993	Baum	.....	D8/83
5,522,291 A *	6/1996	Liu	.....	81/490
D377,444 S *	1/1997	Lin	.....	D8/107
D392,535 S *	3/1998	Vasudeva et al.	.....	D8/83
D394,794 S *	6/1998	Vasudeva	.....	D8/107
6,151,998 A *	11/2000	Lin	.....	81/177.4
D517,634 S *	3/2006	Nunez et al.	.....	D21/789

D530,588 S *	10/2006	Wang	.....	D8/107
D557,584 S *	12/2007	Gao	.....	D8/107
D565,380 S *	4/2008	Rinner	.....	D8/83
7,373,860 B1 *	5/2008	Rinner	.....	81/177.1

\* cited by examiner

*Primary Examiner*—Philip S Hyder  
*Assistant Examiner*—Roselynn Cody

(57) **CLAIM**

The ornamental design for a hand tool, as shown and described.

**DESCRIPTION**

FIG. 1 is a front-right-top perspective view of a hand tool, showing my new design;

FIG. 2 is a front elevational view thereof;

FIG. 3 is a rear front elevational view thereof;

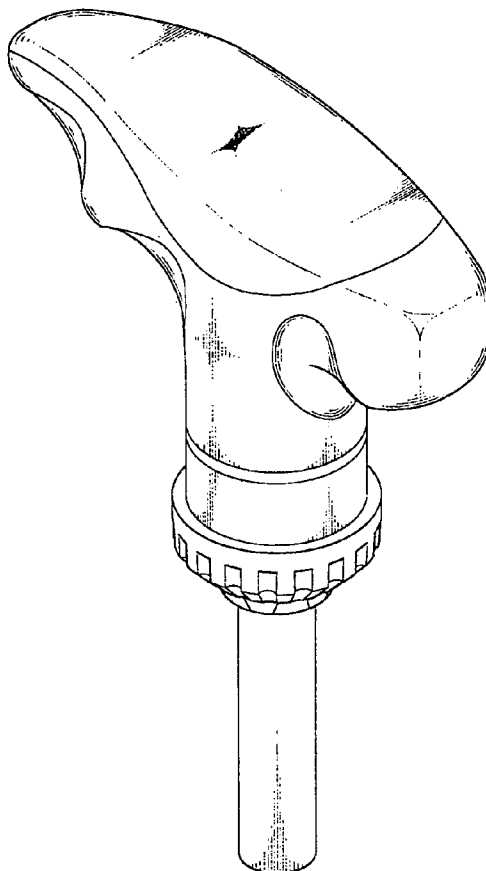
FIG. 4 is a left side elevational view thereof;

FIG. 5 is a right side elevational view thereof;

FIG. 6 is a top plan view thereof; and,

FIG. 7 is a bottom plan view thereof, the broken line showing portions of the design that are not claimed.

**1 Claim, 3 Drawing Sheets**



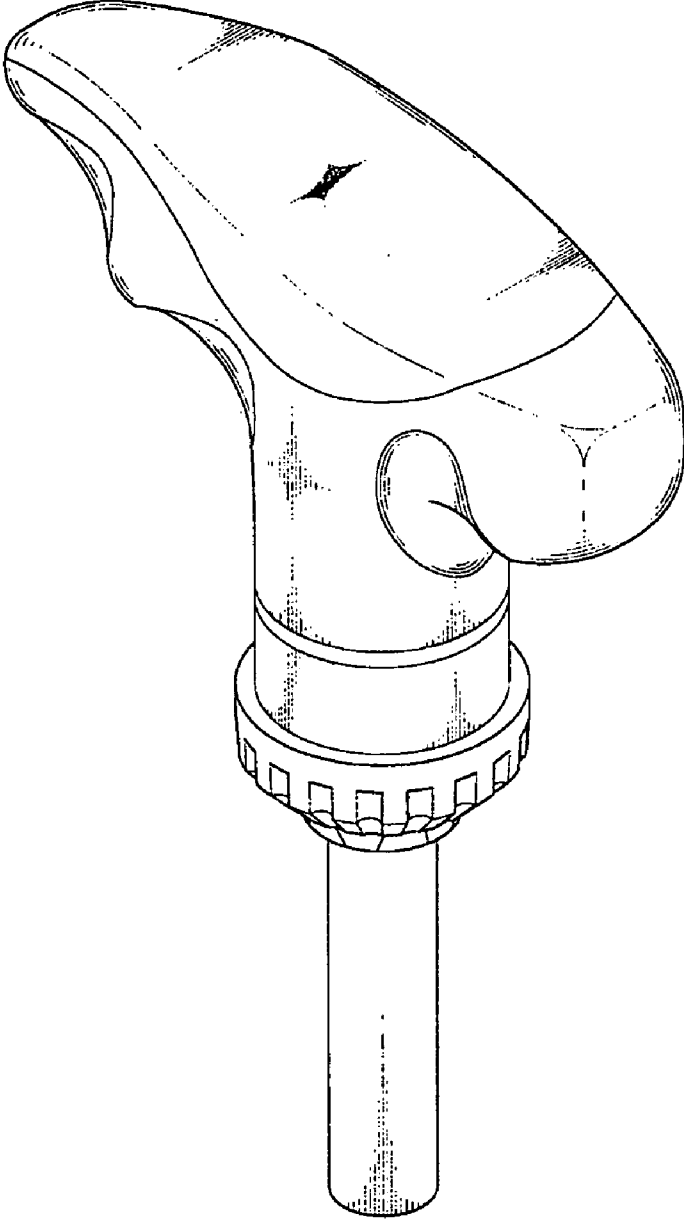


FIG. 1

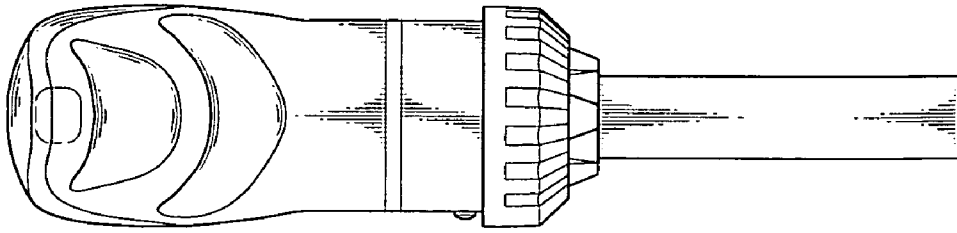


FIG. 4

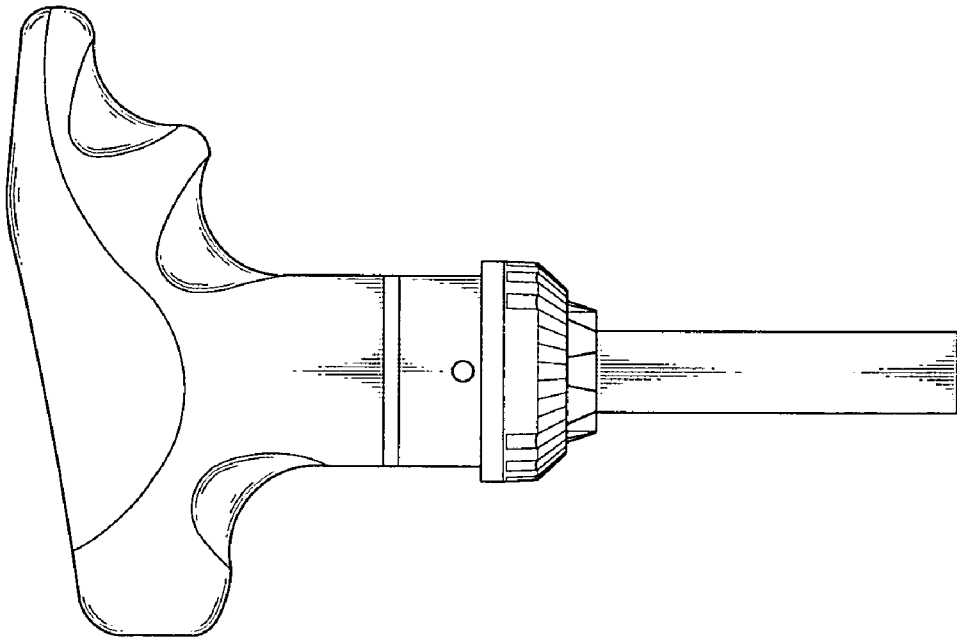


FIG. 3

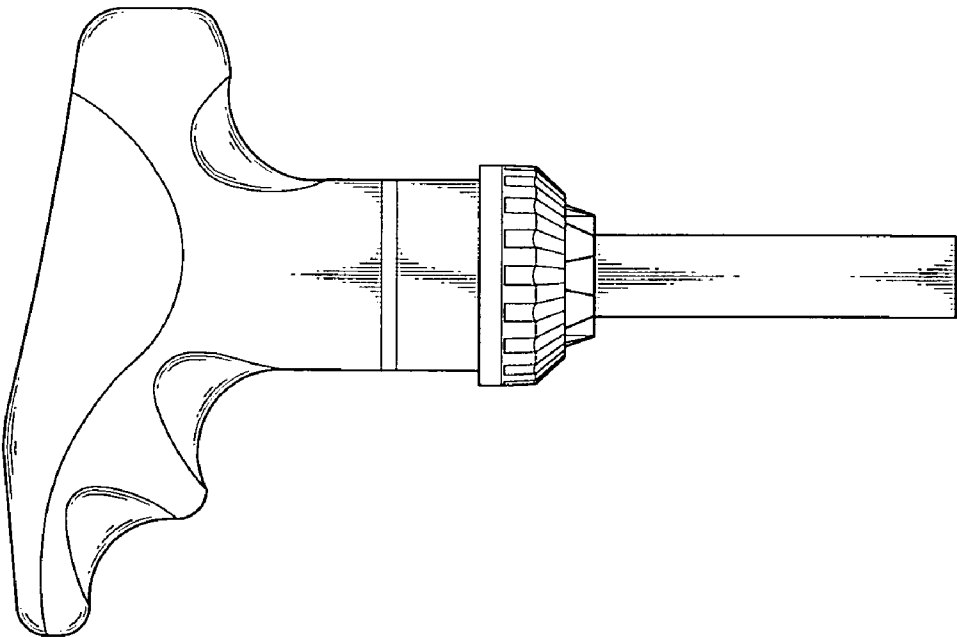


FIG. 2

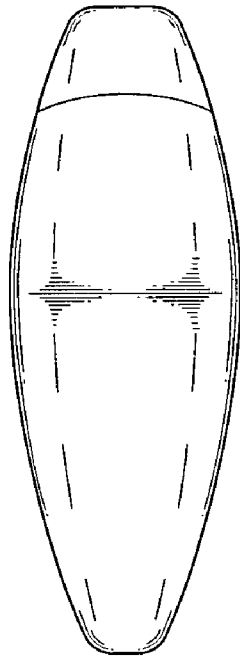


FIG. 6

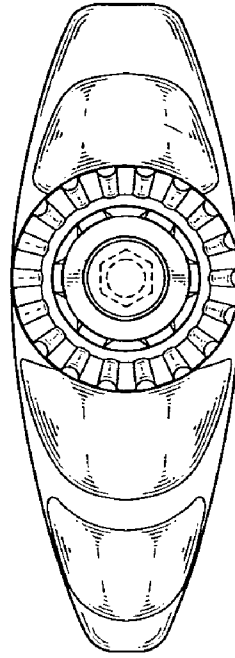


FIG. 7

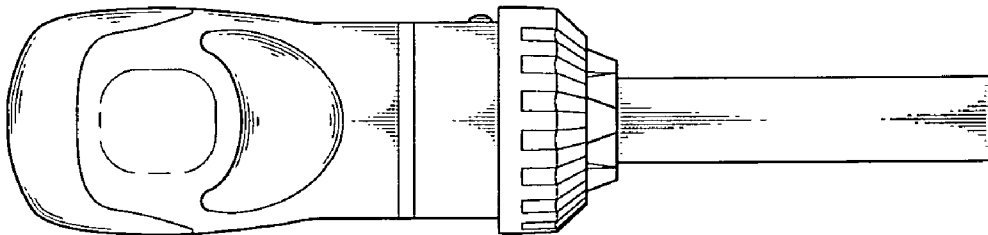


FIG. 5