



US00D730754S

(12) **United States Design Patent**
Bould et al.

(10) **Patent No.:** **US D730,754 S**
(45) **Date of Patent:** **** *Jun. 2, 2015**

(54) **HAZARDOUS CONDITION DETECTOR**

(71) Applicant: **Google Inc.**, Mountain View, CA (US)

(72) Inventors: **Fred Bould**, Menlo Park, CA (US);
Pengtao Yu, Mountain View, CA (US);
Adam D. Mittleman, Redwood City,
CA (US); **Anthony M. Fadell**,
Woodside, CA (US); **Matthew Rogers**,
Los Gatos, CA (US); **Shigefumi Honjo**,
Santa Cruz, CA (US); **David Sloo**,
Menlo Park, CA (US); **John B. Filson**,
Mountain View, CA (US)

(73) Assignee: **Google Inc.**, Mountain View, CA (US)

(*) Notice: This patent is subject to a terminal disclaimer.

(**) Term: **14 Years**

(21) Appl. No.: **29/468,715**

(22) Filed: **Oct. 2, 2013**

(51) **LOC (10) Cl.** **10-04**

(52) **U.S. Cl.**
USPC **D10/53; D10/81; D10/106.6**

(58) **Field of Classification Search**
USPC D10/52, 53, 81, 106.1-106.6; 340/501,
340/531, 539.26, 577-579, 588, 589,
340/628-630, 632, 691.4, 691.5, 691.6,
340/693.5, 693.6, 693.7
CPC G01N 33/004; G08B 3/10; G08B 25/10;
G08B 17/10; G08B 21/16; G08B 21/14;
G08B 29/145; G08B 29/183; G08B 17/113
See application file for complete search history.

(56) **References Cited**

U.S. PATENT DOCUMENTS

D242,133	S	*	11/1976	Fitzsimonds	D10/106.2
D258,577	S	*	3/1981	Bottner	D10/104.1
D271,089	S	*	10/1983	Mallory	D10/121
4,525,703	A	*	6/1985	Bellino	340/628
D308,646	S	*	6/1990	Grilk	D10/81
D365,528	S	*	12/1995	Shibuya	D10/81
D369,566	S	*	5/1996	Poon	D10/106.2
D390,797	S	*	2/1998	Yao et al.	D10/106.2
D553,530	S	*	10/2007	Chan	D10/106.2
2011/0005057	A1	*	1/2011	Rosenblatt	29/428

* cited by examiner

Primary Examiner — Antoine D Davis

(74) *Attorney, Agent, or Firm* — Kilpatrick Townsend & Stockton LLP

(57) **CLAIM**

The ornamental design for a hazardous condition detector, as shown and described.



DESCRIPTION

FIG. 1 is a perspective view of a hazardous condition detector; and,

FIG. 2 is a front view of the hazardous condition detector of FIG. 1.

The portions illustrated in broken lines on the figures are for illustrative purposes only and form no part of the claimed design.

1 Claim, 2 Drawing Sheets






FIG. 1




FIG. 2