



US00D337382S

**United States Patent** [19]  
**Wallace**

[11] **Patent Number: Des. 337,382**

[45] **Date of Patent: \*\* Jul. 13, 1993**

[54] **DRAINAGE BAG**

[75] **Inventor: Henry G. Wallace, Colchester, United Kingdom**

[73] **Assignee: H. G. Wallace Limited, Colchester**

[\*\*] **Term: 14 Years**

[21] **Appl. No.: 513,589**

[22] **Filed: Apr. 23, 1990**

[30] **Foreign Application Priority Data**

Oct. 23, 1989 [GB] United Kingdom ..... 2002016  
[52] **U.S. Cl.** ..... D24/117; D24/118  
[58] **Field of Search** ..... D24/117, 118;  
128/DIG. 24, 766, 767; 604/19, 47, 54, 322,  
408, 410, 403, 317, 329, 331, 332, 335, 339, 349

[56] **References Cited**

**U.S. PATENT DOCUMENTS**

|            |         |              |       |           |
|------------|---------|--------------|-------|-----------|
| D. 273,709 | 5/1984  | Schneider    | ..... | D24/118   |
| D. 289,797 | 5/1987  | Steer        | ..... | D24/118   |
| D. 298,279 | 10/1988 | Lee et al.   | ..... | D24/118 X |
| 4,634,437  | 1/1987  | Lowthian     | ..... | 128/767 X |
| 4,798,578  | 1/1989  | Ranford      | ..... | 604/408 X |
| 5,088,994  | 2/1992  | Porat et al. | ..... | 604/408   |

*Primary Examiner*—Stella Reid  
*Assistant Examiner*—I. Simmons  
*Attorney, Agent, or Firm*—Frank P. Presta

[57] **CLAIM**

The ornamental design for a drainage bag, as shown.

**DESCRIPTION**

FIG. 1 is a top plan view of a drainage bag showing my new design;  
FIG. 2 is a bottom plan view thereof;  
FIG. 3 is a side elevational view thereof, the opposite side elevational view being identical thereto; and,  
FIG. 4 is a perspective view thereof.

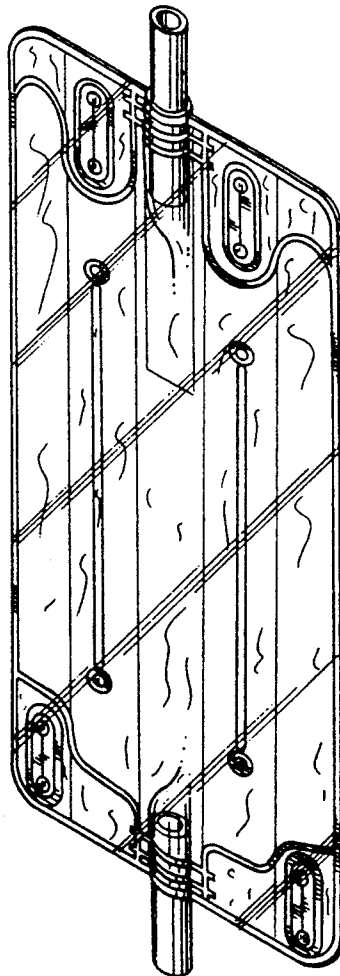
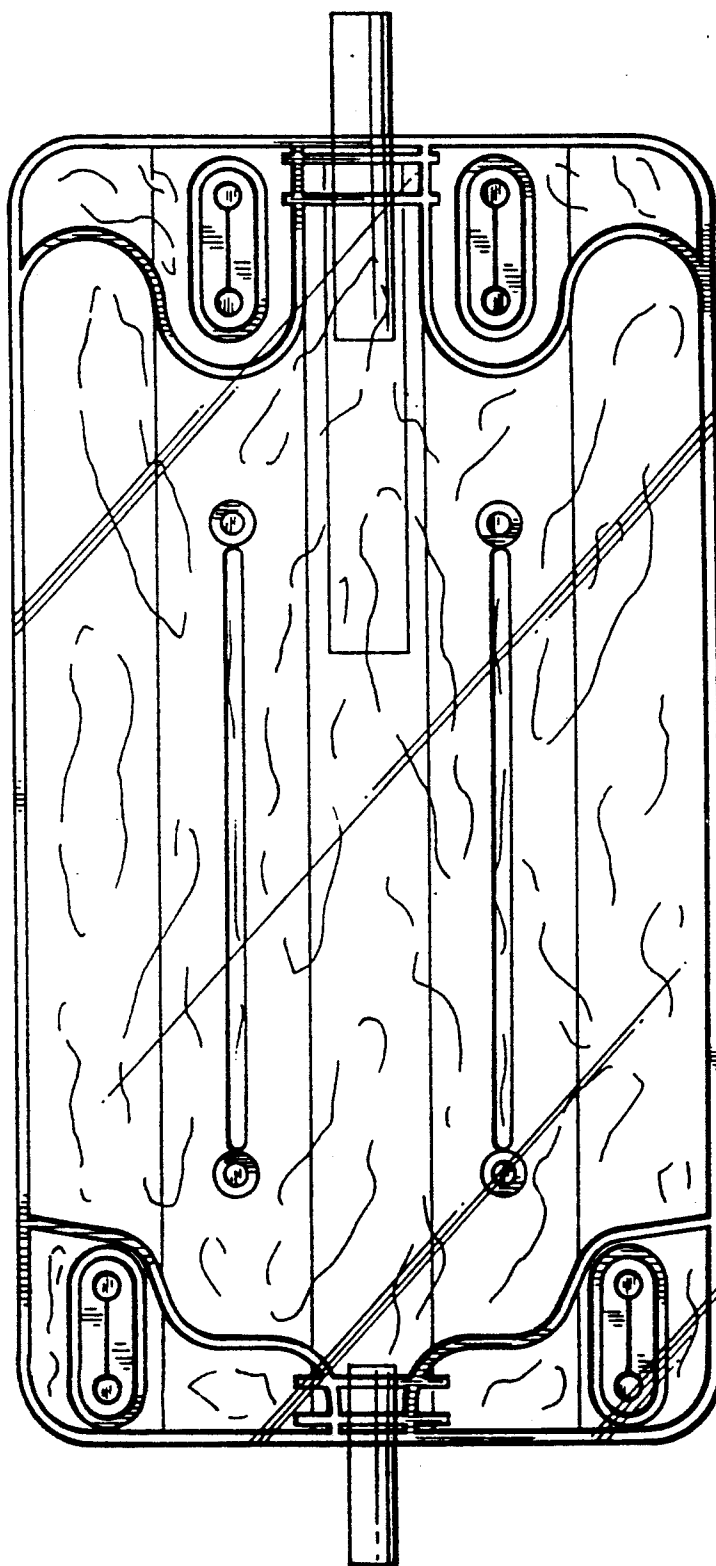


FIG. 1



*FIG. 2*

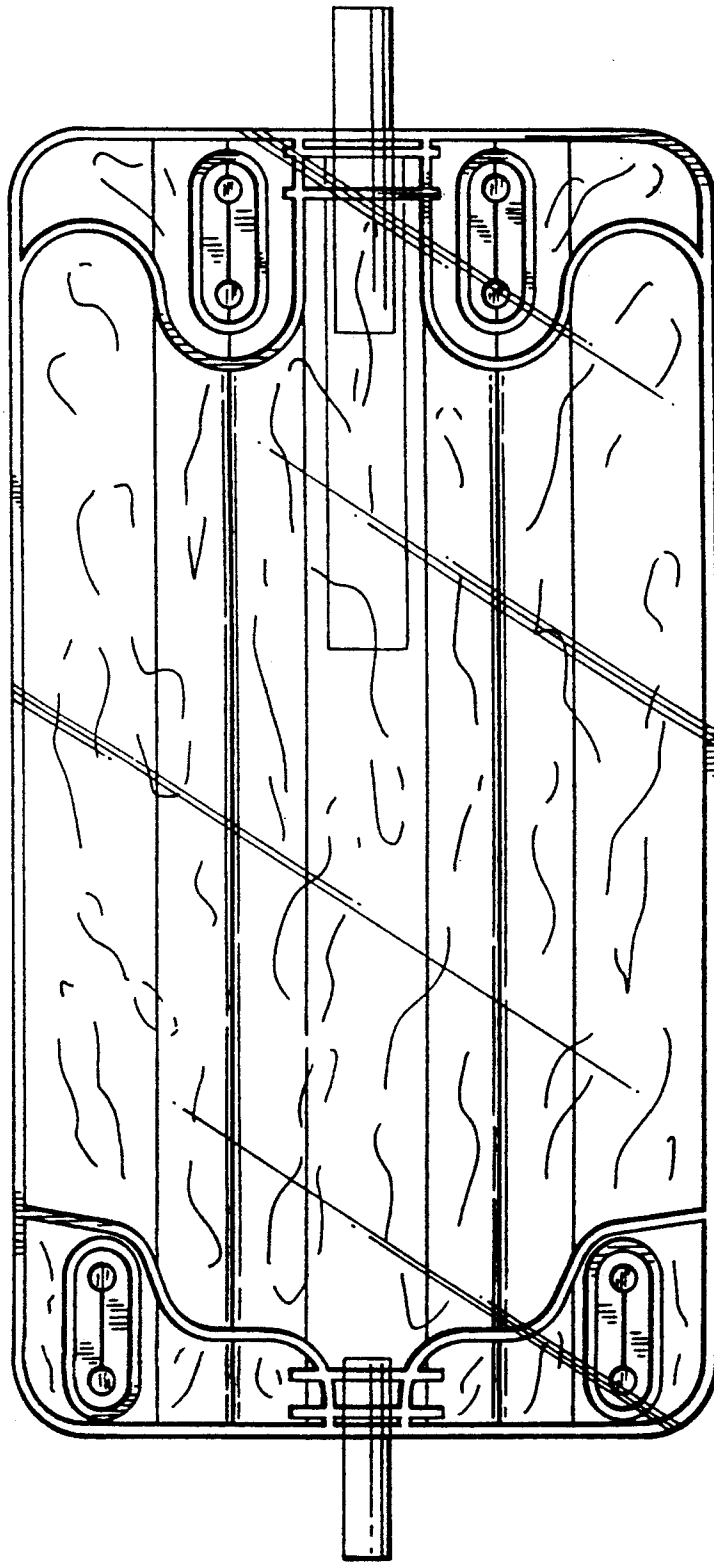


FIG. 3



FIG. 4

