

(12) INTERNATIONAL APPLICATION PUBLISHED UNDER THE PATENT COOPERATION TREATY (PCT)

(19) World Intellectual Property
Organization

International Bureau

(43) International Publication Date
02 November 2017 (02.11.2017)



(10) International Publication Number
WO 2017/189652 A1

(51) International Patent Classification:

A61K 31/454 (2006.01) *C07D 413/14* (2006.01)
A61K 31/55 (2006.01)

(21) International Application Number:

PCT/US2017/029520

(22) International Filing Date:

26 April 2017 (26.04.2017)

(25) Filing Language:

English

(26) Publication Language:

English

(30) Priority Data:

62/327,863 26 April 2016 (26.04.2016) US

(71) Applicant: ENANTA PHARMACEUTICALS, INC.
[US/US]; 500 Arsenal Street, Watertown, MA 02472 (US).

(72) Inventors: **OR, Yat Sun**; 169 Fayette Street, Watertown, MA 02472 (US). **GRANGER, Brett**; 1 Lillian Avenue, Sudbury, MA 01776 (US). **SHEN, Ruichao**; 563 LaGrange Street, West Roxbury, MA 02132 (US). **XING, Xuechao**; 20 Cedar Street, Wilmington, MA 01887 (US). **WANG, Bin**; 1925 Commonwealth Ave., Apt. 1416, Brighton, MA 02135 (US). **MA, Jun**; 53 Hill Road, Apt. 304, Belmont, MA 02478 (US). **HE, Jing**; 289 Highland Ave., Apt. 205, Somerville, MA 02144 (US). **LONG, Jiang**; 15 Wallace Road, Wayland, MA 01778 (US). **HE, Yong**; 34 Calvin Street, Lexington, MA 02420 (US). **WANG, Guoqiang**; 65 Becket Road, Belmont, MA 02478 (US).

(74) Agent: **HARLAN, Edgar W.** et al.; Elmore Patent Law Group, 484 Groton Road, Westford, MA 01886 (US).

(81) Designated States (unless otherwise indicated, for every kind of national protection available): AE, AG, AL, AM, AO, AT, AU, AZ, BA, BB, BG, BH, BN, BR, BW, BY, BZ, CA, CH, CL, CN, CO, CR, CU, CZ, DE, DJ, DK, DM, DO, DZ, EC, EE, EG, ES, FI, GB, GD, GE, GH, GM, GT, HN, HR, HU, ID, IL, IN, IR, IS, JP, KE, KG, KH, KN, KP, KR, KW, KZ, LA, LC, LK, LR, LS, LU, LY, MA, MD, ME, MG, MK, MN, MW, MX, MY, MZ, NA, NG, NI, NO, NZ, OM, PA, PE, PG, PH, PL, PT, QA, RO, RS, RU, RW, SA, SC, SD, SE, SG, SK, SL, SM, ST, SV, SY, TH, TJ, TM, TN, TR, TT, TZ, UA, UG, US, UZ, VC, VN, ZA, ZM, ZW.

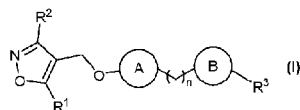
(84) Designated States (unless otherwise indicated, for every kind of regional protection available): ARIPO (BW, GH, GM, KE, LR, LS, MW, MZ, NA, RW, SD, SL, ST, SZ, TZ,

UG, ZM, ZW), Eurasian (AM, AZ, BY, KG, KZ, RU, TJ, TM), European (AL, AT, BE, BG, CH, CY, CZ, DE, DK, EE, ES, FI, FR, GB, GR, HR, HU, IE, IS, IT, LT, LU, LV, MC, MK, MT, NL, NO, PL, PT, RO, RS, SE, SI, SK, SM, TR), OAPI (BF, BJ, CF, CG, CI, CM, GA, GN, GQ, GW, KM, ML, MR, NE, SN, TD, TG).

Published:

- with international search report (Art. 21(3))
- before the expiration of the time limit for amending the claims and to be republished in the event of receipt of amendments (Rule 48.2(h))

(54) Title: ISOXAZOLE DERIVATIVES AS FXR AGONISTS AND METHODS OF USE THEREOF



(57) Abstract: The present invention provides compounds of Formula I: pharmaceutical compositions comprising these compounds and methods of using these compounds to treat or prevent a disease or disorder mediated as FXR modulators. Specifically, the present invention relates to isoxazole derivatives useful as agonists for FXR, and methods for their preparation and use.



WO 2017/189652 A1

ISOXAZOLE DERIVATIVES AS FXR AGONISTS AND METHODS OF USE THEREOF

RELATED APPLICATIONS

This application claims the benefit of U.S. Provisional Application No. 62/327,863,
5 filed on April 26, 2016. The entire teachings of the above applications are incorporated
herein by reference.

TECHNICAL FIELD

The present invention relates generally to compounds and pharmaceutical
compositions useful as FXR modulators. Specifically, the present invention relates to
10 isoxazole derivatives useful as agonists for FXR, and methods for their preparation and use.

BACKGROUND OF THE INVENTION

Farnesoid X Receptor (FXR, NR1H4) is a member of the nuclear receptor family of
ligand-activated transcription factors that includes receptors for the steroid, retinoid, and
15 thyroid hormones (D. J. Mangelsdorf, et al., *Cell*, **1995**, *83(6)*, 841-850). FXR was originally
identified from a rat liver cDNA library. Farnesol and derivatives, collectively termed
farnesoids, activate the rat ortholog at high concentration, but they do not modulate the
human or mouse receptors. FXR is primarily expressed in the liver, kidney, and intestine (W.
Seol, et al., *Mol. Endocrinol.*, **1995**, *9(1)*, 72-85; B. M. Forman, et al., *Cell*, **1995**, *81(5)*, 687-
20 693). The relevant physiological ligands of FXR include the primary bile acids cholic acid
(CA) and chenodeoxycholic acid (CDCA) and the secondary bile acids deoxycholic acid
(DCA) and lithocholic acid (LCA) (D. Parks, et al., *Science*, **1999**, *284(5418)*, 1362-1365).
The most potent physiological ligand for FXR is CDCA, which plays a key role in regulating
the expression of several genes that participate in bile acid homeostasis. FXR functions as a
25 heterodimer with the retinoid X receptor (RXR) and binds to response elements in the
promoter region of target genes to regulate gene transcription. FXR seems to be also involved
in paracrine and endocrine signaling by upregulating the expression of the cytokine
Fibroblast Growth Factor (J. Holt, et al., *Genes Dev.*, **2003**, *17(13)*, 1581-1591; T. Inagaki, et
al., *Cell Metab.*, **2005**, *2(4)*, 217-225).

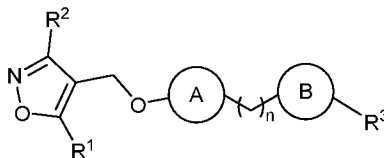
30 Small molecule compounds which act as FXR modulators have been disclosed in the
following publications: WO 2000/037077, WO 2002/072598, WO 2003/015771, WO
2003/099821, WO 2004/00752, WO 2004/048349, WO 2005/009387, WO 2005/082925, US

2005/0054634, WO 2007/052843, WO 2007/070796, WO 2007/076260, WO 2007/092751,
 WO 2007/095174, WO 2007/140174, WO 2007/140183, US 2007/0142340, WO
 2008/000643, WO 2008/002573, WO 2008/025539, WO 2008/025540, WO 2008/051942,
 WO 2008/073825, WO 2008/157270, US 2008/0299118, US 2008/0300235, WO
 5 2009/005998, WO 2009/012125, WO 2009/027264, WO 2009/062874, WO 2009/127321,
 WO 2009/149795, US 2009/0131409, US 2009/0137554, US 2009/0163474, US
 2009/0163552, US 2009/0215748, WO 2010/043513, WO 2011/020615, WO 2011/117163,
 WO 2012/087519, WO 2012/087520, WO 2012/087521, WO 2013/007387, WO
 2013/037482, WO 2013/166176, WO 2013/192097, WO 2014/184271, US 2014/0186438,
 10 US 2014/0187633, and WO 2015/017813. Further small molecule FXR modulators have
 been recently reviewed (R. C. Buijsman, et al., *Curr. Med. Chem.* **2005**, *12*(9), 1017-1075;
 Crawley, M. L. *Expert Opin. Ther. Patents* **2010**, *20*(8), 1047-1057; V. Sepe, et al., *Expert
 Opin. Ther. Patents* **2015**, *25*(8), 885-896 Y. Xu, *J. Med. Chem.* 2016).

15 There is a need for the development of FXR modulators for the treatment and
 prevention of disease.

SUMMARY OF THE INVENTION

In one aspect, the invention provides compounds represented by Formula I, or a
 pharmaceutically acceptable salt, thereof:

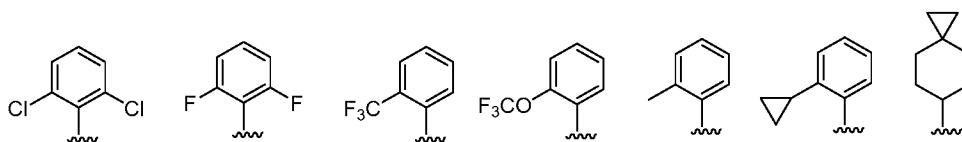


20

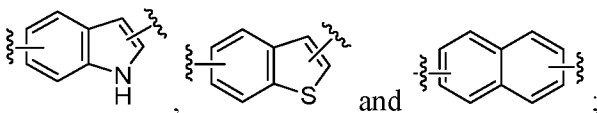
wherein:

R¹ is hydrogen, halogen, cyano, optionally substituted C₁-C₆ alkyl, optionally substituted C₂-
 C₆ alkenyl, optionally substituted C₂-C₆ alkynyl, optionally substituted C₃-C₆ cycloalkyl or
 optionally substituted 3- to 6- membered heterocycloalkyl. Preferably, R¹ is isopropyl, *tert*-
 25 butyl, or cyclopropyl.

R² is an optionally substituted aryl, optionally substituted heteroaryl, optionally substituted
 arylalkyl, optionally substituted heteroarylalkyl, or optionally substituted C₃-C₈ cycloalkyl,
 such as, but not limited to:



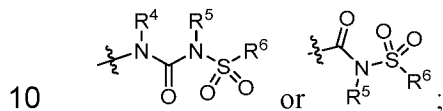
(A) is selected from the group consisting of:



n is 0 or 1;

5 (B) is phenyl or a 5- or 6-membered heterocyclic or heteroaryl containing 1, 2, or 3 heteroatoms selected from N, O and S, wherein said phenyl, heterocycle or heteroaryl is optionally substituted with one or two substituents independently selected from substituted or unsubstituted $-C_1-C_8$ alkyl, halo, and haloalkyl, for example, halo- $-C_1-C_8$ -alkyl.

R^3 is



R^4 and R^5 are independently selected from the group consisting of:

- 1) Hydrogen;
- 2) Optionally substituted $-C_1-C_8$ alkyl;
- 3) Optionally substituted $-C_2-C_8$ alkenyl;
- 15 4) Optionally substituted $-C_2-C_8$ alkynyl; and
- 5) Optionally substituted $-C_3-C_8$ cycloalkyl;

R^6 is selected from the group consisting of:

- 1) Optionally substituted $-C_1-C_8$ alkyl;
- 2) Optionally substituted $-C_2-C_8$ alkenyl;
- 20 3) Optionally substituted $-C_2-C_8$ alkynyl;
- 4) Optionally substituted $-C_3-C_8$ cycloalkyl;
- 5) Optionally substituted aryl;
- 6) Optionally substituted arylalkyl;
- 7) Optionally substituted 3- to 8- membered heterocycloalkyl;
- 25 8) Optionally substituted heteroaryl;
- 9) Optionally substituted heteroarylalkyl; and

10) NR⁷R⁸; wherein R⁷ and R⁸ are each independently selected from hydrogen, optionally substituted –C₁-C₈ alkyl, optionally substituted –C₂-C₈ alkenyl, optionally substituted –C₂-C₈ alkynyl, optionally substituted –C₃-C₈ cycloalkyl, optionally substituted aryl, optionally substituted arylalkyl, optionally substituted 3- to 8- membered
 5 heterocycloalkyl, optionally substituted heteroaryl, optionally substituted heteroarylalkyl, or R⁷ and R⁸ are taken together with the nitrogen atom to which they are attached to form an optionally substituted heterocyclic ring.

In another embodiment, the present invention provides a pharmaceutical composition comprising a therapeutically effective amount of a compound or combination of compounds
 10 of the present invention, or a pharmaceutically acceptable salt form, stereoisomer, solvate, hydrate or combination thereof, in combination with a pharmaceutically acceptable carrier or excipient.

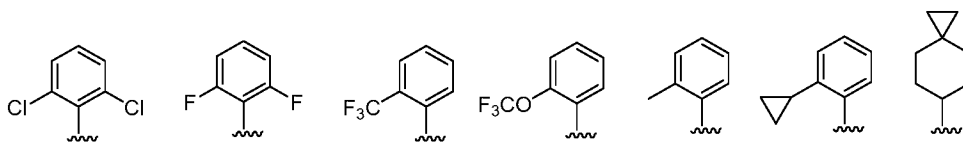
In another embodiment, the present invention provides a method for the prevention or treatment of an FXR mediated disease or condition. The method comprises administering a
 15 therapeutically effective amount of a compound of Formula (I). The present invention also provides the use of a compound of Formula (I) for the preparation of a medicament for the prevention or treatment of an FXR mediated disease or condition.

DETAILED DESCRIPTION OF THE INVENTION

The first embodiment of the invention is a compound represented by Formula (I) as
 20 described above, or a pharmaceutically acceptable salt thereof.

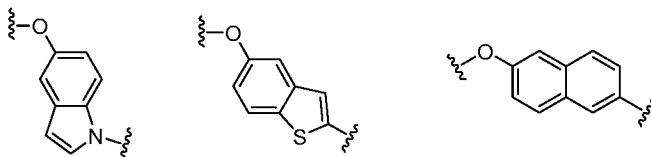
In certain embodiments, the present invention relates to compounds of Formula (I), or a pharmaceutically acceptable salt thereof, wherein R¹ is isopropyl, *tert*-butyl, or cyclopropyl.

In certain embodiments, the present invention relates to compounds of Formula (I), or a pharmaceutically acceptable salt thereof, wherein R² is selected from the group consisting
 25 of:



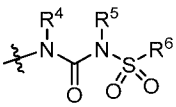
In certain embodiments, the present invention relates to compounds of Formula (I), or a pharmaceutically acceptable salt thereof, wherein n is 0.

In certain embodiments, the present invention relates to compounds of Formula (I), or a pharmaceutically acceptable salt thereof, wherein (A) combined with the oxygen atom to which it is connected, is selected from the group consisting of:

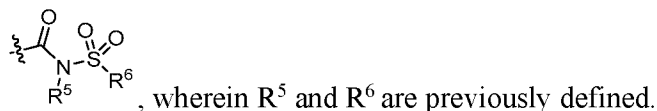


5 In certain embodiments, the present invention relates to compounds of Formula (I), or a pharmaceutically acceptable salt thereof, wherein (B) is optionally substituted phenyl.

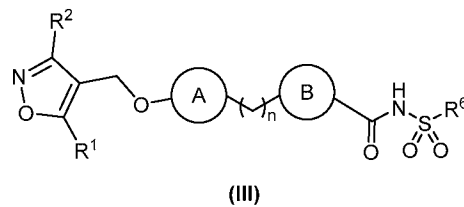
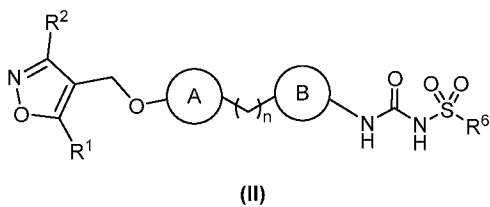
In certain embodiments, the present invention relates to compounds of Formula (I), or

a pharmaceutically acceptable salt thereof, wherein R³ is , wherein R⁴, R⁵, and R⁶ are previously defined. In another embodiment, the present invention relates to

10 compounds of Formula (I), or a pharmaceutically acceptable salt thereof, wherein R³ is

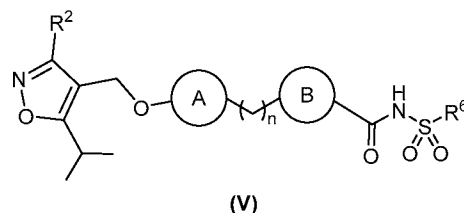
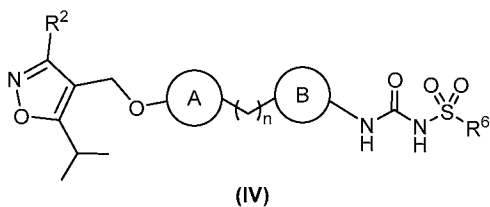


In certain embodiments, the compounds of the invention are represented by Formula (II) or (III), or pharmaceutically acceptable salts thereof:



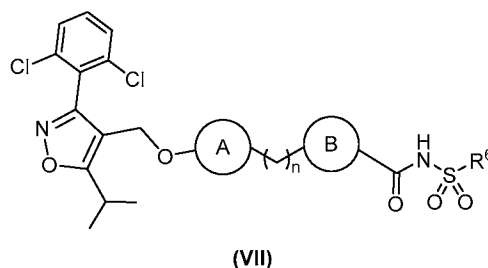
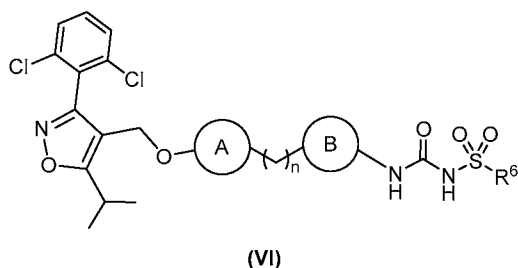
15 wherein, R¹, R², (A), (B), n, and R⁶ are as previously defined.

In certain embodiments, the compounds of the invention are represented by Formula (IV) or (V) and pharmaceutically acceptable salts thereof:



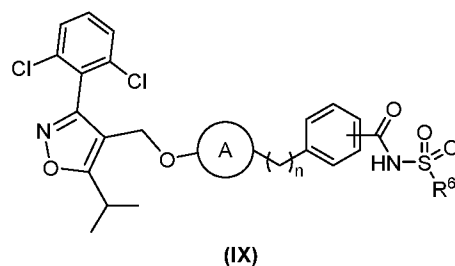
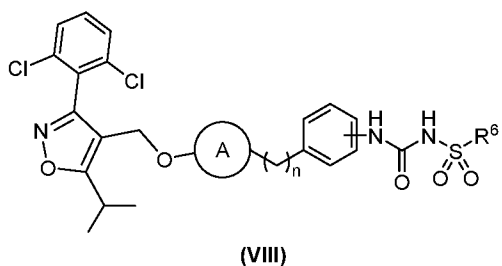
wherein, R^2 , \textcircled{A} , n , \textcircled{B} , and R^6 are as previously defined.

In certain embodiments, the compounds of the invention are represented by Formula (VI) or (VII) and pharmaceutically acceptable salts thereof:



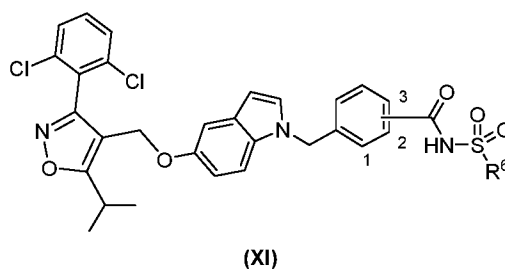
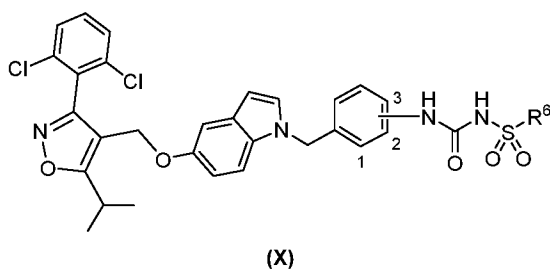
5 wherein, \textcircled{A} , n , \textcircled{B} , and R^6 are as previously defined.

In certain embodiments, the compounds of the invention are represented by Formula (VIII) or (IX) and pharmaceutically acceptable salts thereof:



wherein, \textcircled{A} , n , and R^6 are as previously defined.

















































10 In certain embodiments, the compounds of the invention are represented by Formula (X) or (XI) and pharmaceutically acceptable salts thereof:



wherein R^6 is as previously defined, and the urea group in Formula (X) or carbonyl group in Formula (XI) is attached to phenyl at position 1, 2 or 3.

















































15 Representative compounds of the invention include, but are not limited to, the following compounds (Example 1 to Example 87 in Table 1) according to Formula (X), wherein R^6 and the substitution position for the sulfonyl urea are delineated for each example in Table 1.

Table 1

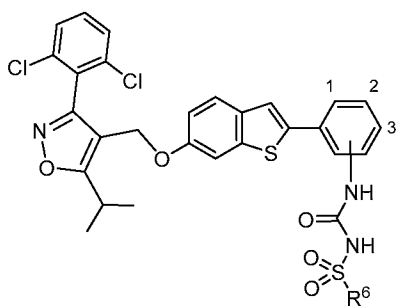
Example	R ⁶	Position	Example	R ⁶	Position	Example	R ⁶	Position
1	Methyl	1	30	Methyl	2	59	Methyl	3
2	Ethyl	1	31	Ethyl	2	60	Ethyl	3
3	Isopropyl	1	32	Isopropyl	2	61	Isopropyl	3
4	Butyl	1	33	Butyl	2	62	Butyl	3
5	t-Butyl	1	34	t-Butyl	2	63	t-Butyl	3
6	Propyl	1	35	Propyl	2	64	Propyl	3
7	Benzyl	1	36	Benzyl	2	65	Benzyl	3
8	Vinyl	1	37	Vinyl	2	66	Vinyl	3
9	Allyl	1	38	Allyl	2	67	Allyl	3
10	-CF ₃	1	39	-CF ₃	2	68	-CF ₃	3
11		1	40		2	69		3
12		1	41		2	70		3
13		1	42		2	71		3
14		1	43		2	72		3
15		1	44		2	73		3
16		1	45		2	74		3
17		1	46		2	75		3
18		1	47		2	76		3
19		1	48		2	77		3
20		1	49		2	78		3
21		1	50		2	79		3
22		1	51		2	80		3
23		1	52		2	81		3
24	-NH ₂	1	53	-NH ₂	2	82	-NH ₂	3
25	-NHCH ₃	1	54	-NHCH ₃	2	83	-NHCH ₃	3
26	-N(CH ₃) ₂	1	55	-N(CH ₃) ₂	2	84	-N(CH ₃) ₂	3
27		1	56		2	85		3
28		1	57		2	86		3
29		1	58		2	87		3

Representative compounds of the invention include, but are not limited to, the following compounds (Example 88 to Example 174 in Table 2) according to Formula (XI), wherein, R⁶ and the substitution position for the acylsulfonamide are delineated for each example in Table 2.

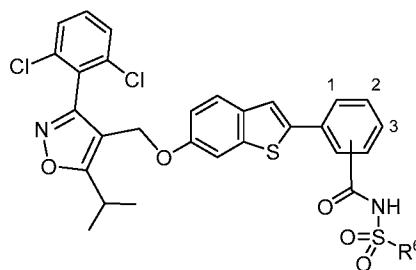
Table 2

Example	R ⁶	Position	Example	R ⁶	Position	Example	R ⁶	Position
88	Methyl	1	117	Methyl	2	146	Methyl	3
89	Ethyl	1	118	Ethyl	2	147	Ethyl	3
90	Isopropyl	1	119	Isopropyl	2	148	Isopropyl	3
91	Butyl	1	120	Butyl	2	149	Butyl	3
92	t-Butyl	1	121	t-Butyl	2	150	t-Butyl	3
93	Propyl	1	122	Propyl	2	151	Propyl	3
94	Benzyl	1	123	Benzyl	2	152	Benzyl	3
95	Vinyl	1	124	Vinyl	2	153	Vinyl	3
96	Allyl	1	125	Allyl	2	154	Allyl	3
97	-CF ₃	1	126	-CF ₃	2	155	-CF ₃	3
98		1	127		2	156		3
99		1	128		2	157		3
100		1	129		2	158		3
101		1	130		2	159		3
102		1	131		2	160		3
103		1	132		2	161		3
104		1	133		2	162		3
105		1	134		2	163		3
106		1	135		2	164		3
107		1	136		2	165		3
108		1	137		2	166		3
109		1	138		2	167		3
110		1	139		2	168		3
111	-NH ₂	1	140	-NH ₂	2	169	-NH ₂	3
112	-NHCH ₃	1	141	-NHCH ₃	2	170	-NHCH ₃	3
113	-N(CH ₃) ₂	1	142	-N(CH ₃) ₂	2	171	-N(CH ₃) ₂	3
114		1	143		2	172		3
115		1	144		2	173		3
116		1	145		2	174		3

In certain embodiments, the compounds of the invention are represented by Formula
5 (XII) or (XIII) and pharmaceutically acceptable salts thereof:



(XII)









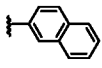
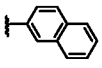
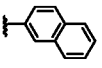









(XIII)

wherein, R^6 is as previously defined, and the urea group in Formula (XII) or carbonyl group in Formula (XIII) is attached to phenyl at position 1, 2 or 3.

Representative compounds of the invention include, but are not limited to, the following compounds (Example 175 to Example 263 in Table 3) according to Formula (XII),
 5 wherein, R^6 and the substitution position for the sulfonyl urea are delineated for each example in Table 3.

Table 3

























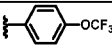
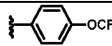
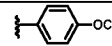
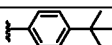
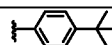
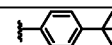
Example	R^6	Position	Example	R^6	Position	Example	R^6	Position
175	Methyl	1	204	Methyl	2	233	Methyl	3
176	Ethyl	1	205	Ethyl	2	234	Ethyl	3
177	Isopropyl	1	206	Isopropyl	2	235	Isopropyl	3
178	Butyl	1	207	Butyl	2	236	Butyl	3
179	t-Butyl	1	208	t-Butyl	2	237	t-Butyl	3
180	Propyl	1	209	Propyl	2	238	Propyl	3
181	Benzyl	1	210	Benzyl	2	239	Benzyl	3
182	Vinyl	1	211	Vinyl	2	240	Vinyl	3
183	Allyl	1	212	Allyl	2	241	Allyl	3
184	-CF ₃	1	213	-CF ₃	2	244	-CF ₃	3
185		1	214		2	245		3
186		1	215		2	246		3
187		1	216		2	247		3
188		1	217		2	248		3
189		1	218		2	249		3
190		1	219		2	250		3
191		1	220		2	251		3
192		1	221		2	252		3
193		1	222		2	253		3
194		1	223		2	254		3

195		1	224		2	255		3
196		1	225		2	256		3
197		1	226		2	257		3
198	-NH ₂	1	227	-NH ₂	2	258	-NH ₂	3
199	-NHCH ₃	1	228	-NHCH ₃	2	259	-NHCH ₃	3
200	-N(CH ₃) ₂	1	229	-N(CH ₃) ₂	2	260	-N(CH ₃) ₂	3
201		1	230		2	261		3
202		1	231		2	262		3
203		1	232		2	263		3

Representative compounds of the invention include, but are not limited to, the following compounds (Example 264 to Example 350 in Table 4) according to Formula (XIII), wherein R⁶ and the substitution position for the acylsulfonamide are delineated for each example in Table 4.

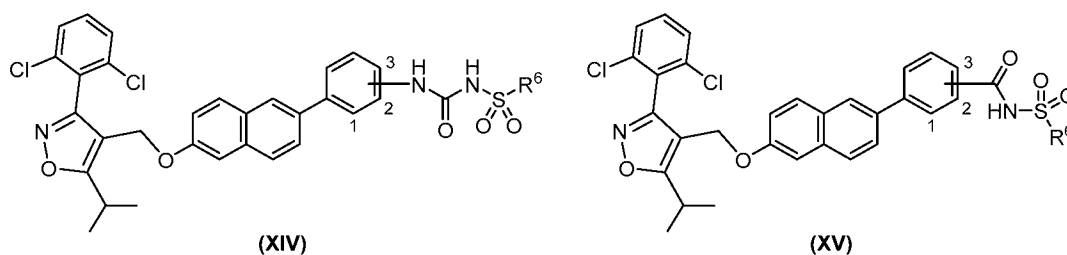
5

Table 4

Example	R ⁶	Position	Example	R ⁶	Position	Example	R ⁶	Position
264	Methyl	1	293	Methyl	2	322	Methyl	3
265	Ethyl	1	294	Ethyl	2	323	Ethyl	3
266	Isopropyl	1	295	Isopropyl	2	324	Isopropyl	3
267	Butyl	1	296	Butyl	2	325	Butyl	3
268	t-Butyl	1	297	t-Butyl	2	326	t-Butyl	3
269	Propyl	1	298	Propyl	2	327	Propyl	3
270	Benzyl	1	299	Benzyl	2	328	Benzyl	3
271	Vinyl	1	300	Vinyl	2	329	Vinyl	3
272	Allyl	1	301	Allyl	2	330	Allyl	3
273	-CF ₃	1	302	-CF ₃	2	331	-CF ₃	3
274		1	303		2	332		3
275		1	304		2	333		3
276		1	305		2	334		3
277		1	306		2	335		3
278		1	307		2	336		3
279		1	308		2	337		3
280		1	309		2	338		3
281		1	310		2	339		3
282		1	311		2	340		3
283		1	312		2	341		3

284		1	313		2	342		3
285		1	314		2	343		3
286		1	315		2	344		3
287	-NH ₂	1	316	-NH ₂	2	345	-NH ₂	3
288	-NHCH ₃	1	317	-NHCH ₃	2	346	-NHCH ₃	3
289	-N(CH ₃) ₂	1	318	-N(CH ₃) ₂	2	347	-N(CH ₃) ₂	3
290		1	319		2	348		3
291		1	320		2	349		3
292		1	321		2	350		3

In certain embodiments, the compounds of the invention are represented by Formula (XIV) or (XV) and pharmaceutically acceptable salts thereof:



- 5 wherein R⁶ is as previously defined, and the urea group in Formula (XIV) or carbonyl group in Formula (XV) is attached to phenyl at position 1, 2 or 3.

Representative compounds of the invention include, but are not limited to, the following compounds (Example 351 to Example 437 in Table 5) according to Formula (XIV), wherein, R⁶ and the substitution position for the sulfonyl urea are delineated for each
10 example in Table 5.

Table 5

Example	R ⁶	Position	Example	R ⁶	Position	Example	R ⁶	Position
351	Methyl	1	380	Methyl	2	409	Methyl	3
352	Ethyl	1	381	Ethyl	2	410	Ethyl	3
353	Isopropyl	1	382	Isopropyl	2	411	Isopropyl	3
354	Butyl	1	383	Butyl	2	412	Butyl	3
355	t-Butyl	1	384	t-Butyl	2	413	t-Butyl	3
356	Propyl	1	385	Propyl	2	414	Propyl	3
357	Benzyl	1	386	Benzyl	2	415	Benzyl	3
358	Vinyl	1	387	Vinyl	2	416	Vinyl	3
359	Allyl	1	388	Allyl	2	417	Allyl	3
360	-CF ₃	1	389	-CF ₃	2	418	-CF ₃	3

361		1	390		2	419		3
362		1	391		2	420		3
363		1	392		2	421		3
364		1	393		2	422		3
365		1	394		2	423		3
366		1	395		2	424		3
367		1	396		2	425		3
368		1	397		2	426		3
369		1	398		2	427		3
370		1	399		2	428		3
371		1	400		2	429		3
372		1	401		2	430		3
373		1	402		2	431		3
374	-NH ₂	1	403	-NH ₂	2	432	-NH ₂	3
375	-NHCH ₃	1	404	-NHCH ₃	2	433	-NHCH ₃	3
376	-N(CH ₃) ₂	1	405	-N(CH ₃) ₂	2	434	-N(CH ₃) ₂	3
377		1	406		2	435		3
378		1	407		2	436		3
379		1	408		2	437		3

Representative compounds of the invention include, but are not limited to, the following compounds (Example 438 to Example 525 in Table 6) according to Formula (XV), wherein, R⁶ and the substitution position for the acylsulfonamide are delineated for each example in Table 6.

Table 6

Example	R ⁶	Position	Example	R ⁶	Position	Example	R ⁶	Position
438	Methyl	1	468	Methyl	2	497	Methyl	3
439	Ethyl	1	469	Ethyl	2	498	Ethyl	3
440	Isopropyl	1	470	Isopropyl	2	499	Isopropyl	3
441	Butyl	1	471	Butyl	2	500	Butyl	3
442	t-Butyl	1	472	t-Butyl	2	501	t-Butyl	3
443	Propyl	1	473	Propyl	2	502	Propyl	3
444	Benzyl	1	474	Benzyl	2	503	Benzyl	3
445	Vinyl	1	475	Vinyl	2	504	Vinyl	3
446	Allyl	1	476	Allyl	2	505	Allyl	3

447	-CF ₃	1	477	-CF ₃	2	506	-CF ₃	3
448		1	478		2	507		3
449		1	479		2	508		3
450		1	480		2	509		3
451		1	481		2	510		3
452		1	482		2	511		3
453		1	483		2	512		3
454		1	484		2	513		3
456		1	485		2	514		3
457		1	486		2	515		3
458		1	487		2	516		3
459		1	488		2	517		3
460		1	489		2	518		3
461		1	490		2	519		3
462	-NH ₂	1	491	-NH ₂	2	520	-NH ₂	3
463	-NHCH ₃	1	492	-NHCH ₃	2	521	-NHCH ₃	3
464	-N(CH ₃) ₂	1	493	-N(CH ₃) ₂	2	522	-N(CH ₃) ₂	3
465		1	494		2	523		3
466		1	495		2	524		3
467		1	496		2	525		3

In certain embodiments, the present invention provides a method for the prevention or treatment of an FXR mediated disease or condition. The method comprises administering a therapeutically effective amount of a compound of Formula (I). The present invention also provides the use of a compound of Formula (I) for the preparation of a medicament for the prevention or treatment of an FXR mediated disease or condition.

In certain embodiments, the FXR-mediated disease or condition is cardiovascular disease, atherosclerosis, arteriosclerosis, hypercholesterolemia, or hyperlipidemia chronic liver disease, gastrointestinal disease, fibrotic diseases such as primary biliary cirrhosis, primary sclerosing cholangitis, pulmonary fibrosis, renal fibrosis, liver fibrosis, renal disease, metabolic disease, cancer (i.e., colorectal cancer), or neurological indications such as stroke.

In certain embodiments, the chronic liver disease is primary biliary cirrhosis (PBC), cerebrotendinous xanthomatosis (CTX), primary sclerosing cholangitis (PSC), drug induced cholestasis, intrahepatic cholestasis of pregnancy, parenteral nutrition associated cholestasis

(PNAC), bacterial overgrowth or sepsis associated cholestasis, autoimmune hepatitis, chronic viral hepatitis, alcoholic liver disease, nonalcoholic fatty liver disease (NAFLD), nonalcoholic steatohepatitis (NASH), liver transplant associated graft versus host disease, living donor transplant liver regeneration, congenital hepatic fibrosis, choledocholithiasis, granulomatous liver disease, intra- or extrahepatic malignancy, Sjogren's syndrome, Sarcoidosis, Wilson's disease, Gaucher's disease, hemochromatosis, or alpha 1-antitrypsin deficiency. In certain embodiments, the gastrointestinal disease is inflammatory bowel disease (IBD) (including Crohn's disease and ulcerative colitis), irritable bowel syndrome (IBS), bacterial overgrowth, malabsorption, post-radiation colitis, or microscopic colitis.

In certain embodiments, the renal disease is diabetic nephropathy, focal segmental glomerulosclerosis (FSGS), hypertensive nephrosclerosis, chronic glomerulonephritis, chronic transplant glomerulopathy, chronic interstitial nephritis, or polycystic kidney disease.

In certain embodiments, the cardiovascular disease is atherosclerosis, arteriosclerosis, dyslipidemia, hypercholesterolemia, or hypertriglyceridemia.

In certain embodiments, the metabolic disease is insulin resistance, Type I and Type II diabetes, or obesity.

In one aspect, the compound is a selective FXR agonist over TGR5 activator.

Yet a further aspect of the present invention is a process of making any of the compounds delineated herein employing any of the synthetic means delineated herein.

DEFINITIONS

Listed below are definitions of various terms used to describe this invention. These definitions apply to the terms as they are used throughout this specification and claims, unless otherwise limited in specific instances, either individually or as part of a larger group.

The term "alkyl", as used herein, refers to a saturated, monovalent straight- or branched-chain hydrocarbon group. Preferred alkyl groups include C₁-C₆ alkyl and C₁-C₈ alkyl groups. Examples of C₁-C₆ alkyl groups include, but are not limited to, methyl, ethyl, propyl, isopropyl, *n*-butyl, *tert*-butyl, neopentyl, *n*-hexyl groups; and examples of C₁-C₈ alkyl groups include, but are not limited to, methyl, ethyl, propyl, isopropyl, *n*-butyl, *tert*-butyl, neopentyl, *n*-hexyl, heptyl, and octyl groups.

The term "alkenyl", as used herein, denote a monovalent group derived from a hydrocarbon moiety by the removal of a single hydrogen atom wherein the hydrocarbon moiety has at least one carbon-carbon double bond. Preferred alkenyl groups include C₂-C₆

alkenyl and C₂-C₈ alkenyl groups. Alkenyl groups include, but are not limited to, for example, ethenyl, propenyl, butenyl, 1-methyl-2-buten-1-yl, heptenyl, octenyl and the like.

The term "alkynyl", as used herein, denotes a monovalent group derived from a hydrocarbon moiety by the removal of a single hydrogen atom wherein the hydrocarbon
5 moiety has at least one carbon-carbon triple bond. Preferred alkynyl groups include C₂-C₆ alkynyl and C₂-C₈ alkynyl groups. Representative alkynyl groups include, but are not limited to, for example, ethynyl, 1-propynyl, 1-butyne, heptynyl, octynyl and the like.

The term "cycloalkyl", as used herein, denotes a monovalent group derived from a monocyclic or polycyclic saturated carbocyclic ring, wherein the said polycyclic saturated
10 carbocyclic ring is bi or tri cyclic group fused, bridged or spiro system, and one or more carbon atoms may be optionally oxo-substituted. Preferred cycloalkyl groups include C₃-C₈ cycloalkyl and C₃-C₁₂ cycloalkyl groups. Examples of C₃-C₈-cycloalkyl include, but are not limited to, cyclopropyl, cyclobutyl, cyclopentyl, cyclohexyl, cyclopentyl and cyclooctyl; and examples of C₃-C₁₂-cycloalkyl include, but not limited to, cyclopropyl, cyclobutyl,
15 cyclopentyl, cyclohexyl, bicyclo[2.2.1]heptyl, bicyclo[3.1.0]hexyl, spiro[2.5]octyl, spiro[4.4]nonanyl.

The term "cycloalkenyl" as used herein, denote a monovalent group derived from a monocyclic or polycyclic carbocyclic ring having at least one carbon-carbon double bond, wherein the said polycyclic cycloalkenyl ring is bi or tri cyclic group fused, bridged or spiro
20 system, and one or more carbon atoms may be optionally oxo-substituted. Preferred cycloalkenyl groups include C₃-C₈ cycloalkenyl and C₃-C₁₂ cycloalkenyl groups. Examples of C₃-C₈-cycloalkenyl include, but are not limited to, cyclopropenyl, cyclobutenyl, cyclopentenyl, cyclohexenyl, cycloheptenyl, cyclooctenyl, and the like; and examples of C₃-C₁₂-cycloalkenyl include, but not limited to, cyclopropenyl, cyclobutenyl, cyclopentenyl,
25 cyclohexenyl, cycloheptenyl, cyclooctenyl, cycloheptenyl, bicyclo[2.2.1]hept-2-enyl, bicyclo[3.1.0]hex-2-enyl, spiro[2.5]oct-4-enyl, spiro[4.4]non-1-enyl, and the like.

The term "aryl," as used herein, refers to a mono- or bicyclic carbocyclic ring system having one or two aromatic rings including, but not limited to, phenyl, naphthyl, tetrahydronaphthyl, indanyl, indenyl and the like.

30 The term "arylalkyl," as used herein, refers to a C₁-C₃ alkyl or C₁-C₆ alkyl residue attached to an aryl ring. Examples include, but are not limited to, benzyl, phenethyl and the like.

The term "heteroaryl," as used herein, refers to a mono-, bi-, or tri-cyclic aromatic radical or ring having from five to ten ring atoms of which at least one ring atom is selected from S, O and N; wherein any N or S contained within the ring may be optionally oxidized. Preferred heteroaryl groups are monocyclic or bicyclic. Heteroaryl groups include, but are not limited to, pyridinyl, pyrazinyl, pyrimidinyl, pyrrolyl, pyrazolyl, imidazolyl, thiazolyl, oxazolyl, isooxazolyl, thiadiazolyl, oxadiazolyl, thiophenyl, furanyl, quinolinyl, isoquinolinyl, benzimidazolyl, benzooxazolyl, quinoxaliny, and the like.

The term "heteroarylalkyl," as used herein, refers to a C₁-C₃ alkyl or C₁-C₆ alkyl residue attached to a heteroaryl ring. Examples include, but are not limited to, pyridinylmethyl, pyrimidinylethyl and the like.

The term "substituted" as used herein, refers to independent replacement of one, two, or three or more of the hydrogen atoms thereon with substituents including, but not limited to, deuterium, -F, -Cl, -Br, -I, -OH, protected hydroxy, -NO₂, -CN, -NH₂, N₃, protected amino, alkoxy, thioalkoxy, oxo, C₁-C₁₂-alkyl, C₂-C₁₂-alkenyl, C₂-C₁₂-alkynyl, C₃-C₁₂-cycloalkyl, -halo- C₁-C₁₂-alkyl, -halo- C₂-C₁₂-alkenyl, -halo- C₂-C₁₂-alkynyl, -halo-C₃-C₁₂-cycloalkyl, -NH -C₁-C₁₂-alkyl, -NH -C₂-C₁₂-alkenyl, -NH -C₂-C₁₂-alkynyl, -NH -C₃-C₁₂-cycloalkyl, -NH -aryl, -NH -heteroaryl, -NH -heterocycloalkyl, -dialkylamino, -diarylamino, -diheteroarylamino, -O-C₁-C₁₂-alkyl, -O-C₂-C₁₂-alkenyl, -O-C₂-C₁₂-alkynyl, -O-C₃-C₁₂-cycloalkyl, -O-aryl, -O-heteroaryl, -O-heterocycloalkyl, -C(O)- C₁-C₁₂-alkyl, -C(O)- C₂-C₁₂-alkenyl, -C(O)- C₂-C₁₂-alkynyl, -C(O)-C₃-C₁₂-cycloalkyl, -C(O)-aryl, -C(O)-heteroaryl, -C(O)-heterocycloalkyl, -CONH₂, -CONH- C₁-C₁₂-alkyl, -CONH- C₂-C₁₂-alkenyl, -CONH- C₂-C₁₂-alkynyl, -CONH-C₃-C₁₂-cycloalkyl, -CONH-aryl, -CONH-heteroaryl, -CONH-heterocycloalkyl, -OCO₂- C₁-C₁₂-alkyl, -OCO₂- C₂-C₁₂-alkenyl, -OCO₂- C₂-C₁₂-alkynyl, -OCO₂-C₃-C₁₂-cycloalkyl, -OCO₂-aryl, -OCO₂-heteroaryl, -OCO₂-heterocycloalkyl, -OCONH₂, -OCONH- C₁-C₁₂-alkyl, -OCONH- C₂-C₁₂-alkenyl, -OCONH- C₂-C₁₂-alkynyl, -OCONH- C₃-C₁₂-cycloalkyl, -OCONH- aryl, -OCONH- heteroaryl, -OCONH-heterocycloalkyl, -OCON(C₁-C₁₂-alkyl)₂, -NHC(O)- C₁-C₁₂-alkyl, -NHC(O)-C₂-C₁₂-alkenyl, -NHC(O)-C₂-C₁₂-alkynyl, -NHC(O)-C₃-C₁₂-cycloalkyl, -NHC(O)-aryl, -NHC(O)-heteroaryl, -NHC(O)-heterocycloalkyl, -NHCO₂- C₁-C₁₂-alkyl, -NHCO₂- C₂-C₁₂-alkenyl, -NHCO₂- C₂-C₁₂-alkynyl, -NHCO₂- C₃-C₁₂-cycloalkyl, -NHCO₂- aryl, -NHCO₂- heteroaryl, -NHCO₂-heterocycloalkyl, -NHC(O)NH₂, -NHC(O)NH- C₁-C₁₂-alkyl, -NHC(O)NH-C₂-C₁₂-alkenyl, -NHC(O)NH-C₂-C₁₂-alkynyl, -NHC(O)NH-C₃-C₁₂-cycloalkyl, -NHC(O)NH-aryl, -NHC(O)NH-heteroaryl, -NHC(O)NH-heterocycloalkyl, NHC(S)NH₂, -NHC(S)NH- C₁-C₁₂-

alkyl, -NHC(S)NH-C₂-C₁₂-alkenyl, -NHC(S)NH-C₂-C₁₂-alkynyl, -NHC(S)NH-C₃-C₁₂-cycloalkyl, -NHC(S)NH-aryl, -NHC(S)NH-heteroaryl, -NHC(S)NH-heterocycloalkyl, -NHC(NH)NH₂, -NHC(NH)NH-C₁-C₁₂-alkyl, -NHC(NH)NH-C₂-C₁₂-alkenyl, -NHC(NH)NH-C₂-C₁₂-alkynyl, -NHC(NH)NH-C₃-C₁₂-cycloalkyl, -NHC(NH)NH-aryl, -NHC(NH)NH-heteroaryl, -NHC(NH)NH-heterocycloalkyl, -NHC(NH)-C₁-C₁₂-alkyl, -NHC(NH)-C₂-C₁₂-alkenyl, -NHC(NH)-C₂-C₁₂-alkynyl, -NHC(NH)-C₃-C₁₂-cycloalkyl, -NHC(NH)-aryl, -NHC(NH)-heteroaryl, -NHC(NH)-heterocycloalkyl, -C(NH)NH-C₁-C₁₂-alkyl, -C(NH)NH-C₂-C₁₂-alkenyl, -C(NH)NH-C₂-C₁₂-alkynyl, -C(NH)NH-C₃-C₁₂-cycloalkyl, -C(NH)NH-aryl, -C(NH)NH-heteroaryl, -C(NH)NH-heterocycloalkyl, -S(O)-C₁-C₁₂-alkyl, -S(O)-C₂-C₁₂-alkenyl, -S(O)-C₂-C₁₂-alkynyl, -S(O)-C₃-C₁₂-cycloalkyl, -S(O)-aryl, -S(O)-heteroaryl, -S(O)-heterocycloalkyl -SO₂NH₂, -SO₂NH-C₁-C₁₂-alkyl, -SO₂NH-C₂-C₁₂-alkenyl, -SO₂NH-C₂-C₁₂-alkynyl, -SO₂NH-C₃-C₁₂-cycloalkyl, -SO₂NH-aryl, -SO₂NH-heteroaryl, -SO₂NH-heterocycloalkyl, -NHSO₂-C₁-C₁₂-alkyl, -NHSO₂-C₂-C₁₂-alkenyl, -NHSO₂-C₂-C₁₂-alkynyl, -NHSO₂-C₃-C₁₂-cycloalkyl, -NHSO₂-aryl, -NHSO₂-heteroaryl, -NHSO₂-heterocycloalkyl, -CH₂NH₂, -CH₂SO₂CH₃, -aryl, -arylalkyl, -heteroaryl, -heteroarylalkyl, -heterocycloalkyl, -C₃-C₁₂-cycloalkyl, polyalkoxyalkyl, polyalkoxy, -methoxymethoxy, -methoxyethoxy, -SH, -S-C₁-C₁₂-alkyl, -S-C₂-C₁₂-alkenyl, -S-C₂-C₁₂-alkynyl, -S-C₃-C₁₂-cycloalkyl, -S-aryl, -S-heteroaryl, -S-heterocycloalkyl, methylthiomethyl, or -L'-R', wherein L' is C₁-C₆alkylene, C₂-C₆alkenylene or C₂-C₆alkynylene, and R' is aryl, heteroaryl, heterocyclic, C₃-C₁₂cycloalkyl or C₃-C₁₂cycloalkenyl. It is understood that the aryls, heteroaryls, alkyls, and the like can be further substituted. In some cases, each substituent in a substituted moiety is additionally optionally substituted with one or more groups, each group being independently selected from -F, -Cl, -Br, -I, -OH, -NO₂, -CN, or -NH₂.

25 In accordance with the invention, any of the aryls, substituted aryls, heteroaryls and substituted heteroaryls described herein, can be any aromatic group. Aromatic groups can be substituted or unsubstituted.

It is understood that any alkyl, alkenyl, alkynyl, cycloalkyl and cycloalkenyl moiety described herein can also be an aliphatic group, an alicyclic group or a heterocyclic group.

30 An "aliphatic group" is non-aromatic moiety that may contain any combination of carbon atoms, hydrogen atoms, halogen atoms, oxygen, nitrogen or other atoms, and optionally contain one or more units of unsaturation, e.g., double and/or triple bonds. An aliphatic group may be straight chained, branched or cyclic and preferably contains between about 1 and about 24 carbon atoms, more typically between about 1 and about 12 carbon atoms. In

addition to aliphatic hydrocarbon groups, aliphatic groups include, for example, polyalkoxyalkyls, such as polyalkylene glycols, polyamines, and polyimines, for example. Such aliphatic groups may be further substituted. It is understood that aliphatic groups may be used in place of the alkyl, alkenyl, alkynyl, alkylene, alkenylene, and alkynylene groups described herein.

The term "alicyclic," as used herein, denotes a monovalent group derived from a monocyclic or polycyclic saturated carbocyclic ring compound by the removal of a single hydrogen atom. Examples include, but are not limited to, cyclopropyl, cyclobutyl, cyclopentyl, cyclohexyl, bicyclo[2.2.1]heptyl, and bicyclo[2.2.2]octyl. Such alicyclic groups may be further substituted.

The term "heterocycloalkyl" and "heterocyclic" can be used interchangeably and refer to a non-aromatic ring or a bi- or tri-cyclic group fused, bridged, or spiro system, where: (i) each ring contains between one and three heteroatoms independently selected from oxygen, sulfur and nitrogen, (ii) each 5-membered ring has 0 to 1 double bonds and each 6-membered ring has 0 to 2 double bonds, (iii) the nitrogen and sulfur heteroatoms may optionally be oxidized, (iv) the nitrogen heteroatom may optionally be quaternized, (v) any of the above rings may be fused to a benzene ring, and (vi) the remaining ring atoms are carbon atoms which may be optionally oxo-substituted. Representative heterocycloalkyl groups include, but are not limited to, [1,3]dioxolane, pyrrolidinyl, pyrazolinyl, pyrazolidinyl, imidazoliny, imidazolidinyl, piperidinyl, piperazinyl, oxazolidinyl, isoxazolidinyl, morpholinyl, thiazolidinyl, isothiazolidinyl, quinoxaliny, pyridazinonyl, 2-azabicyclo[2.2.1]heptyl, 8-azabicyclo[3.2.1]octyl, 5-azaspiro[2.5]octyl, 1-oxa-7-azaspiro[4.4]nonanyl, and tetrahydrofuryl. Such heterocyclic groups may be further substituted to give substituted heterocyclic. Heteroaryl or heterocyclic groups can be C-attached or N-attached (where possible).

It will be apparent that in various embodiments of the invention, the substituted or unsubstituted alkyl, alkenyl, alkynyl, cycloalkyl, cycloalkenyl, cycloalkynyl, arylalkyl, heteroarylalkyl, and heterocycloalkyl are intended to be monovalent or divalent. Thus, alkylene, alkenylene, and alkynylene, cycloalkylene, cycloalkenylene, cycloalkynylene, arylalkylene, heteroarylalkylene and heterocycloalkylene groups are to be included in the above definitions, and are applicable to provide the Formulas herein with proper valency.

The terms "halo" and "halogen," as used herein, refer to an atom selected from fluorine, chlorine, bromine and iodine.

The term "hydrogen" includes hydrogen and deuterium. In addition, the recitation of an atom includes other isotopes of that atom so long as the resulting compound is pharmaceutically acceptable.

In certain embodiments, the compounds of each formula herein include isotopically
5 labelled compounds. An "isotopically labelled compound" is a compound in which at least one atomic position is enriched in a specific isotope of the designated element to a level which is significantly greater than the natural abundance of that isotope. For example, one or more hydrogen atom positions in a compound can be enriched with deuterium to a level which is significantly greater than the natural abundance of deuterium, for example,
10 enrichment to a level of at least 1%, preferably at least 20% or at least 50%. Such a deuterated compound may, for example, be metabolized more slowly than its non-deuterated analog, and therefore exhibit a longer half-life when administered to a subject. Such compounds can be synthesized using methods known in the art, for example by employing deuterated starting materials. Unless stated to the contrary, isotopically labelled compounds
15 are pharmaceutically acceptable.

When the compounds described herein contain one or more asymmetric centers they give rise to enantiomers, diastereomers, and other stereoisomeric forms that may be defined, in terms of absolute stereochemistry, as (R)- or (S)-, or as (D)- or (L)- for amino acids. The present invention is meant to include all such possible isomers, as well as their racemic and
20 optically pure forms. Optical isomers may be prepared from their respective optically active precursors by the procedures described above, or by resolving the racemic mixtures. The resolution can be carried out in the presence of a resolving agent, by chromatography or by repeated crystallization or by some combination of these techniques, which are known to those skilled in the art. Further details regarding resolutions can be found in Jacques, *et al.*,
25 *Enantiomers, Racemates, and Resolutions* (John Wiley & Sons, 1981). When the compounds described herein contain olefinic double bonds or other centers of geometric asymmetry, and unless specified otherwise, it is intended that the compounds include both E and Z geometric isomers. Likewise, all tautomeric forms are also intended to be included. The configuration of any carbon-carbon double bond appearing herein is selected for convenience only and is
30 not intended to designate a particular configuration unless the text so states; thus a carbon-carbon double bond depicted arbitrarily herein as *trans* may be *cis*, *trans*, or a mixture of the two in any proportion.

The term "subject" as used herein refers to a mammal. A subject therefore refers to, for example, dogs, cats, horses, cows, pigs, guinea pigs, and the like. Preferably the subject is a human. When the subject is a human, the subject may be referred to herein as a patient.

As used herein, the term "pharmaceutically acceptable salt" refers to those salts of the compounds formed by the process of the present invention which are, within the scope of sound medical judgment, suitable for use in contact with the tissues of humans and lower animals without undue toxicity, irritation, allergic response and the like, and are commensurate with a reasonable benefit/risk ratio. Pharmaceutically acceptable salts are well known in the art.

Berge, *et al.* describes pharmaceutically acceptable salts in detail in *J. Pharmaceutical Sciences*, 66: 1-19 (1977). The salts can be prepared *in situ* during the final isolation and purification of the compounds of the invention, or separately by reaction of the free base function with a suitable organic acid. Examples of pharmaceutically acceptable salts include, but are not limited to, nontoxic acid addition salts e.g., salts of an amino group formed with inorganic acids such as hydrochloric acid, hydrobromic acid, phosphoric acid, sulfuric acid and perchloric acid or with organic acids such as acetic acid, maleic acid, tartaric acid, citric acid, succinic acid or malonic acid or by using other methods used in the art such as ion exchange. Other pharmaceutically acceptable salts include, but are not limited to, adipate, alginate, ascorbate, aspartate, benzenesulfonate, benzoate, bisulfate, borate, butyrate, camphorate, camphorsulfonate, citrate, cyclopentanepropionate, digluconate, dodecylsulfate, ethanesulfonate, formate, fumarate, glucoheptonate, glycerophosphate, gluconate, hemisulfate, heptanoate, hexanoate, hydroiodide, 2-hydroxy-ethanesulfonate, lactobionate, lactate, laurate, lauryl sulfate, malate, maleate, malonate, methanesulfonate, 2-naphthalenesulfonate, nicotinate, nitrate, oleate, oxalate, palmitate, pamoate, pectinate, persulfate, 3-phenylpropionate, phosphate, picrate, pivalate, propionate, stearate, succinate, sulfate, tartrate, thiocyanate, *p*-toluenesulfonate, undecanoate, valerate salts, and the like. Representative alkali or alkaline earth metal salts include sodium, lithium, potassium, calcium, magnesium, and the like. Further pharmaceutically acceptable salts include, when appropriate, nontoxic ammonium, quaternary ammonium, and amine cations formed using counterions such as halide, hydroxide, carboxylate, sulfate, phosphate, nitrate, alkyl having from 1 to 6 carbon atoms, sulfonate and aryl sulfonate.

The term "amino protecting group," as used herein, refers to a labile chemical moiety which is known in the art to protect an amino group against undesired reactions during synthetic procedures. After said synthetic procedure(s) the amino protecting group as

described herein may be selectively removed. Amino protecting groups as known in the art are described generally in T.H. Greene and P.G. M. Wuts, *Protective Groups in Organic Synthesis*, 3rd edition, John Wiley & Sons, New York (1999). Examples of amino protecting groups include, but are not limited to, t-butoxycarbonyl, 9-fluorenylmethoxycarbonyl, benzyloxycarbonyl, and the like.

As used herein, the term "pharmaceutically acceptable ester" refers to esters of the compounds formed by the process of the present invention which hydrolyze *in vivo* and include those that break down readily in the human body to leave the parent compound or a salt thereof. Suitable ester groups include, for example, those derived from pharmaceutically acceptable aliphatic carboxylic acids, particularly alkanolic, alkenolic, cycloalkanoic and alkanedioic acids, in which each alkyl or alkenyl moiety advantageously has not more than 6 carbon atoms. Examples of particular esters include, but are not limited to, formates, acetates, propionates, butyrates, acrylates and ethylsuccinates.

The term "pharmaceutically acceptable prodrugs" as used herein refers to those prodrugs of the compounds formed by the process of the present invention which are, within the scope of sound medical judgment, suitable for use in contact with the tissues of humans and lower animals with undue toxicity, irritation, allergic response, and the like, commensurate with a reasonable benefit/risk ratio, and effective for their intended use, as well as the zwitterionic forms, where possible, of the compounds of the present invention.

"Prodrug", as used herein means a compound, which is convertible *in vivo* by metabolic means (e.g. by hydrolysis) to afford any compound delineated by the Formulae of the instant invention. Various forms of prodrugs are known in the art, for example, as discussed in Bundgaard, (ed.), *Design of Prodrugs*, Elsevier (1985); Widder, *et al.* (ed.), *Methods in Enzymology*, Vol. 4, Academic Press (1985); Krogsgaard-Larsen, *et al.*, (ed). "Design and Application of Prodrugs, *Textbook of Drug Design and Development*, Chapter 5, 113-191 (1991); Bundgaard, *et al.*, *Journal of Drug Delivery Reviews*, 8:1-38(1992); Bundgaard, J. of *Pharmaceutical Sciences*, 77:285 et seq. (1988); Higuchi and Stella (eds.) *Prodrugs as Novel Drug Delivery Systems*, American Chemical Society (1975); and Bernard Testa & Joachim Mayer, "Hydrolysis In Drug And Prodrug Metabolism: Chemistry, Biochemistry And Enzymology," John Wiley and Sons, Ltd. (2002).

The term "treating", as used herein, means relieving, lessening, reducing, eliminating, modulating, or ameliorating, i.e. causing regression of the disease state or condition. Treating can also include inhibiting, i.e. arresting the development, of an existing disease state or

condition, and relieving or ameliorating, i.e. causing regression of an existing disease state or condition, for example when the disease state or condition may already be present.

The term "preventing", as used herein means, to completely or almost completely stop a disease state or condition, from occurring in a patient or subject, especially when the patient
5 or subject is predisposed to such or at risk of contracting a disease state or condition.

Additionally, the compounds of the present invention, for example, the salts of the compounds, can exist in either hydrated or unhydrated (the anhydrous) form or as solvates with other solvent molecules. Nonlimiting examples of hydrates include monohydrates, dihydrates, etc. Nonlimiting examples of solvates include ethanol solvates, acetone solvates,
10 etc.

"Solvates" means solvent addition forms that contain either stoichiometric or non-stoichiometric amounts of solvent. Some compounds have a tendency to trap a fixed molar ratio of solvent molecules in the crystalline solid state, thus forming a solvate. If the solvent is water the solvate formed is a hydrate, when the solvent is alcohol, the solvate formed is an alcoholate. Hydrates are formed by the combination of one or more molecules of water with
15 one of the substances in which the water retains its molecular state as H₂O, such combination being able to form one or more hydrate.

As used herein, the term "analog" refers to a chemical compound that is structurally similar to another but differs slightly in composition (as in the replacement of one atom by an
20 atom of a different element or in the presence of a particular functional group, or the replacement of one functional group by another functional group). Thus, an analog is a compound that is similar to or comparable in function and appearance to the reference compound.

The term "aprotic solvent," as used herein, refers to a solvent that is relatively inert to
25 proton activity, i.e., not acting as a proton-donor. Examples include, but are not limited to, hydrocarbons, such as hexane and toluene, for example, halogenated hydrocarbons, such as, for example, methylene chloride, ethylene chloride, chloroform, and the like, heterocyclic compounds, such as, for example, tetrahydrofuran and *N*-methylpyrrolidinone, and ethers such as diethyl ether, bis-methoxymethyl ether. Such solvents are well known to those skilled
30 in the art, and individual solvents or mixtures thereof may be preferred for specific compounds and reaction conditions, depending upon such factors as the solubility of reagents, reactivity of reagents and preferred temperature ranges, for example. Further discussions of aprotic solvents may be found in organic chemistry textbooks or in specialized monographs, for example: *Organic Solvents Physical Properties and Methods of*

Purification, 4th ed., edited by John A. Riddick *et al.*, Vol. II, in the *Techniques of Chemistry Series*, John Wiley & Sons, NY, 1986.

The terms "protogenic organic solvent" or "protic solvent" as used herein, refer to a solvent that tends to provide protons, such as an alcohol, for example, methanol, ethanol,
5 propanol, isopropanol, butanol, t-butanol, and the like. Such solvents are well known to those skilled in the art, and individual solvents or mixtures thereof may be preferred for specific compounds and reaction conditions, depending upon such factors as the solubility of reagents, reactivity of reagents and preferred temperature ranges, for example. Further discussions of protogenic solvents may be found in organic chemistry textbooks or in
10 specialized monographs, for example: *Organic Solvents Physical Properties and Methods of Purification*, 4th ed., edited by John A. Riddick *et al.*, Vol. II, in the *Techniques of Chemistry Series*, John Wiley & Sons, NY, 1986.

Combinations of substituents and variables envisioned by this invention are only those that result in the formation of stable compounds. The term "stable", as used herein,
15 refers to compounds which possess stability sufficient to allow manufacture and which maintains the integrity of the compound for a sufficient period of time to be useful for the purposes detailed herein (e.g., therapeutic or prophylactic administration to a subject).

The synthesized compounds can be separated from a reaction mixture and further purified by a method such as column chromatography, high pressure liquid chromatography,
20 or recrystallization. Additionally, the various synthetic steps may be performed in an alternate sequence or order to give the desired compounds. In addition, the solvents, temperatures, reaction durations, etc. delineated herein are for purposes of illustration only and variation of the reaction conditions can produce the desired isoxazole products of the present invention. Synthetic chemistry transformations and protecting group methodologies
25 (protection and deprotection) useful in synthesizing the compounds described herein include, for example, those described in R. Larock, *Comprehensive Organic Transformations*, VCH Publishers (1989); T.W. Greene and P.G.M. Wuts, *Protective Groups in Organic Synthesis*, 2d. Ed., John Wiley and Sons (1991); L. Fieser and M. Fieser, *Fieser and Fieser's Reagents for Organic Synthesis*, John Wiley and Sons (1994); and L. Paquette, ed., *Encyclopedia of*
30 *Reagents for Organic Synthesis*, John Wiley and Sons (1995).

The compounds of this invention may be modified by appending various functionalities via synthetic means delineated herein to enhance selective biological properties. Such modifications include those which increase biological penetration into a given biological system (e.g., blood, lymphatic system, central nervous system), increase oral

availability, increase solubility to allow administration by injection, alter metabolism and alter rate of excretion.

PHARMACEUTICAL COMPOSITIONS

5 The pharmaceutical compositions of the present invention comprise a therapeutically effective amount of a compound of the present invention Formulated together with one or more pharmaceutically acceptable carriers. As used herein, the term "pharmaceutically acceptable carrier" means a non-toxic, inert solid, semi-solid or liquid filler, diluent, encapsulating material or Formulation auxiliary of any type. Some examples of materials
10 which can serve as pharmaceutically acceptable carriers are sugars such as lactose, glucose and sucrose; starches such as corn starch and potato starch; cellulose and its derivatives such as sodium carboxymethyl cellulose, ethyl cellulose and cellulose acetate; powdered tragacanth; malt; gelatin; talc; excipients such as cocoa butter and suppository waxes; oils such as peanut oil, cottonseed oil; safflower oil; sesame oil; olive oil; corn oil and soybean
15 oil; glycols; such a propylene glycol; esters such as ethyl oleate and ethyl laurate; agar; buffering agents such as magnesium hydroxide and aluminum hydroxide; alginic acid; pyrogen-free water; isotonic saline; Ringer's solution; ethyl alcohol, and phosphate buffer solutions, as well as other non-toxic compatible lubricants such as sodium lauryl sulfate and magnesium stearate, as well as coloring agents, releasing agents, coating agents, sweetening,
20 flavoring and perfuming agents, preservatives and antioxidants can also be present in the composition, according to the judgment of the Formulator. The pharmaceutical compositions of this invention can be administered to humans and other animals orally, rectally, parenterally, intracisternally, intravaginally, intraperitoneally, topically (as by powders, ointments, or drops), buccally, or as an oral or nasal spray.

25 The pharmaceutical compositions of this invention may be administered orally, parenterally, by inhalation spray, topically, rectally, nasally, buccally, vaginally or via an implanted reservoir, preferably by oral administration or administration by injection. The pharmaceutical compositions of this invention may contain any conventional non-toxic pharmaceutically-acceptable carriers, adjuvants or vehicles. In some cases, the pH of the
30 Formulation may be adjusted with pharmaceutically acceptable acids, bases or buffers to enhance the stability of the Formulated compound or its delivery form. The term parenteral as used herein includes subcutaneous, intracutaneous, intravenous, intramuscular, intraarticular, intraarterial, intrasynovial, intrasternal, intrathecal, intralesional and intracranial injection or infusion techniques.

Liquid dosage forms for oral administration include pharmaceutically acceptable emulsions, microemulsions, solutions, suspensions, syrups and elixirs. In addition to the active compounds, the liquid dosage forms may contain inert diluents commonly used in the art such as, for example, water or other solvents, solubilizing agents and emulsifiers such as
5 ethyl alcohol, isopropyl alcohol, ethyl carbonate, ethyl acetate, benzyl alcohol, benzyl benzoate, propylene glycol, 1,3-butylene glycol, dimethylformamide, oils (in particular, cottonseed, groundnut, corn, germ, olive, castor, and sesame oils), glycerol, tetrahydrofurfuryl alcohol, polyethylene glycols and fatty acid esters of sorbitan, and mixtures thereof. Besides inert diluents, the oral compositions can also include adjuvants
10 such as wetting agents, emulsifying and suspending agents, sweetening, flavoring, and perfuming agents.

Injectable preparations, for example, sterile injectable aqueous or oleaginous suspensions may be formulated according to the known art using suitable dispersing or wetting agents and suspending agents. The sterile injectable preparation may also be a sterile
15 injectable solution, suspension or emulsion in a nontoxic parenterally acceptable diluent or solvent, for example, as a solution in 1, 3-butanediol. Among the acceptable vehicles and solvents that may be employed are water, Ringer's solution, U.S.P. and isotonic sodium chloride solution. In addition, sterile, fixed oils are conventionally employed as a solvent or suspending medium. For this purpose, any bland fixed oil can be employed including
20 synthetic mono- or diglycerides. In addition, fatty acids such as oleic acid are used in the preparation of injectables.

The injectable Formulations can be sterilized, for example, by filtration through a bacterial-retaining filter, or by incorporating sterilizing agents in the form of sterile solid compositions which can be dissolved or dispersed in sterile water or other sterile injectable
25 medium prior to use.

In order to prolong the effect of a drug, it is often desirable to slow the absorption of the drug from subcutaneous or intramuscular injection. This may be accomplished by the use of a liquid suspension of crystalline or amorphous material with poor water solubility. The rate of absorption of the drug then depends upon its rate of dissolution, which, in turn, may
30 depend upon crystal size and crystalline form. Alternatively, delayed absorption of a parenterally administered drug form is accomplished by dissolving or suspending the drug in an oil vehicle. Injectable depot forms are made by forming microencapsule matrices of the drug in biodegradable polymers such as polylactide-polyglycolide. Depending upon the ratio of drug to polymer and the nature of the particular polymer employed, the rate of drug release

can be controlled. Examples of other biodegradable polymers include poly(orthoesters) and poly(anhydrides). Depot injectable Formulations are also prepared by entrapping the drug in liposomes or microemulsions which are compatible with body tissues.

5 Compositions for rectal or vaginal administration are preferably suppositories which can be prepared by mixing the compounds of this invention with suitable non-irritating excipients or carriers such as cocoa butter, polyethylene glycol or a suppository wax which are solid at ambient temperature but liquid at body temperature and therefore melt in the rectum or vaginal cavity and release the active compound.

10 Solid dosage forms for oral administration include capsules, tablets, pills, powders, and granules. In such solid dosage forms, the active compound is mixed with at least one inert, pharmaceutically acceptable excipient or carrier such as sodium citrate or dicalcium phosphate and/or: a) fillers or extenders such as starches, lactose, sucrose, glucose, mannitol, and silicic acid, b) binders such as, for example, carboxymethylcellulose, alginates, gelatin, polyvinylpyrrolidone, sucrose, and acacia, c) humectants such as glycerol, d) disintegrating
15 agents such as agar-agar, calcium carbonate, potato or tapioca starch, alginic acid, certain silicates, and sodium carbonate, e) solution retarding agents such as paraffin, f) absorption accelerators such as quaternary ammonium compounds, g) wetting agents such as, for example, cetyl alcohol and glycerol monostearate, h) absorbents such as kaolin and bentonite clay, and i) lubricants such as talc, calcium stearate, magnesium stearate, solid polyethylene
20 glycols, sodium lauryl sulfate, and mixtures thereof. In the case of capsules, tablets and pills, the dosage form may also comprise buffering agents.

Solid compositions of a similar type may also be employed as fillers in soft and hard-filled gelatin capsules using such excipients as lactose or milk sugar as well as high molecular weight polyethylene glycols and the like.

25 The active compounds can also be in micro-encapsulated form with one or more excipients as noted above. The solid dosage forms of tablets, dragées, capsules, pills, and granules can be prepared with coatings and shells such as enteric coatings, release controlling coatings and other coatings well known in the pharmaceutical Formulating art. In such solid dosage forms the active compound may be admixed with at least one inert diluent such as
30 sucrose, lactose or starch. Such dosage forms may also comprise, as is normal practice, additional substances other than inert diluents, e.g., tableting lubricants and other tableting aids such a magnesium stearate and microcrystalline cellulose. In the case of capsules, tablets and pills, the dosage forms may also comprise buffering agents. They may optionally contain opacifying agents and can also be of a composition that they release the active ingredient(s)

only, or preferentially, in a certain part of the intestinal tract, optionally, in a delayed manner. Examples of embedding compositions which can be used include polymeric substances and waxes.

Dosage forms for topical or transdermal administration of a compound of this invention include ointments, pastes, creams, lotions, gels, powders, solutions, sprays, inhalants or patches. The active component is admixed under sterile conditions with a pharmaceutically acceptable carrier and any needed preservatives or buffers as may be required. Ophthalmic Formulation, ear drops, eye ointments, powders and solutions are also contemplated as being within the scope of this invention.

The ointments, pastes, creams and gels may contain, in addition to an active compound of this invention, excipients such as animal and vegetable fats, oils, waxes, paraffins, starch, tragacanth, cellulose derivatives, polyethylene glycols, silicones, bentonites, silicic acid, talc and zinc oxide, or mixtures thereof.

Powders and sprays can contain, in addition to the compounds of this invention, excipients such as lactose, talc, silicic acid, aluminum hydroxide, calcium silicates and polyamide powder, or mixtures of these substances. Sprays can additionally contain customary propellants such as chlorofluorohydrocarbons.

Transdermal patches have the added advantage of providing controlled delivery of a compound to the body. Such dosage forms can be made by dissolving or dispensing the compound in the proper medium. Absorption enhancers can also be used to increase the flux of the compound across the skin. The rate can be controlled by either providing a rate controlling membrane or by dispersing the compound in a polymer matrix or gel.

Unless otherwise defined, all technical and scientific terms used herein are accorded the meaning commonly known to one with ordinary skill in the art. All publications, patents, published patent applications, and other references mentioned herein are hereby incorporated by reference in their entirety.

ABBREVIATIONS

Abbreviations which have been used in the descriptions of the schemes and the examples that follow are:

BOP-Cl for bis(2-oxo-3-oxazolidinyl)phosphinic chloride;

CDI for carbonyldiimidazole;

DBU for 1,8-diazabicycloundec-7-ene;

DCC for *N,N'*-dicyclohexylcarbodiimide;

- DCM for dichloromethane;
DMAP for *N,N*-dimethylaminopyridine;
DMF for *N,N*-dimethyl formamide;
DPPA for diphenylphosphoryl azide;
5 EDC for 1-(3-diethylaminopropyl)-3-ethylcarbodiimide hydrochloride;
Et₃N for triethylamine;
EtOAc for ethyl acetate;
HATU for 1-[bis(dimethylamino)methylene]-1H-1,2,3-triazolo[4,5-b]pyridinium 3-
oxid hexafluorophosphate;
10 HCl for hydrochloric acid;
PyAOP for 7-azabenzotriazol-1-yloxy)tripyrrolidinophosphonium
hexafluorophosphate;
PyBOP for benzotriazol-1-yl-oxytripyrrolidinophosphonium hexafluorophosphate;
TFFH for tetramethylfluoroformamidinium hexafluorophosphate;
15 THF for tetrahydrofuran.

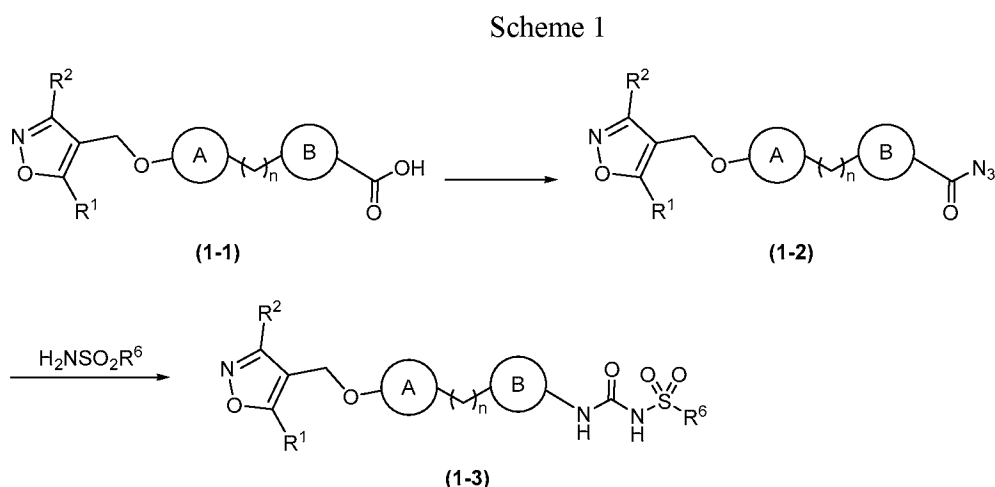
SYNTHETIC METHODS

The compounds and processes of the present invention will be better understood in connection with the following synthetic schemes that illustrate the methods by which the
20 compounds of the invention may be prepared, which are intended as an illustration only and not to limit the scope of the invention. Various changes and modifications to the disclosed embodiments will be apparent to those skilled in the art and such changes and modifications including, without limitation, those relating to the chemical structures, substituents, derivatives, and/or methods of the invention may be made without departing from the spirit
25 of the invention and the scope of the appended claims.

As shown in Scheme 1, novel isoxazole sulfonyl urea analogs of the compound of Formula (1-3) are prepared from the compound of Formula (1-1), wherein, R¹, R², \textcircled{A} , n,
and \textcircled{B} , are as previously defined. For the preparation of carboxylic acids of Formula (1-1), see WO 2009/005998. Thus, the compound of Formula (1-1) is converted to the acyl
30 azide compound of Formula (1-2) using a suitable reagent such as, but not limited to, DPPA. The reaction solvent can be, but not limited to, THF, DCM and toluene. The preferred solvent is THF. The reaction temperature is from -20°C to 40°C. Further Curtius rearrangement of the

compound of Formula (1-2) at elevated temperature and reacting with a sulfonamide affords

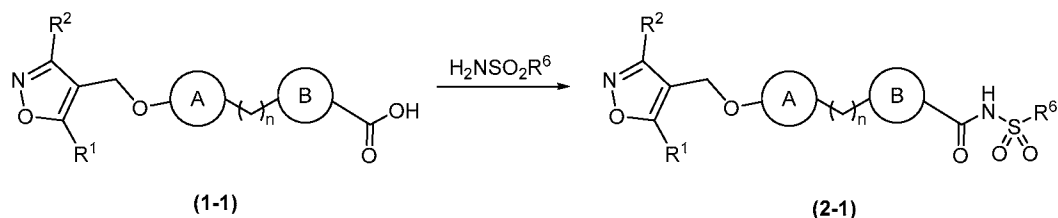
the compound of Formula (1-3), wherein R^1 , R^2 , \textcircled{A} , n , \textcircled{B} , and R^6 are as previously defined. A more detailed discussion of the procedures, reagents and conditions for Curtius rearrangement is described in literature, for example, by Jerry March in "Advanced Organic Chemistry" 4th ed, John Wiley & Son, Inc., 1992.



As shown in Scheme 2, novel isoxazole acylsulfonamide analogs of the compound of

Formula (2-1) are prepared from the compound of Formula (1-1), wherein, R^1 , R^2 , \textcircled{A} , n , and \textcircled{B} , are as previously defined. The compound of Formula (1-1) is coupled with a sulfonamide using suitable coupling conditions to give the compound of Formula (2-1), wherein R^1 , R^2 , \textcircled{A} , n , \textcircled{B} , and R^6 are as previously defined. The coupling reagent can be selected from, but not limited to, DCC, EDC, CDI, diisopropyl carbodiimide, BOP-Cl, PyBOP, PyAOP, TFFH and HATU. Suitable bases include, but are not limited to, triethylamine, diisopropylethylamine, DBU, *N*-methylmorpholine and DMAP. The coupling reaction is carried out in an aprotic solvent such as, but not limited to, DCM, DMF or THF. The reaction temperature can vary from 0 °C to about 50 °C.

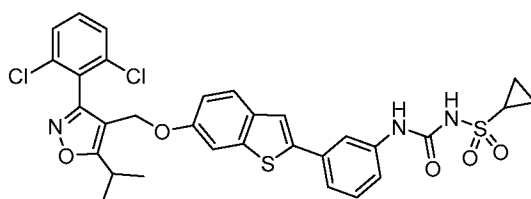
Scheme 2



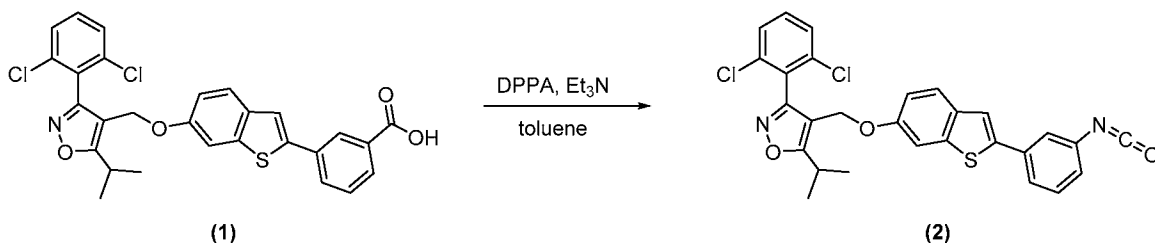
Examples

The compounds and processes of the present invention will be better understood in connection with the following examples, which are intended as an illustration only and not limiting of the scope of the invention. Various changes and modifications to the disclosed embodiments will be apparent to those skilled in the art and such changes and modifications including, without limitation, those relating to the chemical structures, substituents, derivatives, Formulations and/or methods of the invention may be made without departing from the spirit of the invention and the scope of the appended claims.

Example 214:

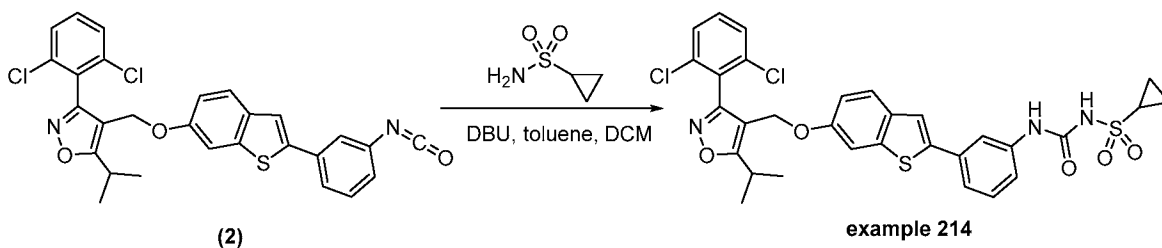


Step 1-1:



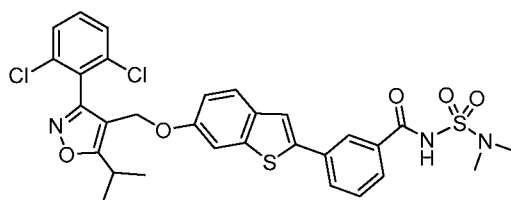
For the preparation of carboxylic acid (1), see WO 2009/005998. DPPA (13.4 μ L, 0.187 mmol) is added to a solution of acid (1) (30.5 mg, 0.057 mmol) and triethylamine (15.8 μ L, 0.113 mmol) in toluene (0.57 mL). The mixture is stirred at rt for 3 h, then at 85 °C for 3 h. The solution of compound (2) is cooled to rt and used without further manipulation for the next step.

Step 1-2:



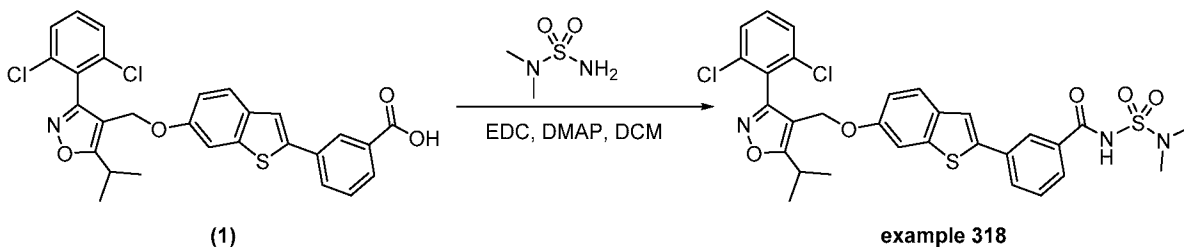
Cyclopropanesulfonamide (7.46 mg, 0.062 mmol) and DBU (9.29 μ L, 0.062 mmol) is added to a solution of isocyanate (2) (0.030 g, 0.057 mmol) in toluene (0.57 mL) and DCM (0.30 mL). The resulting mixture is stirred at rt for 15 h. The reaction is quenched with 1M HCl_(aq) and extracted with EtOAc (3 \times). The combined organic layers are dried (Na₂SO₄) and concentrated under reduced pressure. The residue is purified by chromatography on silica gel.

Example 318:



10

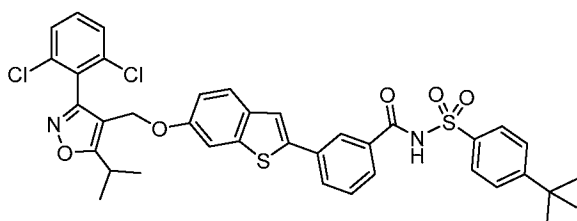
Step 2-1:



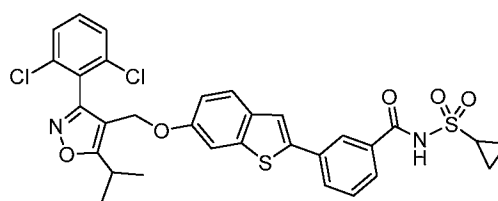
A solution of acid (1), *N,N*-dimethylsulfamide (24.90 mg, 0.201 mmol), EDC (38.5 mg, 0.201 mmol), and DMAP (24.51 mg, 0.201 mmol) in DCM was stirred at rt for 16 h. The reaction was quenched with brine and extracted with EtOAc (3 \times). The combined organic layers were washed with brine and concentrated under reduced pressure. The residue was purified by chromatography on silica gel eluting with hexanes/acetone (100% acetone \rightarrow 50% acetone) to give example 318 (33 mg, 0.051 mmol, 51% yield) as a white solid: LCMS 642.07 (M-1).

20

Examples 312 and 303 were prepared using the same procedure as the one used in example 318.



example 312
LCMS 731.12 (M-1)



example 303
LCMS 639.06 (M-1)

ASSAYS

Human FXR (NR1H4) Assay

- 5 Determination of a ligand mediated Gal4 promoter driven transactivation to quantify ligand binding mediated activation of FXR. FXR Reporter Assay kit purchased from Indigo Bioscience (Catalogue number: IB00601) to determine the potency and efficacy of compound developed by Enanta that can induce FXR activation. The principle application of this reporter assay system is to quantify functional activity of human FXR. The assay utilizes
- 10 non-human mammalian cells, CHO (Chinese hamster ovary) cells engineered to express human NR1H4 protein (referred to as FXR). Reporter cells also incorporate the cDNA encoding beetle luciferase which catalyzes the substrates and yields photon emission. Luminescence intensity of the reaction is quantified using a plate-reading luminometer, Envision. Reporter Cells include the luciferase reporter gene functionally linked to an FXR
- 15 responsive promoter. Thus, quantifying changes in luciferase expression in the treated reporter cells provides a sensitive surrogate measure of the changes in FXR activity. EC₅₀ and efficacy (normalize to CDCA set as 100%) is determined by XLFit. The assay is according to the manufacturer's instructions. In brief, the assay was performed in white, 96 well plates using final volume of 100ul containing cells with different doses of compounds. Retrieve
- 20 Reporter Cells from -80°C storage. Perform a rapid thaw of the frozen cells by transferring a 10 ml volume of 37°C cell recovery medium into the tube of frozen cells. Recap the tube of Reporter Cells and immediately place it in a 37°C water bath for 5 - 10 minutes. Retrieve the tube of Reporter Cell Suspension from the water bath. Sanitize the outside surface of the tube with a 70% alcohol swab, and then transfer it into the cell culture hood. Dispense 90 µl of cell
- 25 suspension into each well of the 96-well Assay Plate. Transfer the plate into 37°C incubator, allowing the cells adherent to the bottom of the well. Dilute compounds in Dilution Plate (DP), and administrate to cells at Assay Plate (AP). DMSO content of the samples was kept at 0.2%. Cells were incubated for additional 22 hours before luciferase activities were

measured. Thirty minutes before intending to quantify FXR activity, remove Detection Substrate and Detection Buffer from the refrigerator and place them in a low-light area so that they may equilibrate to room temperature. Remove the plate's lid and discard all media contents by ejecting it into an appropriate waste container. Gently tap the inverted plate onto a clean absorbent paper towel to remove residual droplets. Cells will remain tightly adhered to well bottoms. Add 100 μ l of luciferase detection reagent to each well of the assay plate. Allow the assay plate to rest at room temperature for at least 5 minutes following the addition of LDR. Set the instrument (Envision) to perform a single 5 second "plate shake" prior to reading the first assay well. Read time may be 0.5 second (500mSec) per well. EC₅₀ and Efficacy (normalize to CDCA set as 100%) is determined by XLFit.

To assess the FXR agonistic potency of the example compounds as well as for the reference compound (1), potency ranges were determined in the Human FXR (NR1H4) Assay as listed below in Table 7. The efficacy was normalized to CDCA set as 100%. (A=EC₅₀ < 0.1 μ M; B= 0.1 μ M < EC₅₀ < 1.0 μ M; C=1.0 μ M < EC₅₀ < 10 μ M; D= EC₅₀ > 10 μ M)

Table 7

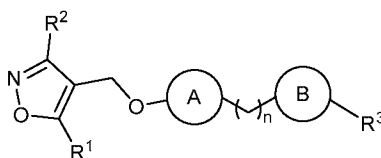
Example	EC ₅₀ (μ M)	Efficacy (%)
CDCA	D	100
Compound (1)	B	220
303	B	190
312	C	132
318	B	116

While this invention has been particularly shown and described with references to preferred embodiments thereof, it will be understood by those skilled in the art that various changes in form and details may be made therein without departing from the scope of the invention encompassed by the appended claims.

CLAIMS

WHAT IS CLAIMED IS:

1. A compound represented by Formula I, or a pharmaceutically acceptable salt thereof:



5

(I)

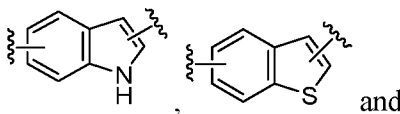
wherein,

R¹ is hydrogen, halogen, cyano, optionally substituted C₁-C₆ alkyl, optionally substituted C₂-C₆ alkenyl, optionally substituted C₂-C₆ alkynyl, optionally substituted C₃-C₆ cycloalkyl or optionally substituted 3- to 6- membered heterocycloalkyl;

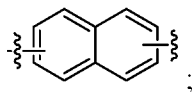
- 10 R² is an optionally substituted aryl, optionally substituted heteroaryl, optionally substituted arylalkyl, optionally substituted heteroarylalkyl, or optionally substituted C₃-C₈ cycloalkyl;



is selected from the group consisting of;



and



15

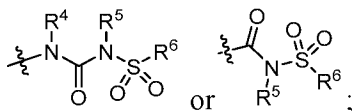
n is 0 or 1;



is phenyl or a 5- or 6-membered heterocyclic or heteroaryl containing 1, 2 or 3 heteroatoms independently selected from N, O and S, wherein said phenyl, heterocycle or heteroaryl is optionally substituted with one or two substituents independently selected from substituted or unsubstituted -C₁-C₈ alkyl, halo, and haloalkyl,

20

R³ is:



R⁴ and R⁵ are independently selected from the group consisting of:

- 1) Hydrogen;
- 2) Optionally substituted -C₁-C₈ alkyl;
- 25 3) Optionally substituted -C₂-C₈ alkenyl;

4) Optionally substituted $-C_2-C_8$ alkynyl; and

5) Optionally substituted $-C_3-C_8$ cycloalkyl;

R^6 is selected from the group consisting of:

1) Optionally substituted $-C_1-C_8$ alkyl;

5 2) Optionally substituted $-C_2-C_8$ alkenyl;

3) Optionally substituted $-C_2-C_8$ alkynyl;

4) Optionally substituted $-C_3-C_8$ cycloalkyl;

5) Optionally substituted aryl;

6) Optionally substituted arylalkyl;

10 7) Optionally substituted heterocycloalkyl;

8) Optionally substituted heteroaryl;

9) Optionally substituted heteroarylalkyl; and

10) NR^7R^8 ; wherein, R^7 and R^8 are each independently selected from hydrogen,

optionally substituted $-C_1-C_8$ alkyl, optionally substituted $-C_2-C_8$ alkenyl, optionally

15 substituted $-C_2-C_8$ alkynyl, optionally substituted $-C_3-C_8$ cycloalkyl, optionally

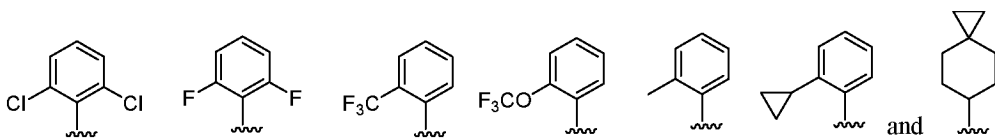
substituted aryl, optionally substituted alkylaryl, optionally substituted 3- to 8- membered

heterocycloalkyl, optionally substituted heteroaryl, optionally substituted alkylheteroaryl,

or R^7 and R^8 are taken together with the nitrogen atom which they are attached to form an optionally substituted heterocyclic ring.

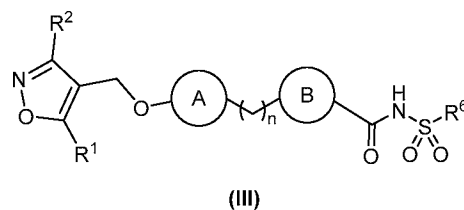
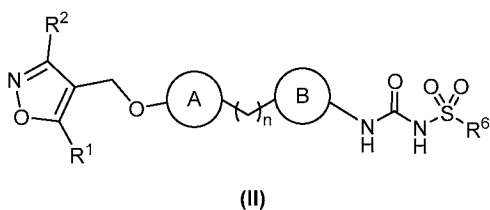
20

2. The compound of claim 1, wherein R^2 is selected from the group consisting of:



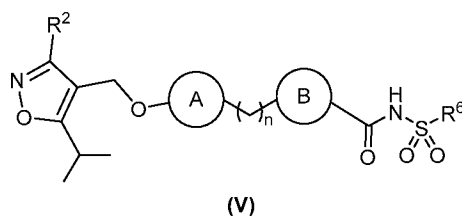
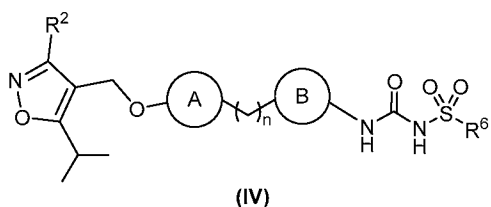
3. The compound of claim 1, represented by Formula (II) or (III), or a pharmaceutically acceptable salt thereof:

25



wherein, R^1 , R^2 , \textcircled{A} , n , \textcircled{B} , and R^6 are as defined in claim 1.

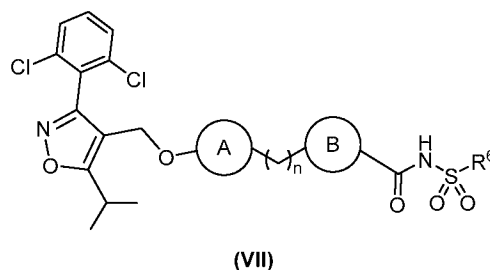
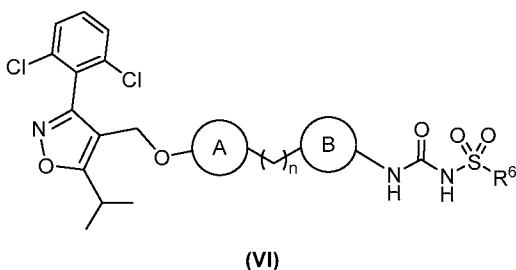
4. The compound of claim 1, represented by Formula (IV) or (V), or a pharmaceutically acceptable salt thereof:



wherein, R², (A), n, (B), and R⁶ are as defined in claim 1.

5

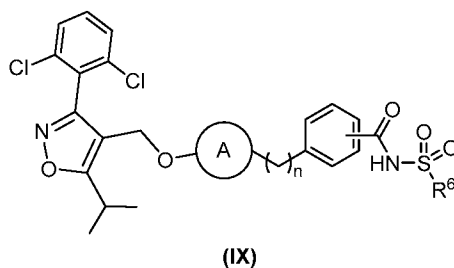
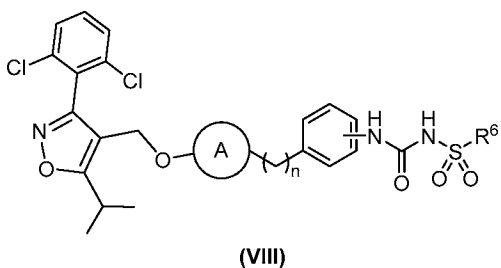
5. The compound of claim 1, represented by Formula (VI) or (VII), or a pharmaceutically acceptable salt thereof:



wherein, (A), n, (B), and R⁶ are as defined in claim 1.

10

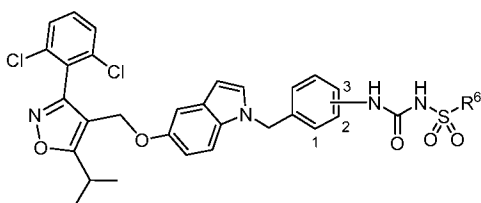
6. The compound of claim 1, represented by Formula (VIII) or (IX), or a pharmaceutically acceptable salt thereof:



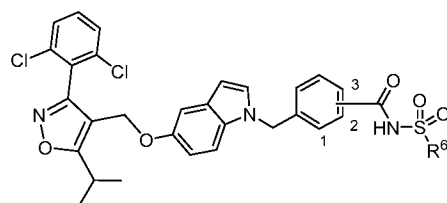
wherein, (A), n, and R⁶ are as defined in claim 1.

15

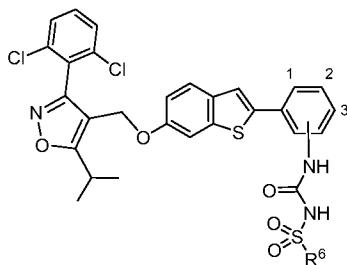
7. The compound of claim 1, represented by one of Formulas (X) to (XV), or a pharmaceutically acceptable salt thereof:



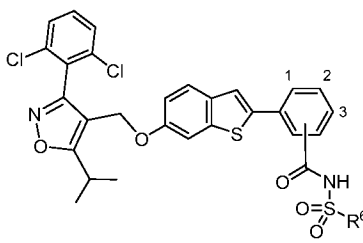
(X)



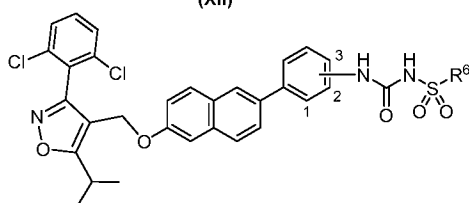
(XI)



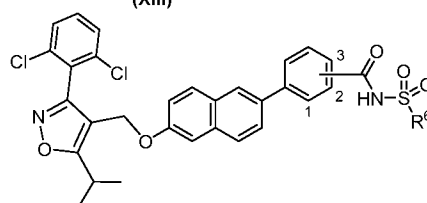
(XII)



(XIII)



(XIV)



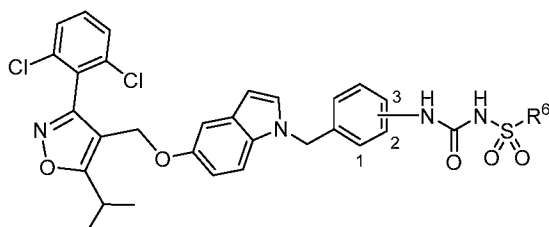
(XV)

wherein, R^6 is as defined in claim 1, and the urea group in Formula (X), Formula (XII), and Formula (XIV), or carbonyl group in Formula (XI), Formula (XIII), and Formula (XV) is attached to phenyl at position 1, 2 or 3.

5

8. The compound of claim 1, which is selected from:

(a) compounds of Formula (X)



















































(X)

10

wherein R^6 and the substitution position for the sulfonyl urea are delineated for each compound in Table 1,

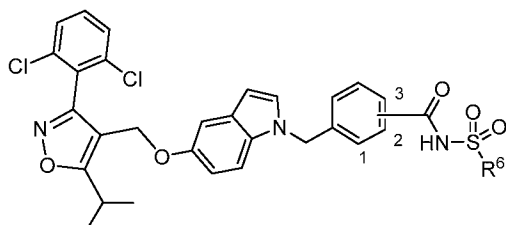
Table 1

Compound	R ⁶	position	Compound	R ⁶	Position	Compound	R ⁶	position
1	Methyl	1	30	Methyl	2	59	Methyl	3
2	Ethyl	1	31	Ethyl	2	60	Ethyl	3
3	Isopropyl	1	32	Isopropyl	2	61	Isopropyl	3
4	Butyl	1	33	Butyl	2	62	Butyl	3
5	t-Butyl	1	34	t-Butyl	2	63	t-Butyl	3
6	Propyl	1	35	Propyl	2	64	Propyl	3
7	Benzyl	1	36	Benzyl	2	65	Benzyl	3
8	Vinyl	1	37	Vinyl	2	66	Vinyl	3
9	Allyl	1	38	Allyl	2	67	Allyl	3
10	-CF ₃	1	39	-CF ₃	2	68	-CF ₃	3
11		1	40		2	69		3
12		1	41		2	70		3
13		1	42		2	71		3
14		1	43		2	72		3
15		1	44		2	73		3
16		1	45		2	74		3
17		1	46		2	75		3
18		1	47		2	76		3
19		1	48		2	77		3
20		1	49		2	78		3
21		1	50		2	79		3
22		1	51		2	80		3
23		1	52		2	81		3
24	-NH ₂	1	53	-NH ₂	2	82	-NH ₂	3
25	-NHCH ₃	1	54	-NHCH ₃	2	83	-NHCH ₃	3
26	-N(CH ₃) ₂	1	55	-N(CH ₃) ₂	2	84	-N(CH ₃) ₂	3
27		1	56		2	85		3

28		1	57		2	86		3
29		1	58		2	87		3

and



















(b) compounds according to Formula (XI),



(XI)

5 wherein R⁶ and the substitution position for the acylsulfonamide are delineated for each compound in Table 2,

Table 2

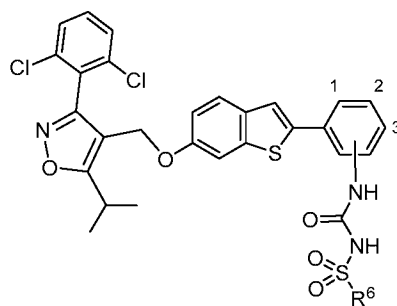
Compound	R ⁶	position	Compound	R ⁶	Position	Compound	R ⁶	position
88	Methyl	1	117	Methyl	2	146	Methyl	3
89	Ethyl	1	118	Ethyl	2	147	Ethyl	3
90	Isopropyl	1	119	Isopropyl	2	148	Isopropyl	3
91	Butyl	1	120	Butyl	2	149	Butyl	3
92	t-Butyl	1	121	t-Butyl	2	150	t-Butyl	3
93	Propyl	1	122	Propyl	2	151	Propyl	3
94	Benzyl	1	123	Benzyl	2	152	Benzyl	3
95	Vinyl	1	124	Vinyl	2	153	Vinyl	3
96	Allyl	1	125	Allyl	2	154	Allyl	3
97	-CF ₃	1	126	-CF ₃	2	155	-CF ₃	3
98		1	127		2	156		3
99		1	128		2	157		3
100		1	129		2	158		3
101		1	130		2	159		3
102		1	131		2	160		3
103		1	132		2	161		3

104		1	133		2	162		3
105		1	134		2	163		3
106		1	135		2	164		3
107		1	136		2	165		3
108		1	137		2	166		3
109		1	138		2	167		3
110		1	139		2	168		3
111	-NH ₂	1	140	-NH ₂	2	169	-NH ₂	3
112	-NHCH ₃	1	141	-NHCH ₃	2	170	-NHCH ₃	3
113	-N(CH ₃) ₂	1	142	-N(CH ₃) ₂	2	171	-N(CH ₃) ₂	3
114		1	143		2	172		3
115		1	144		2	173		3
116		1	145		2	174		3

or a pharmaceutically acceptable salt thereof.

9. The compound of claim 1, which is selected from:











































5 (a) compounds of Formula XII,



(XII)

wherein R⁶ and the substitution position for the sulfonyl urea are delineated for each compound in Table 3,

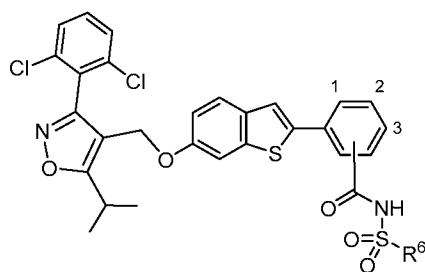
Table 3

Compound	R ⁶	position	Compound	R ⁶	Position	Compound	R ⁶	position
175	Methyl	1	204	Methyl	2	233	Methyl	3
176	Ethyl	1	205	Ethyl	2	234	Ethyl	3
177	Isopropyl	1	206	Isopropyl	2	235	Isopropyl	3
178	Butyl	1	207	Butyl	2	236	Butyl	3
179	t-Butyl	1	208	t-Butyl	2	237	t-Butyl	3
180	Propyl	1	209	Propyl	2	238	Propyl	3
181	Benzyl	1	210	Benzyl	2	239	Benzyl	3
182	Vinyl	1	211	Vinyl	2	240	Vinyl	3
183	Allyl	1	212	Allyl	2	241	Allyl	3
184	-CF ₃	1	213	-CF ₃	2	244	-CF ₃	3
185		1	214		2	245		3
186		1	215		2	246		3
187		1	216		2	247		3
188		1	217		2	248		3
189		1	218		2	249		3
190		1	219		2	250		3
191		1	220		2	251		3
192		1	221		2	252		3
193		1	222		2	253		3
194		1	223		2	254		3
195		1	224		2	255		3
196		1	225		2	256		3
197		1	226		2	257		3
198	-NH ₂	1	227	-NH ₂	2	258	-NH ₂	3
199	-NHCH ₃	1	228	-NHCH ₃	2	259	-NHCH ₃	3
200	-N(CH ₃) ₂	1	229	-N(CH ₃) ₂	2	260	-N(CH ₃) ₂	3
201		1	230		2	261		3

202		1	231		2	262		3
203		1	232		2	263		3

and

(b) compounds according to Formula XIII,



(XIII)

- 5 wherein R⁶ and the substitution position for the acylsulfonamide are delineated for each compound in Table 4,

Table 4

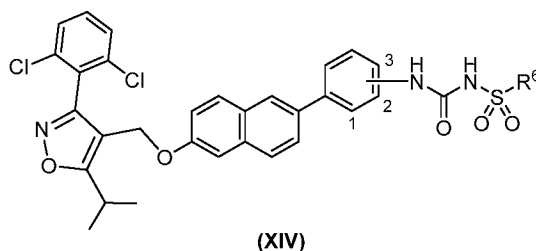
Compound	R ⁶	position	Compound	R ⁶	Position	Compound	R ⁶	position
264	Methyl	1	293	Methyl	2	322	Methyl	3
265	Ethyl	1	294	Ethyl	2	323	Ethyl	3
266	Isopropyl	1	295	Isopropyl	2	324	Isopropyl	3
267	Butyl	1	296	Butyl	2	325	Butyl	3
268	t-Butyl	1	297	t-Butyl	2	326	t-Butyl	3
269	Propyl	1	298	Propyl	2	327	Propyl	3
270	Benzyl	1	299	Benzyl	2	328	Benzyl	3
271	Vinyl	1	300	Vinyl	2	329	Vinyl	3
272	Allyl	1	301	Allyl	2	330	Allyl	3
273	-CF ₃	1	302	-CF ₃	2	331	-CF ₃	3
274		1	303		2	332		3
275		1	304		2	333		3
276		1	305		2	334		3
277		1	306		2	335		3
278		1	307		2	336		3
279		1	308		2	337		3

280		1	309		2	338		3
281		1	310		2	339		3
282		1	311		2	340		3
283		1	312		2	341		3
284		1	313		2	342		3
285		1	314		2	343		3
286		1	315		2	344		3
287	-NH ₂	1	316	-NH ₂	2	345	-NH ₂	3
288	-NHCH ₃	1	317	-NHCH ₃	2	346	-NHCH ₃	3
289	-N(CH ₃) ₂	1	318	-N(CH ₃) ₂	2	347	-N(CH ₃) ₂	3
290		1	319		2	348		3
291		1	320		2	349		3
292		1	321		2	350		3

or a pharmaceutically acceptable salt thereof.

10. The compound of claim 1, which is selected from:

(a) compounds of Formula (XIV),



















































5

wherein R⁶ and the substitution position for the sulfonyl urea are delineated for each compound in Table 5,

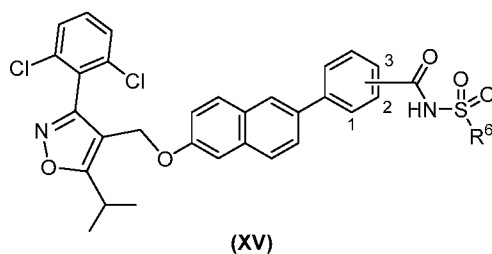
Table 5

Compound	R ⁶	position	Compound	R ⁶	Position	Compound	R ⁶	position
351	Methyl	1	380	Methyl	2	409	Methyl	3
352	Ethyl	1	381	Ethyl	2	410	Ethyl	3
353	Isopropyl	1	382	Isopropyl	2	411	Isopropyl	3

354	Butyl	1	383	Butyl	2	412	Butyl	3
355	t-Butyl	1	384	t-Butyl	2	413	t-Butyl	3
356	Propyl	1	385	Propyl	2	414	Propyl	3
357	Benzyl	1	386	Benzyl	2	415	Benzyl	3
358	Vinyl	1	387	Vinyl	2	416	Vinyl	3
359	Allyl	1	388	Allyl	2	417	Allyl	3
360	-CF ₃	1	389	-CF ₃	2	418	-CF ₃	3
361		1	390		2	419		3
362		1	391		2	420		3
363		1	392		2	421		3
364		1	393		2	422		3
365		1	394		2	423		3
366		1	395		2	424		3
367		1	396		2	425		3
368		1	397		2	426		3
369		1	398		2	427		3
370		1	399		2	428		3
371		1	400		2	429		3
372		1	401		2	430		3
373		1	402		2	431		3
374	-NH ₂	1	403	-NH ₂	2	432	-NH ₂	3
375	-NHCH ₃	1	404	-NHCH ₃	2	433	-NHCH ₃	3
376	-N(CH ₃) ₂	1	405	-N(CH ₃) ₂	2	434	-N(CH ₃) ₂	3
377		1	406		2	435		3
378		1	407		2	436		3
379		1	408		2	437		3

and

compounds according to Formula XV,





















wherein R⁶ and the substitution position for the acylsulfonamide are delineated for each compound in Table 6,

5

Table 6

Compound	R ⁶	position	Compound	R ⁶	Position	Compound	R ⁶	position
438	Methyl	1	468	Methyl	2	497	Methyl	3
439	Ethyl	1	469	Ethyl	2	498	Ethyl	3
440	Isopropyl	1	470	Isopropyl	2	499	Isopropyl	3
441	Butyl	1	471	Butyl	2	500	Butyl	3
442	t-Butyl	1	472	t-Butyl	2	501	t-Butyl	3
443	Propyl	1	473	Propyl	2	502	Propyl	3
444	Benzyl	1	474	Benzyl	2	503	Benzyl	3
445	Vinyl	1	475	Vinyl	2	504	Vinyl	3
446	Allyl	1	476	Allyl	2	505	Allyl	3
447	-CF ₃	1	477	-CF ₃	2	506	-CF ₃	3
448		1	478		2	507		3
449		1	479		2	508		3
450		1	480		2	509		3
451		1	481		2	510		3
452		1	482		2	511		3
453		1	483		2	512		3
454		1	484		2	513		3
456		1	485		2	514		3
457		1	486		2	515		3
458		1	487		2	516		3

459		1	488		2	517		3
460		1	489		2	518		3
461		1	490		2	519		3
462	-NH ₂	1	491	-NH ₂	2	520	-NH ₂	3
463	-NHCH ₃	1	492	-NHCH ₃	2	521	-NHCH ₃	3
464	-N(CH ₃) ₂	1	493	-N(CH ₃) ₂	2	522	-N(CH ₃) ₂	3
465		1	494		2	523		3
466		1	495		2	524		3
467		1	496		2	525		3

or a pharmaceutically acceptable salt thereof.

11. A method for preventing or treating an FXR-mediated disease or condition in a subject in need thereof, comprising administering to the subject a therapeutically effective amount of a compound according to any one of claims 1-10.

12. The method according to claim 11, wherein the FXR-mediated disease or condition is selected from the group consisting of chronic liver disease, gastrointestinal disease, renal disease, cardiovascular disease, fibrotic diseases, and metabolic disease.

13. The method according to claim 12, wherein the fibrotic diseases is selected from primary biliary cirrhosis, primary sclerosing cholangitis, pulmonary fibrosis, renal fibrosis, and liver fibrosis.

14. The method according to claim 12, wherein the chronic liver disease is selected from the group consisting of primary biliary cirrhosis (PBC), cerebrotendinous xanthomatosis (CTX), primary sclerosing cholangitis (PSC), drug induced cholestasis, intrahepatic cholestasis of pregnancy, parenteral nutrition associated cholestasis (PNAC), bacterial overgrowth or sepsis associated cholestasis, autoimmune hepatitis, chronic viral hepatitis, alcoholic liver disease, nonalcoholic fatty liver disease (NAFLD), nonalcoholic steatohepatitis (NASH), liver transplant associated graft versus host disease, living donor transplant liver regeneration, congenital hepatic fibrosis, choledocholithiasis, granulomatous

liver disease, intra- or extrahepatic malignancy, Sjogren's syndrome, Sarcoidosis, Wilson's disease, Gaucher's disease, hemochromatosis, and alpha 1-antitrypsin deficiency.

15. The method according to claim 12, wherein the renal disease is selected from the
5 group consisting of diabetic nephropathy, focal segmental glomerulosclerosis (FSGS),
hypertensive nephrosclerosis, chronic glomerulonephritis, chronic transplant glomerulopathy,
chronic interstitial nephritis, and polycystic kidney disease.
16. The method according to claim 12, wherein the cardiovascular disease is selected
10 from the group consisting of atherosclerosis, arteriosclerosis, dyslipidemia,
hypercholesterolemia, and hypertriglyceridemia.
17. The method according to claim 12, wherein the metabolic disease is selected from the
15 group consisting of insulin resistance, Type I and Type II diabetes, and obesity.
18. The pharmaceutical composition comprising a compound according to any one of
claims 1-10, or a pharmaceutically acceptable salt thereof, and a pharmaceutically acceptable
carrier.
- 20 19. Use of a compound according to any one of claims 1-10, or a pharmaceutically
acceptable salt thereof, for the preparation of pharmaceutical compositions for the prevention
or treatment of FXR-mediated diseases or conditions.

INTERNATIONAL SEARCH REPORT

International application No.

PCT/US17/29520

Box No. II Observations where certain claims were found unsearchable (Continuation of item 2 of first sheet)

This international search report has not been established in respect of certain claims under Article 17(2)(a) for the following reasons:

- 1. Claims Nos.:
because they relate to subject matter not required to be searched by this Authority, namely:

- 2. Claims Nos.:
because they relate to parts of the international application that do not comply with the prescribed requirements to such an extent that no meaningful international search can be carried out, specifically:

- 3. Claims Nos.:
because they are dependent claims and are not drafted in accordance with the second and third sentences of Rule 6.4(a).

Box No. III Observations where unity of invention is lacking (Continuation of item 3 of first sheet)

This International Searching Authority found multiple inventions in this international application, as follows:

---Continued Within the Next Supplemental Box---

- 1. As all required additional search fees were timely paid by the applicant, this international search report covers all searchable claims.
- 2. As all searchable claims could be searched without effort justifying additional fees, this Authority did not invite payment of additional fees.
- 3. As only some of the required additional search fees were timely paid by the applicant, this international search report covers only those claims for which fees were paid, specifically claims Nos.:
- 4. No required additional search fees were timely paid by the applicant. Consequently, this international search report is restricted to the invention first mentioned in the claims; it is covered by claims Nos.:
1-8, 11/1-8, 12/11/1-8, 13/12/11/1-8, 14/12/11/1-8, 15/12/11/1-8, 16/12/11/1-8, 17/12/11/1-8, 18/1-8, and 19/1-8

Remark on Protest

- The additional search fees were accompanied by the applicant's protest and, where applicable, the payment of a protest fee.
- The additional search fees were accompanied by the applicant's protest but the applicable protest fee was not paid within the time limit specified in the invitation.
- No protest accompanied the payment of additional search fees.

INTERNATIONAL SEARCH REPORT

International application No.

PCT/US17/29520

A. CLASSIFICATION OF SUBJECT MATTER
 IPC - A61K 31/454, 31/55; C07D 413/14 (2017.01)
 CPC - A61K 31/454, 31/55; C07D 413/14

According to International Patent Classification (IPC) or to both national classification and IPC

B. FIELDS SEARCHED

Minimum documentation searched (classification system followed by classification symbols)

See Search History document

Documentation searched other than minimum documentation to the extent that such documents are included in the fields searched

See Search History document

Electronic data base consulted during the international search (name of data base and, where practicable, search terms used)

See Search History document

C. DOCUMENTS CONSIDERED TO BE RELEVANT

Category*	Citation of document, with indication, where appropriate, of the relevant passages	Relevant to claim No.
Y	US 2007/0054902 A1 (FUKUI, Y et al.) 08 March 2007; paragraphs [0016], [0021]-[0022], [0035], [0043]-[0044]	1-8, 11/1-8, 12/11/1-8, 13/12/11/1-8, 14/12/11/1-8, 15/12/11/1-8, 16/12/11/1-8, 17/12/11/1-8, 18/1-8, 19/1-8
Y	US 2014/0221659 A1 (KINZEL, O et al.) 07 August 2014; paragraphs [0011]-[0013], [0016], [0025]-[0030], [0056], [0068], [0080], [0088], [0091]-[0092], [0120]	1-8, 11/1-8, 12/11/1-8, 13/12/11/1-8, 14/12/11/1-8, 15/12/11/1-8, 16/12/11/1-8, 17/12/11/1-8, 18/1-8, 19/1-8

Further documents are listed in the continuation of Box C.

See patent family annex.

* Special categories of cited documents:

"A" document defining the general state of the art which is not considered to be of particular relevance

"E" earlier application or patent but published on or after the international filing date

"L" document which may throw doubts on priority claim(s) or which is cited to establish the publication date of another citation or other special reason (as specified)

"O" document referring to an oral disclosure, use, exhibition or other means

"P" document published prior to the international filing date but later than the priority date claimed

"T" later document published after the international filing date or priority date and not in conflict with the application but cited to understand the principle or theory underlying the invention

"X" document of particular relevance; the claimed invention cannot be considered novel or cannot be considered to involve an inventive step when the document is taken alone

"Y" document of particular relevance; the claimed invention cannot be considered to involve an inventive step when the document is combined with one or more other such documents, such combination being obvious to a person skilled in the art

"&" document member of the same patent family

Date of the actual completion of the international search

23 June 2017 (23.06.2017)

Date of mailing of the international search report

14 SEP 2017

Name and mailing address of the ISA/

Mail Stop PCT, Attn: ISA/US, Commissioner for Patents
 P.O. Box 1450, Alexandria, Virginia 22313-1450
 Facsimile No. 571-273-8300

Authorized officer

Shane Thomas

PCT Helpdesk: 571-272-4300
 PCT OSP: 571-272-7774

*** Continued from Box No. III Observations where unity of invention is lacking -***

This application contains the following inventions or groups of inventions which are not so linked as to form a single general inventive concept under PCT Rule 13.1. In order for all inventions to be examined, the appropriate additional examination fees must be paid. Groups I+, Claims 1-19 (in-part); compound of Formula (I), wherein R1 is C1-C6 alkyl; R2 is optionally substituted aryl; A is indolyl; n is 1; B is phenyl; R3 is -CON(R5)SO2R6 wherein R5 is hydrogen and R6 is C1-C8 alkyl (exemplary compound structure), and methods associated therewith.

The compound, compositions and methods will be searched to the extent the compound encompasses a compound of Formula (I), wherein R1 is C1-C6 alkyl; R2 is optionally substituted aryl; A is indolyl; n is 1; B is phenyl; R3 is -CON(R5)SO2R6 wherein R5 is hydrogen and R6 is C1-C8 alkyl (exemplary compound structure). Applicant is invited to elect additional compound(s), with fully specified structure (e.g. no optional or variable atoms or substituents) for each, to be searched. Additional compound(s) will be searched upon the payment of additional fees. It is believed that claims 1 (in-part), 2 (in-part), 3 (in-part), 4 (in-part), 5 (in-part), 6 (in-part), 7 (in-part), 8 (in-part), 11 (in-part), 12 (in-part), 13 (in-part), 14 (in-part), 15 (in-part), 16 (in-part), 17 (in-part), 18 (in-part), and 19 (in-part) encompass this first named invention and thus these claims will be searched without fee to the extent that they encompass a compound of Formula (I), wherein R1 is C1-C6 alkyl; R2 is optionally substituted aryl; A is indolyl; n is 1; B is phenyl; R3 is -CON(R5)SO2R6 wherein R5 is hydrogen and R6 is C1-C8 alkyl (exemplary compound structure). Applicants must specify the claims that encompass any additionally elected compound structure(s). Applicants must further indicate, if applicable, the claims which encompass the first named invention, if different than what was indicated above for this group. Failure to clearly identify how any paid additional invention fees are to be applied to the "+" group(s) will result in only the first claimed invention to be searched/examined. An exemplary election would be a compound of Formula (I), wherein R1 is C1-C6 alkyl; R2 is optionally substituted aryl; A is indolyl; n is 1; B is phenyl; R3 is -CON(R5)SO2R6 wherein R5 is hydrogen and R6 is C1-C8 alkyl (exemplary elected compound structure).

Groups I+ share the technical features including: a compound of Formula (I), as shown, wherein R1 is C1-C6 alkyl; R2 is optionally substituted aryl; A is indolyl; n is 1; B is phenyl; R3 is -CON(R5)SO2R6 wherein R5 is hydrogen and R6 is C1-C8 alkyl, for use in the treatment of an FXR-mediated disease or condition.

However, these shared technical features are previously disclosed by US 2007/0054902 A1 to Fukui, et al. (hereinafter 'Fukui') in view of US 2014/0221659 A1 to Kinzel, et al. (hereinafter 'Kinzel').

Fukui discloses a compound of Formula (I), as shown (compound of formula I wherein X1 is O; paragraph [0016]), wherein R1 is C1-C6 alkyl (formula I wherein R1 is lower alkyl; paragraph [0016]); R2 is optionally substituted aryl (formula I wherein R2 is optionally substituted aryl; paragraph [0016]); A is indolyl (formula I wherein R6 and R14 together form second recited ring moiety (A is indolyl); paragraphs [0016], [0043]-[0044]); and n is 1 (second recited ring moiety in paragraph [0044] wherein R9 and R10 are hydrogen (n is 1); paragraph [0044]), but Fukui does not disclose wherein the isoxazole ring is substituted with oxymethyl group comprising the multiple rings at the 4-position; wherein B is phenyl; R3 is -CON(R5)SO2R6 wherein R5 is hydrogen and R6 is C1-C8 alkyl; and the compound is for use in the treatment of an FXR-mediated disease or condition. However, Kinzel discloses wherein the isoxazole ring is substituted with oxymethyl group comprising the multiple rings at the 4-position (formula I wherein Z is the third recited compound (isoxazole substituted at 4-position with oxymethyl chain comprising multiple rings); paragraphs [0011]-[0013], [0016]); wherein B is phenyl (formula I wherein A (B) is phenyl; paragraphs [0011]-[0013]); R3 is -CON(R5)SO2R6 wherein R5 is hydrogen and R6 is C1-C8 alkyl (formula I wherein A is phenyl and R (R3) is CONR7R8 wherein R7 (R5) is H and R8 is SO2-C1 alkyl (R6 is C1 alkyl); paragraphs [0011]-[0013]); and the compound is for use in the treatment of an FXR-mediated disease or condition (method of treating a FXR-mediated disease in a subject; paragraphs [0025]-[0026]). It would have been obvious to a person of ordinary skill in the art, at the time of the invention, to have modified the compound, as previously disclosed by Fukui, in order to have provided wherein the isoxazole ring is substituted with oxymethyl group comprising the multiple rings at the 4-position; wherein B is phenyl; R3 is -CON(R5)SO2R6 wherein R5 is hydrogen and R6 is C1-C8 alkyl; and the compound is for use in the treatment of an FXR-mediated disease or condition, as previously disclosed by Kinzel, for providing heterocyclic compounds useful in the modulation of Farnesoid X receptors and treatment of related disorders (Fukui; abstract; paragraph [0009]; Kinzel; abstract).

Since none of the special technical features of the Groups I+ inventions is found in more than one of the inventions, and since all of the shared technical features are previously disclosed by the Fukui and Kinzel references, unity of invention is lacking.