



US00D922106S

(12) **United States Design Patent**  
**Li**

(10) **Patent No.:** **US D922,106 S**

(45) **Date of Patent:** **\*\* Jun. 15, 2021**

(54) **CABINET**

(71) Applicant: **Xia Li**, Nanyang (CN)

(72) Inventor: **Xia Li**, Nanyang (CN)

(\*\*) Term: **15 Years**

(21) Appl. No.: **29/772,435**

(22) Filed: **Mar. 2, 2021**

(51) **LOC (13) Cl.** ..... **06-04**

(52) **U.S. Cl.**  
USPC ..... **D6/657**

(58) **Field of Classification Search**  
USPC ..... D6/657, 661, 662, 662.1, 663, 664,  
D6/664.1, 671, 671.1, 671.2, 671.3, 671.4  
CPC ..... A47B 81/06; A47B 96/00; A47B 96/02;  
A47B 63/00; A47B 17/04; A47B 47/04;  
A47F 3/00  
See application file for complete search history.

(56) **References Cited**

**U.S. PATENT DOCUMENTS**

D186,115 S *	9/1959	Church	.....	D6/671.1
D193,516 S *	9/1962	Deaton	.....	D6/657
D244,900 S *	7/1977	Waxman	.....	D6/657
D398,788 S *	9/1998	Schubert	.....	D6/661

D558,483 S	1/2008	Bertch et al.	
D559,585 S *	1/2008	Lara	..... D6/657
D615,776 S	5/2010	Bauchet	
D817,038 S *	5/2018	Davis	..... D6/657
D848,767 S *	5/2019	Smrstick	..... D6/657
D878,816 S *	3/2020	Davis	..... D6/657
D882,989 S *	5/2020	Davis	..... D6/661
D904,801 S *	12/2020	Davis	..... D6/657
D909,797 S *	2/2021	Davis	..... D6/657

\* cited by examiner

*Primary Examiner* — Mimosa De

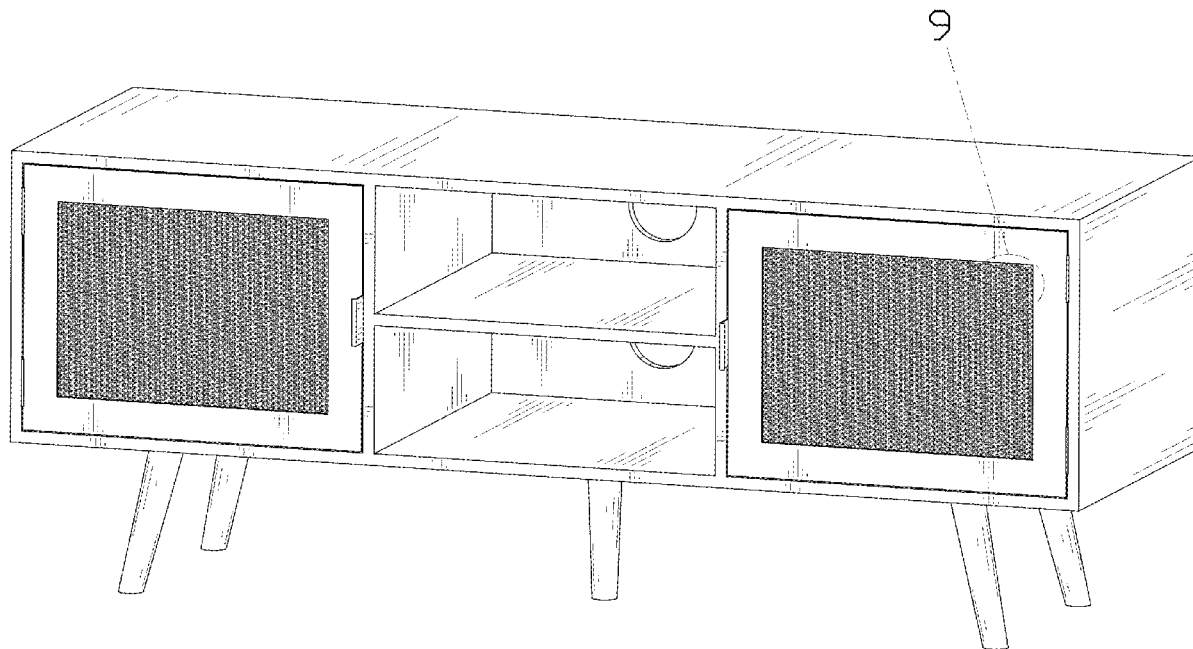
(57) **CLAIM**

The ornamental design for a cabinet, as shown and described.

**DESCRIPTION**

FIG. 1 is a perspective view of a cabinet showing my new design;  
FIG. 2 is another perspective view thereof;  
FIG. 3 is a front elevational view thereof;  
FIG. 4 is a rear elevational view thereof;  
FIG. 5 is a left side elevational view thereof;  
FIG. 6 is a right side elevational view thereof;  
FIG. 7 is a top plan view thereof;  
FIG. 8 is a bottom plan view thereof; and  
FIG. 9 is an enlarged view of portion 9 shown in FIG. 1.

**1 Claim, 9 Drawing Sheets**



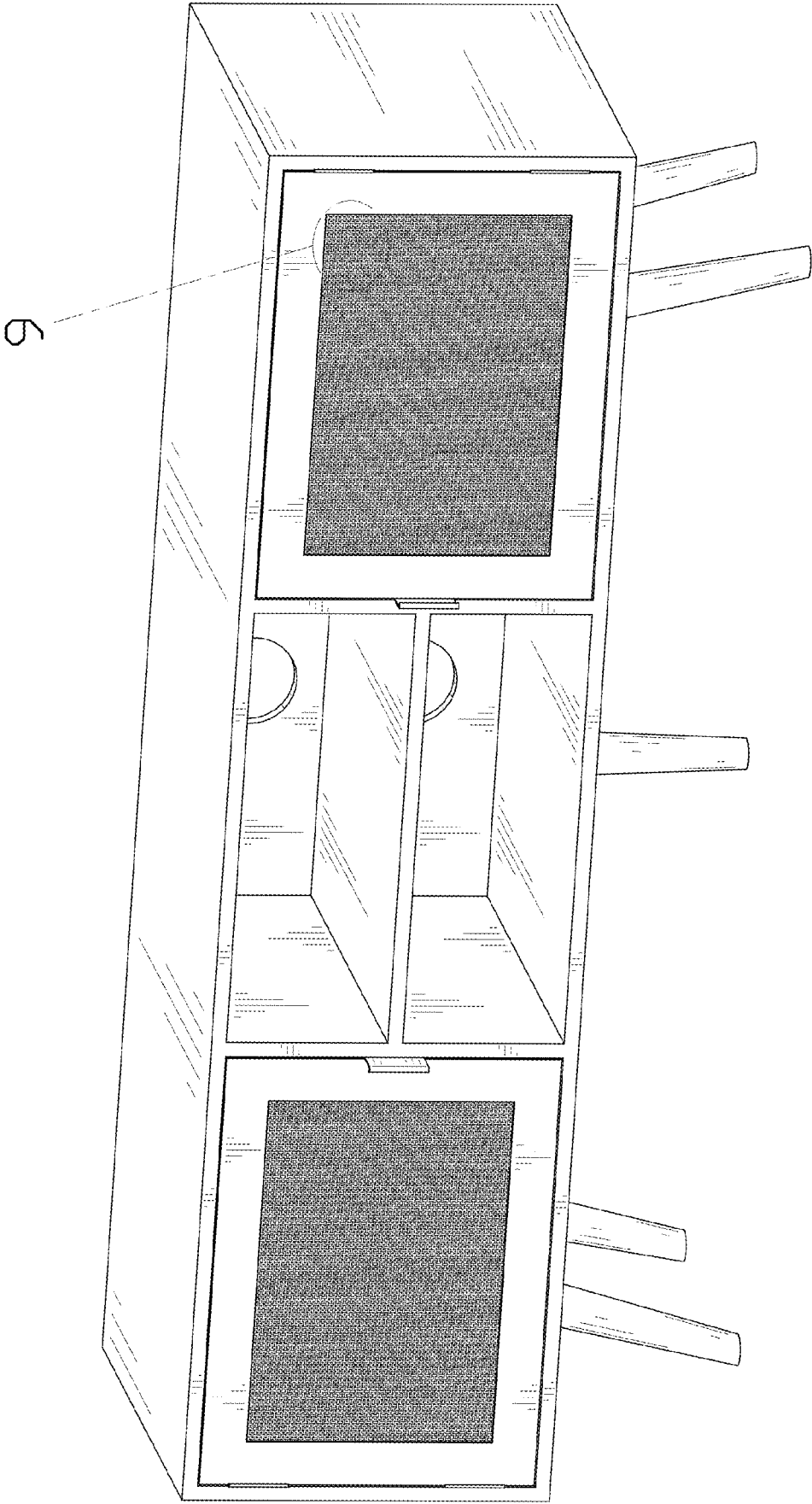


FIG. 1

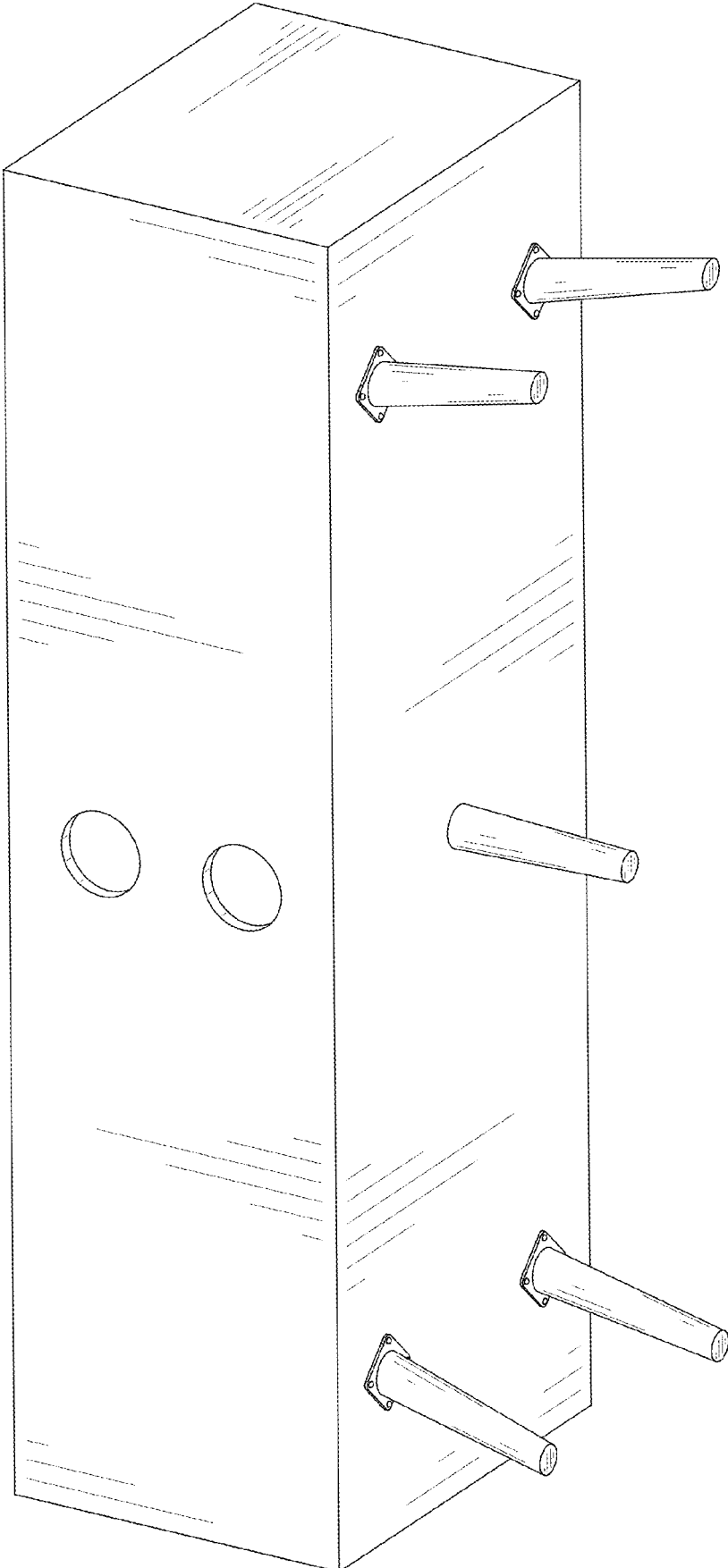


FIG. 2

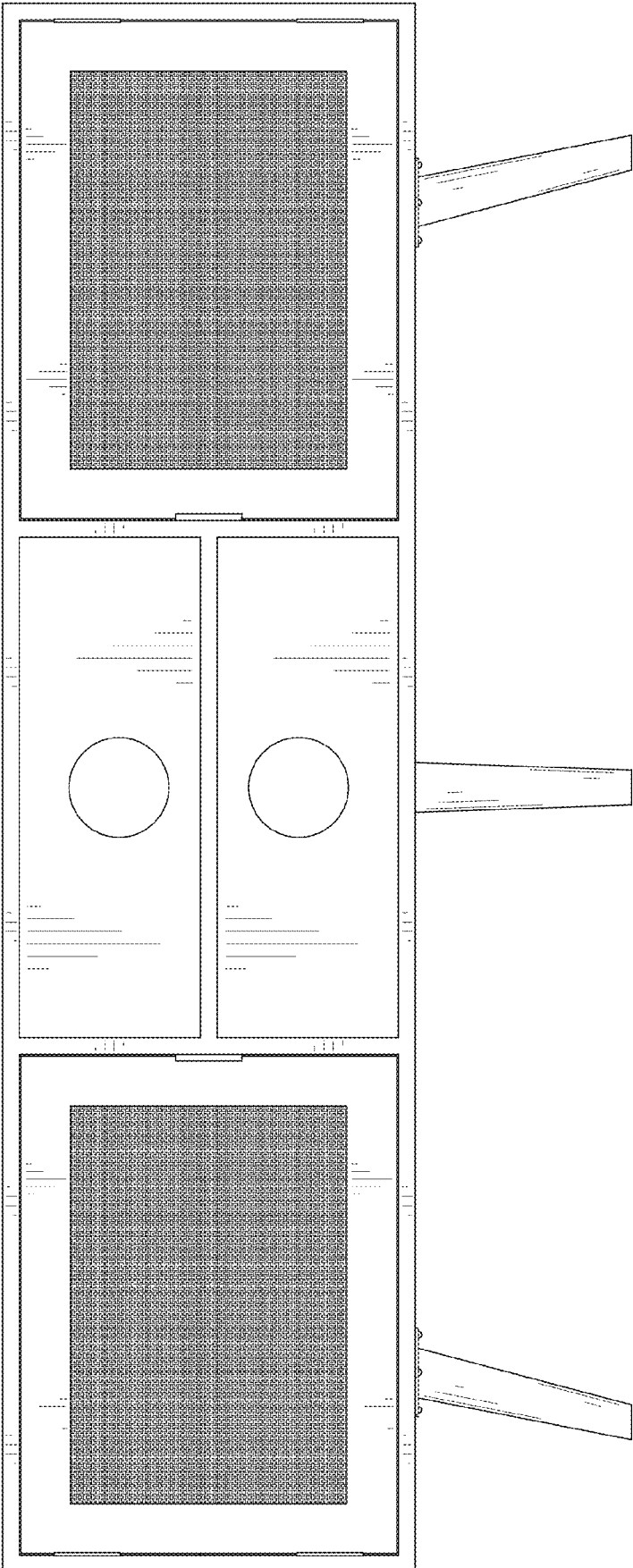


FIG. 3




FIG. 4

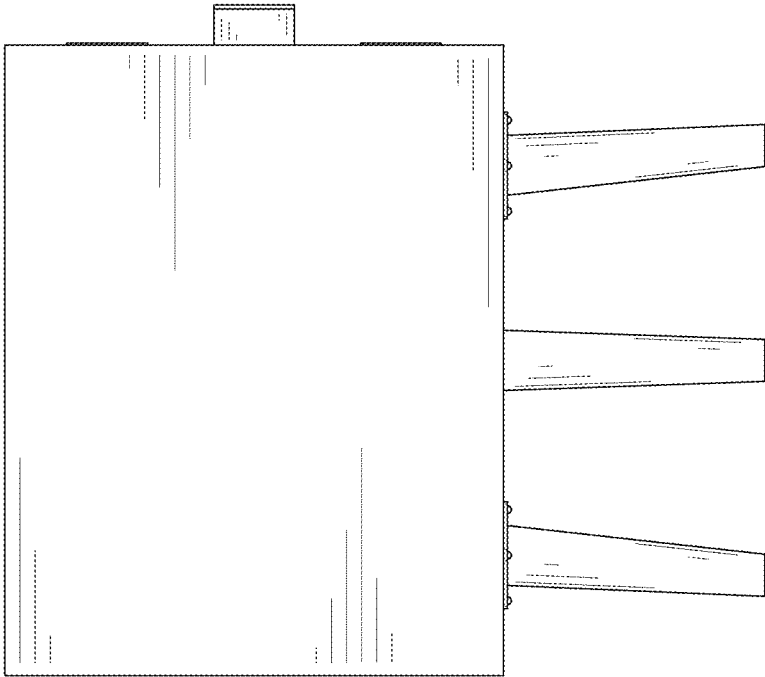


FIG. 5

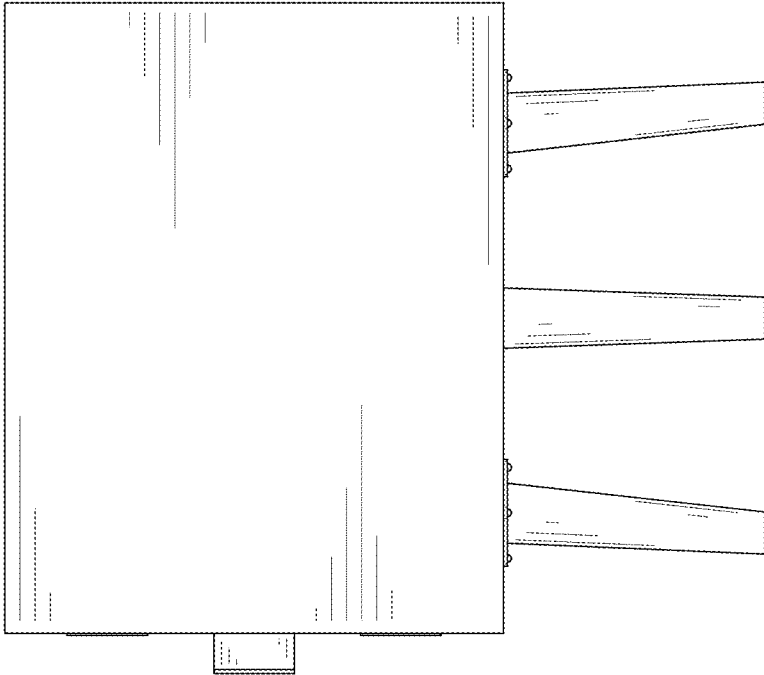


FIG. 6




FIG. 7






FIG. 8

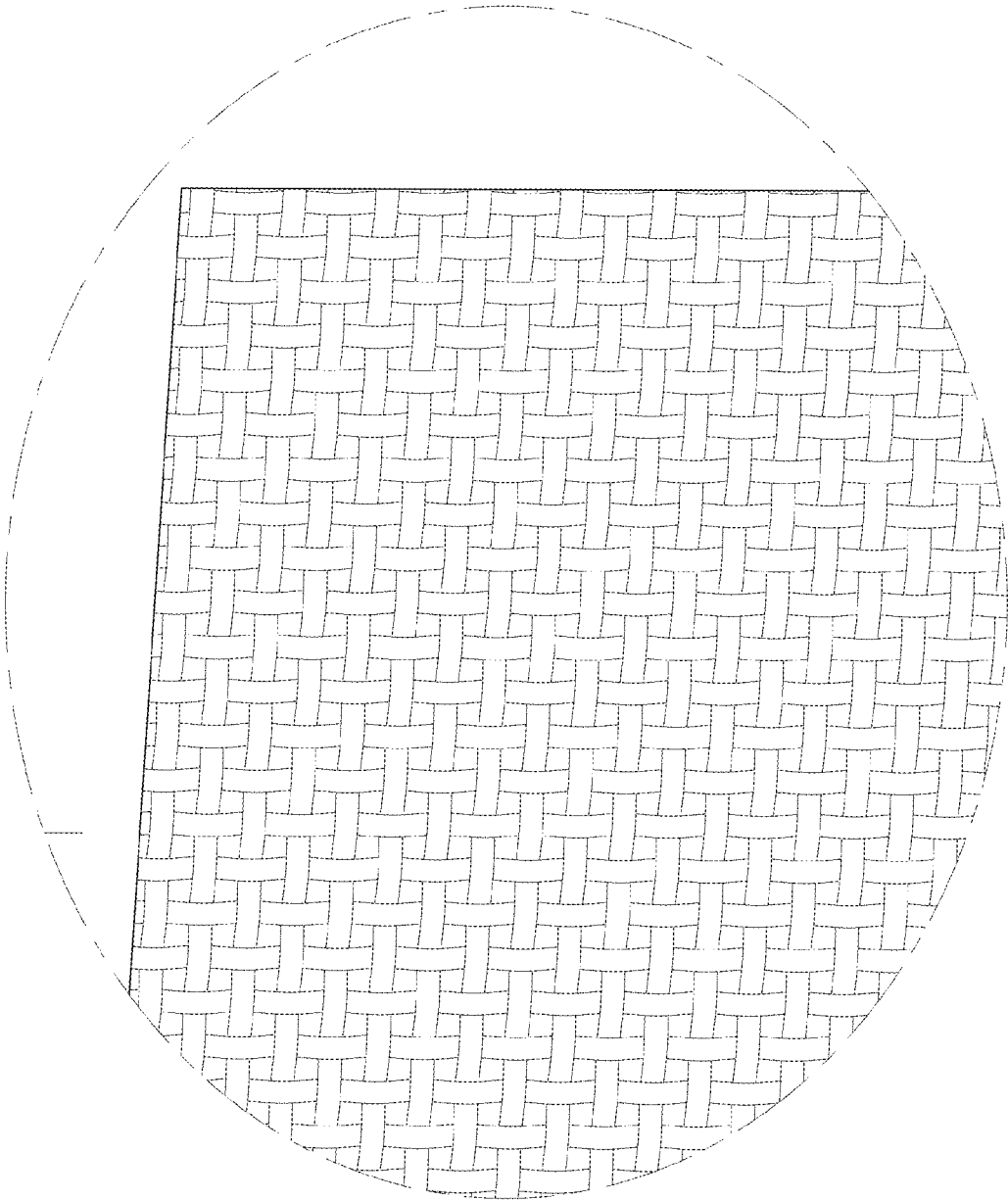


FIG. 9