



US00D689321S

(12) **United States Design Patent**  
Nett et al.

(10) **Patent No.:** US D689,321 S

(45) **Date of Patent:** \*\* Sep. 10, 2013

(54) **ESPRESSO MACHINE**

(75) Inventors: **Daniel Roger Nett**, Sun Prairie, WI (US); **Nicholas Scott Reback**, Madison, WI (US); **Vladlena Belozero**, Madison, WI (US); **Ami Marie Verhalen**, Sun Prairie, WI (US)

(73) Assignee: **Bunn-O-Matic Corporation**, Springfield, IL (US)

(\*\*) Term: **14 Years**

(21) Appl. No.: **29/410,850**

(22) Filed: **Jan. 12, 2012**

(51) **LOC (9) Cl.** ..... **07-01**

(52) **U.S. Cl.**  
USPC ..... **D7/309; D7/311**

(58) **Field of Classification Search**  
USPC ..... D7/300, 306-308, 309-311; 222/146.6, 222/185.1; 99/295, 273  
See application file for complete search history.

(56) **References Cited**

U.S. PATENT DOCUMENTS

D250,195 S	11/1978	Salmans et al.	
D274,779 S *	7/1984	LaLumiere	D7/311
D287,029 S *	12/1986	Oakley et al.	D20/4
D298,400 S	11/1988	Frech	
D298,401 S	11/1988	Frech	
D298,504 S	11/1988	Frech	
D298,505 S	11/1988	Frech	
D300,597 S	4/1989	Pandolfi	
D309,842 S *	8/1990	Frech	D7/308
D316,794 S	5/1991	Volgger et al.	
D327,803 S	7/1992	Gianelli	
D345,279 S	3/1994	Sieger	
D346,717 S	5/1994	Geiger	
5,402,706 A	4/1995	Locati	
D359,874 S *	7/1995	Smith et al.	D7/311
5,463,934 A	11/1995	Locati	

D365,490 S	12/1995	Pomeroy	
5,537,838 A *	7/1996	Mills et al.	62/400
D382,761 S	8/1997	Ford	
D395,976 S	7/1998	Seiffert et al.	
D396,987 S	8/1998	Seiffert	
D408,206 S *	4/1999	Stafford et al.	D7/306
D413,757 S *	9/1999	Viguer Munoz	D7/309
D417,118 S	11/1999	Pomeroy	
D630,462 S	1/2001	Eckholm et al.	
D445,292 S *	7/2001	Sowden	D7/309
D453,088 S	1/2002	Bell et al.	
D455,596 S	4/2002	Boos	
D486,346 S	2/2004	Jönsson	
D520,300 S	5/2006	Bruttin	
D523,279 S	6/2006	Zemp	
D526,828 S *	8/2006	Jordana	D7/309
D538,578 S	3/2007	McWilliam	
D556,494 S	12/2007	Adachi et al.	
D562,617 S *	2/2008	Liebe	D7/309
D570,636 S *	6/2008	Kulujian et al.	D7/306
D584,096 S	1/2009	Lutz	

(Continued)

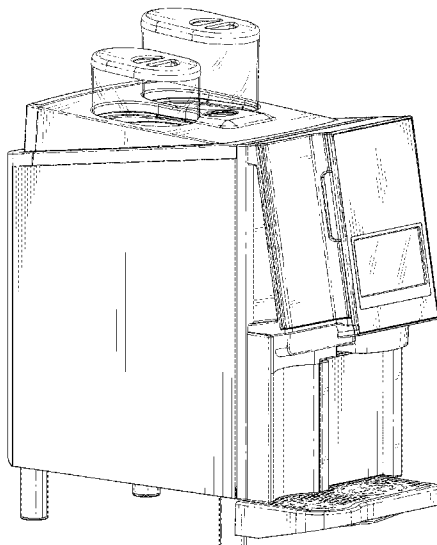
*Primary Examiner* — Marianne Pandozzi  
(74) *Attorney, Agent, or Firm* — Barnes & Thornburg LLP

(57) **CLAIM**  
What is claimed is the ornamental design for an espresso machine, as shown and described.

**DESCRIPTION**

FIG. 1 is a perspective view of our new design; FIG. 2 is a front elevational view thereof; FIG. 3 is a left side elevational view thereof; FIG. 4 is the right side elevational view thereof; FIG. 5 is a rear elevational view thereof; FIG. 6 is a top view thereof; and, FIG. 7 is a bottom view thereof.  
The broken lines shown in the drawings are for purposes of illustrating portions of the design and form no part of the claimed design.

**1 Claim, 7 Drawing Sheets**



(56)

**References Cited**

U.S. PATENT DOCUMENTS

D586,603 S 2/2009 Borin  
D586,604 S 2/2009 Buttler  
D587,511 S 3/2009 Buttler  
D592,441 S 5/2009 Terada et al.  
D601,848 S 10/2009 Borin  
D603,207 S 11/2009 Metz et al.  
D610,389 S 2/2010 Borin et al.  
D622,534 S 8/2010 Zimmermann

D639,598 S 6/2011 Eckholm et al.  
D646,106 S 10/2011 Gebhardt et al.  
D646,107 S 10/2011 Gebhardt  
D646,518 S 10/2011 De' Longhi  
D647,356 S 10/2011 De' Longhi  
8,032,251 B2 10/2011 Monn  
D648,973 S 11/2011 De' Longhi  
D663,566 S \* 7/2012 Feder ..... D7/309  
D675,677 S \* 2/2013 Barlli ..... D7/309

\* cited by examiner

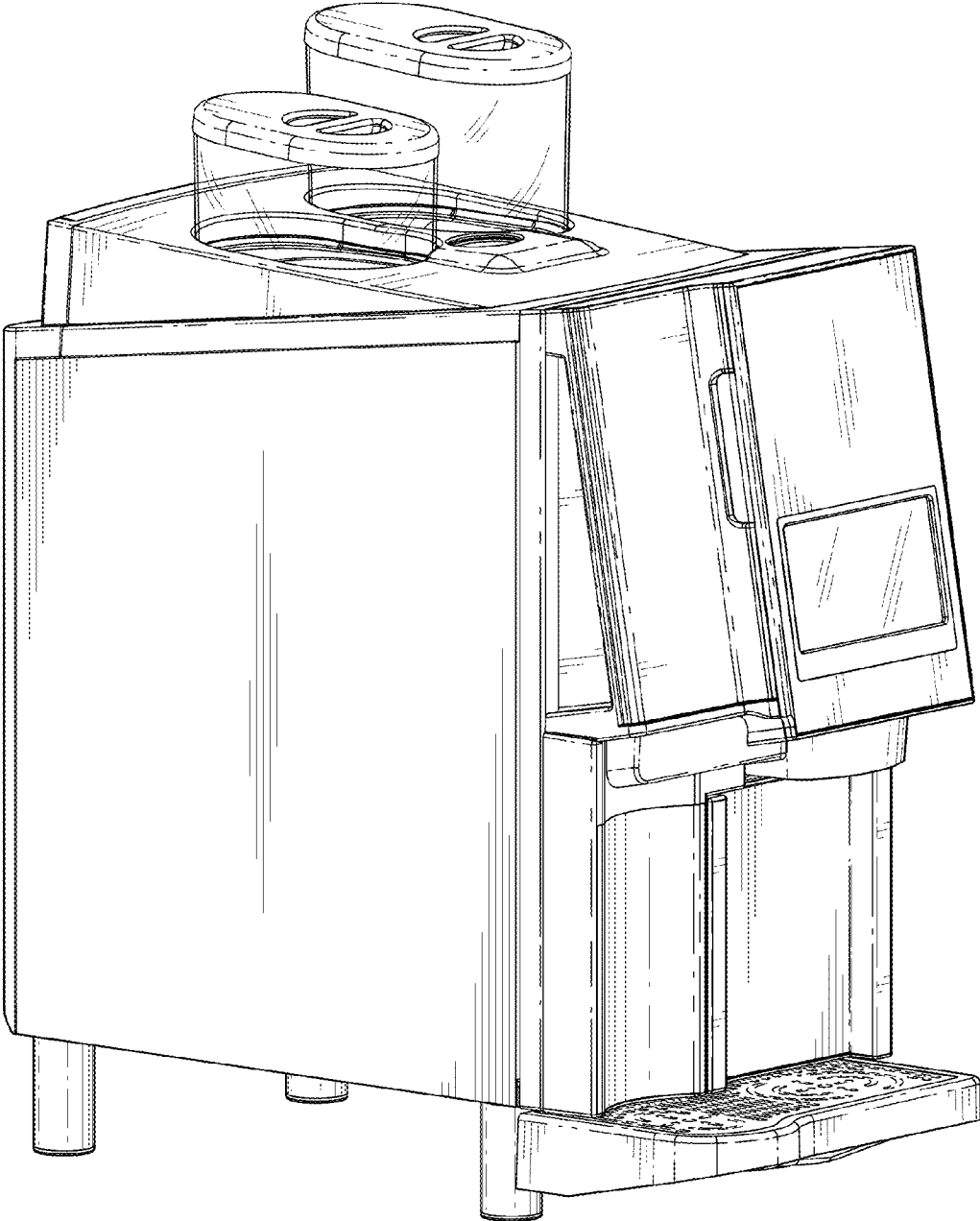


FIG. 1




FIG. 2




FIG. 3

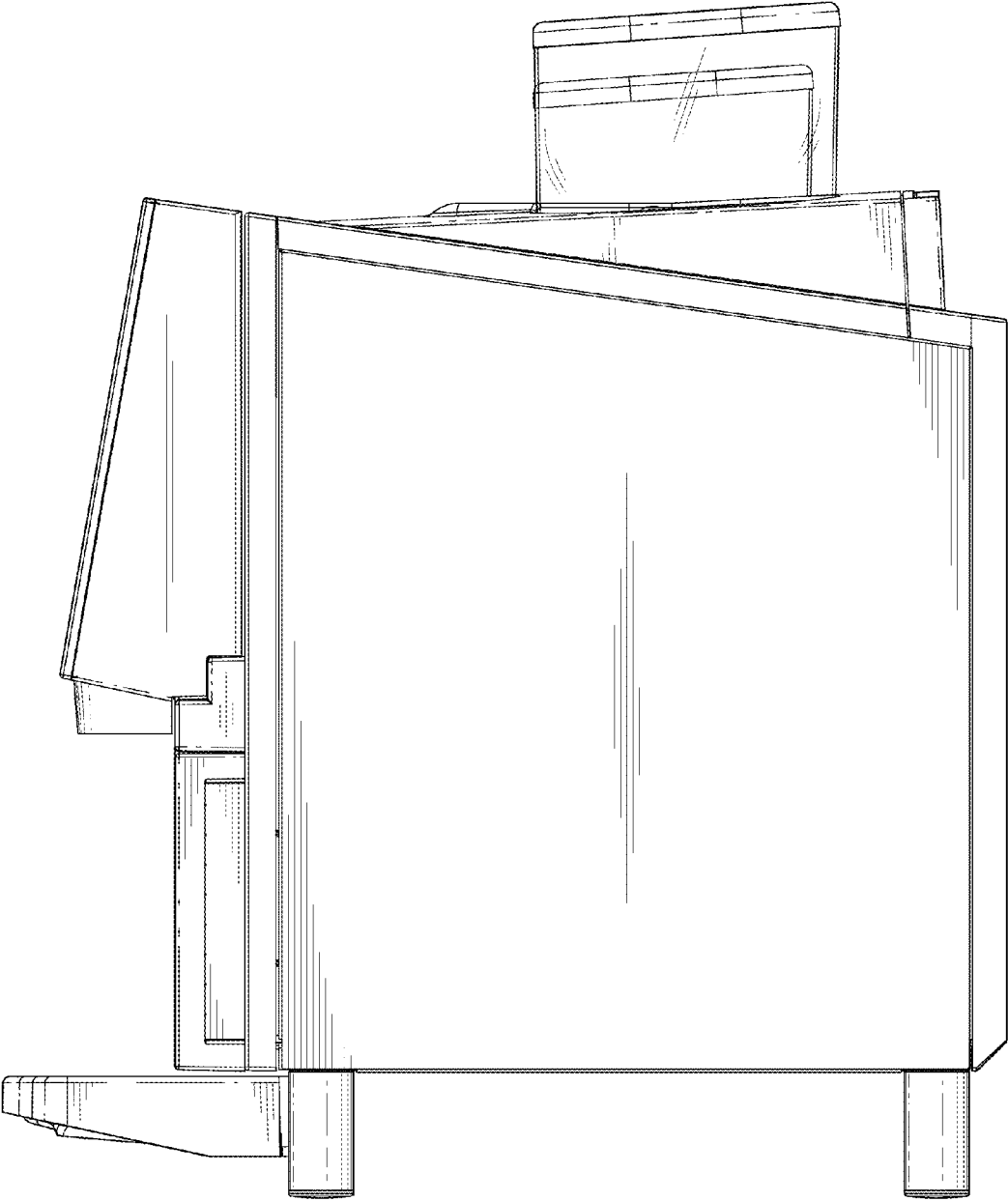


FIG. 4

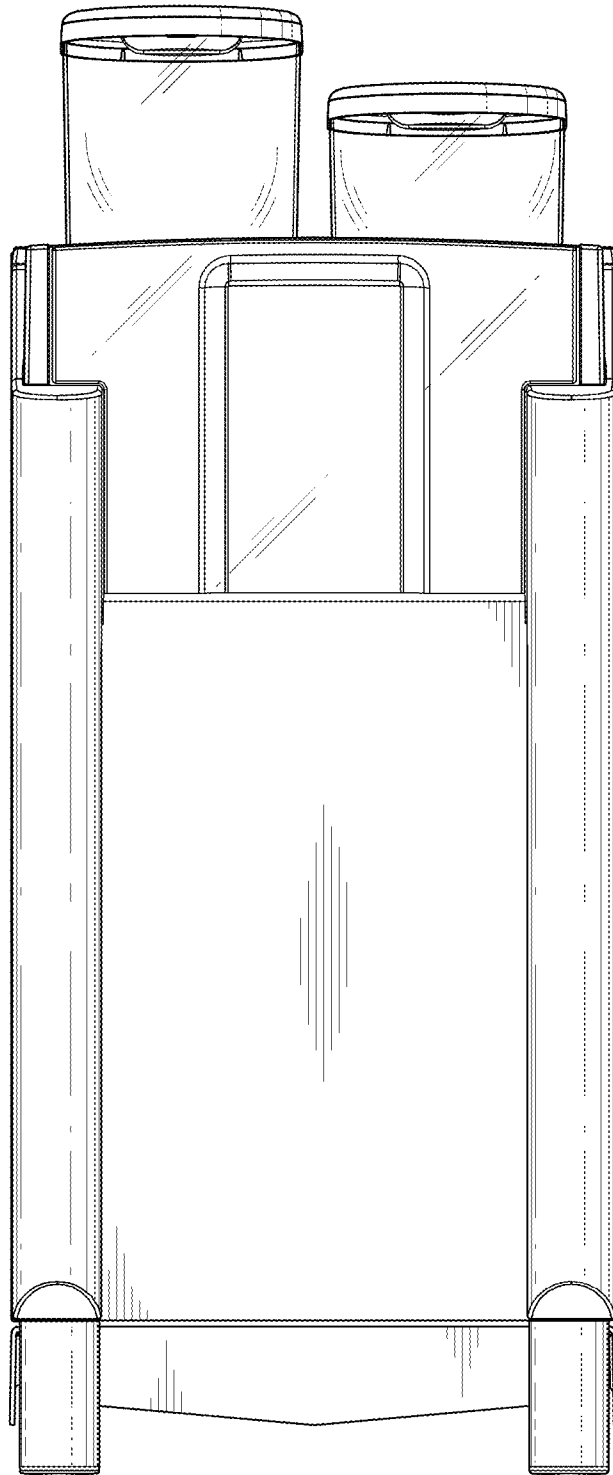


FIG. 5

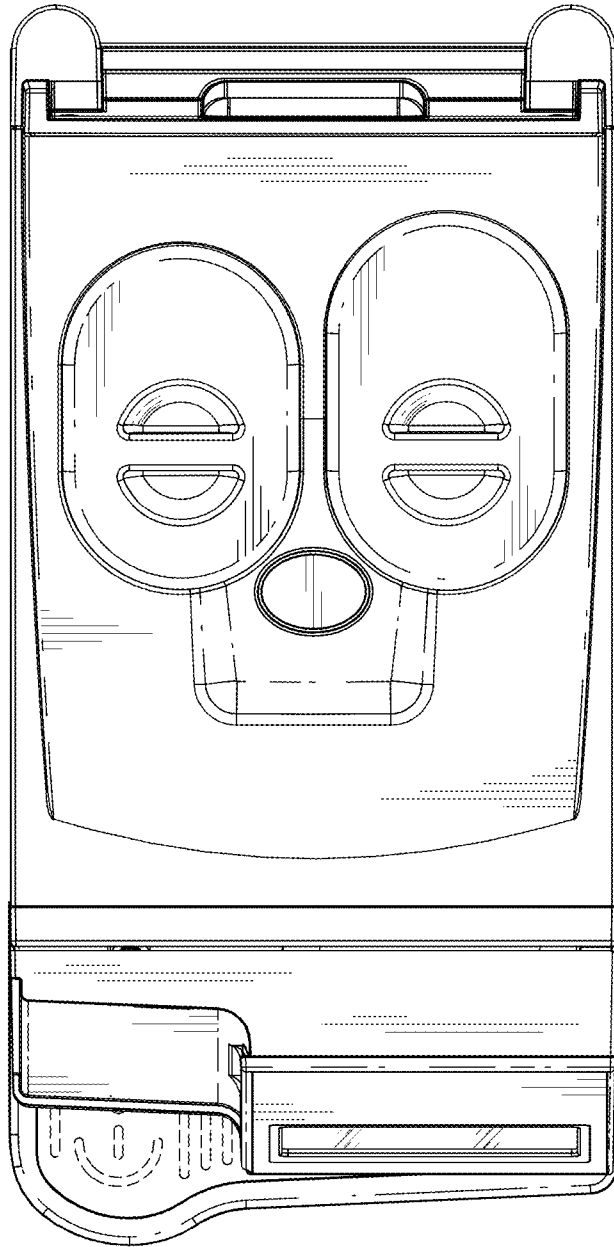


FIG. 6



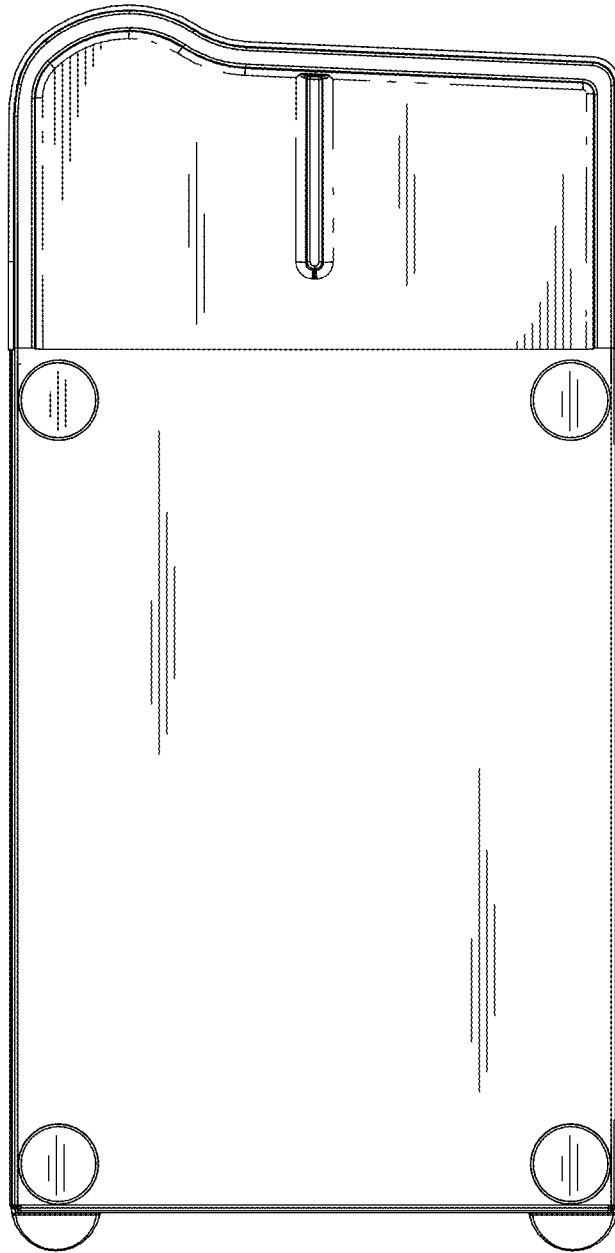


FIG. 7