



US00D364456S

# United States Patent [19]

Solnit et al.

[11] **Patent Number:** **Des. 364,456**

[45] **Date of Patent:** **\*\*Nov. 21, 1995**

[54] **ASPIRATOR TIP**

4,490,138 12/1984 Lipsky et al. .... 604/268 X  
4,878,900 11/1989 Sundt ..... D24/112 X

[76] Inventors: **Albert Solnit**, 250 N. Robertson Blvd., Suite 401, Beverly Hills, Calif. 90211;  
**Robert Goldstein**, 2222 Avenue of the Stars, Suite 805, Los Angeles, Calif. 90067

*Primary Examiner*—Lou Zarfaz  
*Assistant Examiner*—I. Simmons  
*Attorney, Agent, or Firm*—Andra M. Vaccaro

[\*\*] Term: **14 Years**

[57] **CLAIM**

The ornamental design for an aspirator tip, as shown and described.

[21] Appl. No.: **23,229**

**DESCRIPTION**

[22] Filed: **May 20, 1994**

[52] U.S. Cl. .... **D24/112**

[58] Field of Search ..... D24/112, 176;  
604/268, 119, 902, 35

FIG. 1 is a perspective view of the front, right and top of the aspirator tip;  
FIG. 2 is a left side elevational view of the aspirator tip;  
FIG. 3 is a bottom plan view of the aspirator tip;  
FIG. 4 is a right side elevational view of the aspirator tip;  
FIG. 5 is a top plan view of the aspirator tip;  
FIG. 6 is a front elevational view of the aspirator tip; and,  
FIG. 7 is a rear elevational view of the aspirator tip.

[56] **References Cited**

**U.S. PATENT DOCUMENTS**

D. 248,774 8/1978 Vällfors ..... D24/112  
D. 334,803 4/1993 Discsko, Jr. .... D24/112  
4,022,218 5/1977 Riddick ..... 604/902 X

**1 Claim, 1 Drawing Sheet**

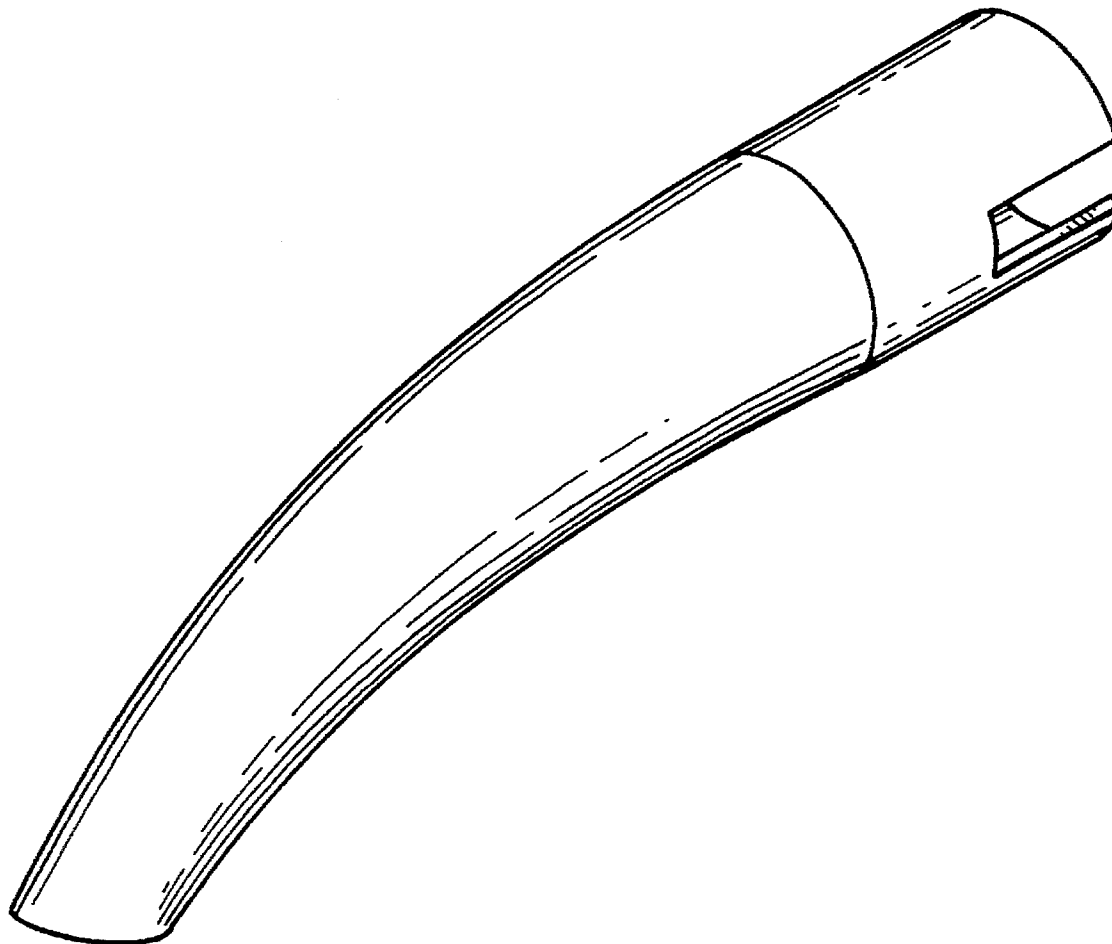


FIG. 1

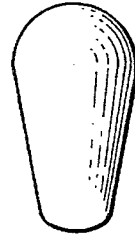
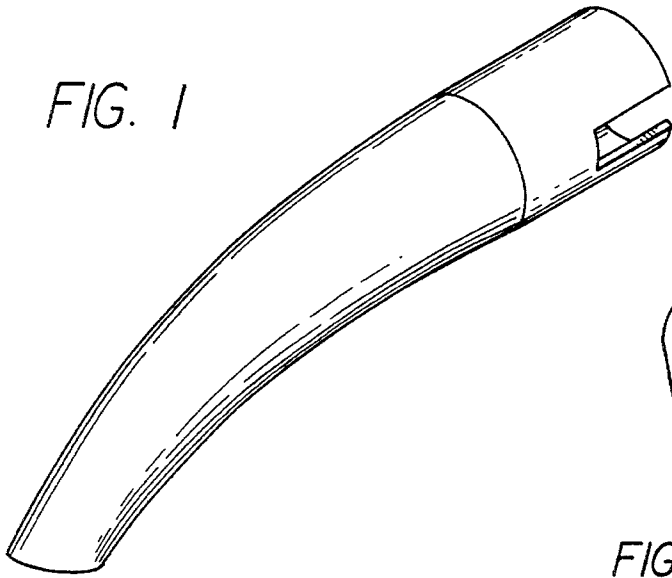


FIG. 6

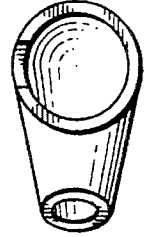


FIG. 7

FIG. 2




FIG. 3



FIG. 4




FIG. 5

