

United States Patent [19]

Bales et al.

[11] Patent Number: Des. 300,777

[45] Date of Patent: ** Apr. 18, 1989

[54] **CEILING-MOUNTED OUTLET BOX FOR
CONDITIONED AIR**

[75] Inventors: **David W. Bales, Manchester; James
E. Roth, DeSoto, both of Mo.**

[73] Assignee: **Nordyne, Inc., St. Louis, Mo.**

[**] Term: **14 Years**

[21] Appl. No.: **899,251**

[22] Filed: **Aug. 22, 1986**

[52] U.S. Cl. **D23/392; D23/385**

[58] Field of Search **D23/351-352,
D23/370-371, 354, 385, 387, 392; D26/59, 72,
77; 62/259.4, DIG. 16; 261/29, DIG. 3, DIG.
10, DIG. 43; 98/40.01, 40.05, 40.07-40.08,
40.12**

[56] **References Cited**

U.S. PATENT DOCUMENTS

D. 150,357 7/1948 Herbster D23/390

D. 202,156 8/1965 Herman .
D. 237,618 11/1975 Larkfeldt D23/387
D. 287,888 1/1987 Castor et al. D23/371
4,711,161 12/1987 Savin, Sr. et al. 98/40.08

Primary Examiner—Wallace R. Burke

Assistant Examiner—Brian N. Vinson

Attorney, Agent, or Firm—Jerome A. Gross

[57] CLAIM

The ornamental design for a ceiling-mounted outlet box for conditioned air, as shown and described.

DESCRIPTION

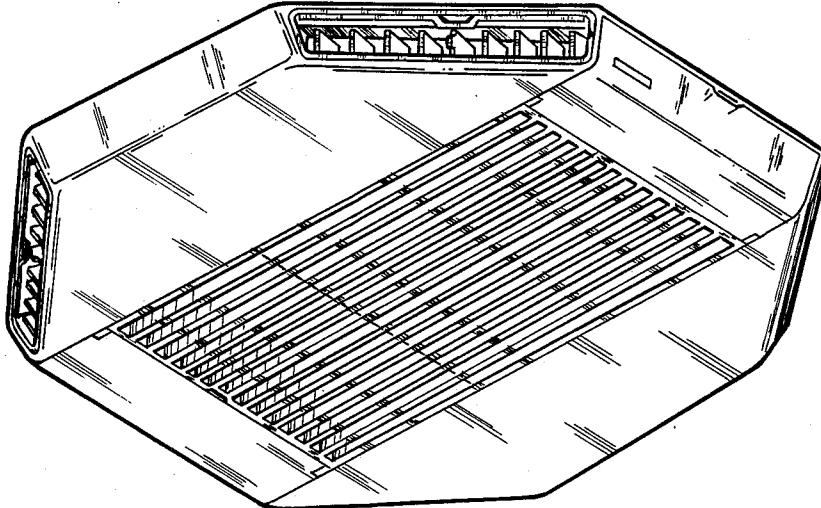
FIG. 1 is a bottom, front perspective view of a ceiling-mounted outlet box for conditioned air showing our new design;

FIG. 2 is a bottom, rear perspective view thereof;

FIG. 3 is an enlarged, fragmentary perspective view thereof, with the horizontal deflector shown rotated downward; and

FIG. 4 is a side elevational view thereof.

The upper side is obscured in use and is unornamental.



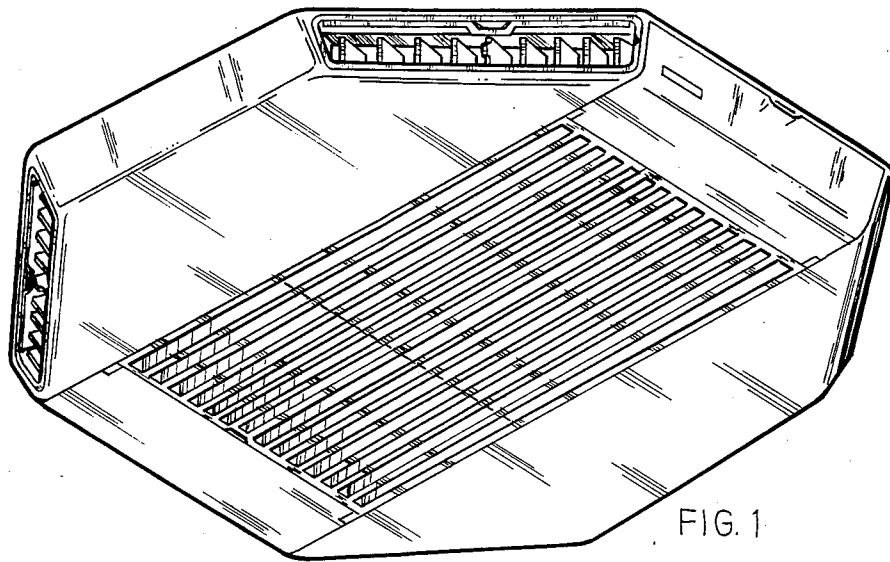


FIG. 1

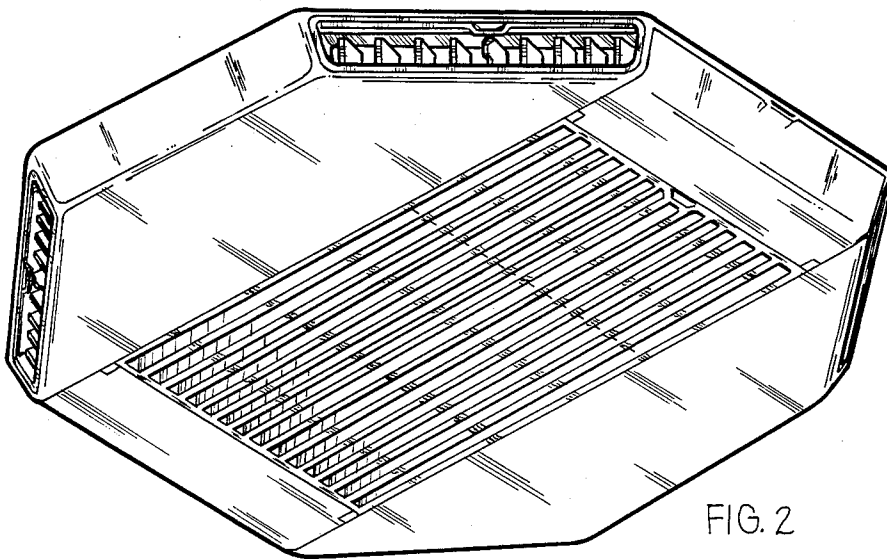


FIG. 2

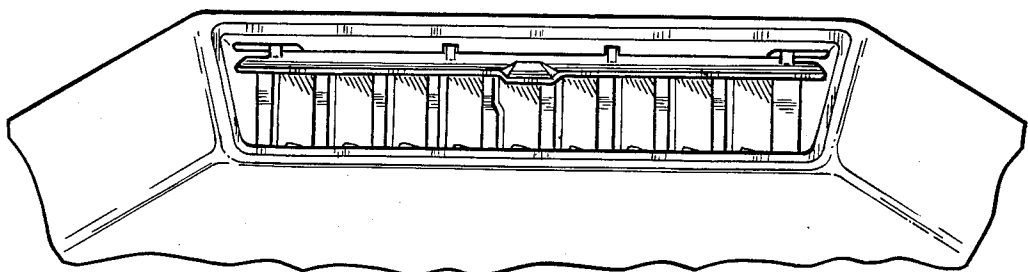


FIG. 3



FIG. 4