



US00D929709S

(12) **United States Design Patent**
Foust

(10) **Patent No.:** **US D929,709 S**

(45) **Date of Patent:** **** Sep. 7, 2021**

(54) **BOOT**

(71) Applicant: **LaCrosse Footwear, Inc.**, Portland, OR (US)

(72) Inventor: **Ryan James Foust**, Portland, OR (US)

(73) Assignee: **LaCrosse Footwear, Inc.**, Portland, OR (US)

(**) Term: **15 Years**

(21) Appl. No.: **29/748,990**

(22) Filed: **Sep. 2, 2020**

Related U.S. Application Data

(63) Continuation of application No. 29/629,858, filed on Dec. 15, 2017, now Pat. No. Des. 895,236, which is a continuation of application No. 29/595,889, filed on Mar. 2, 2017, now Pat. No. Des. 805,275, which is a continuation of application No. 29/552,183, filed on Jan. 20, 2016, now Pat. No. Des. 783,240.

(51) **LOC (13) Cl.** **02-04**

(52) **U.S. Cl.**
USPC **D2/912; D2/970**

(58) **Field of Classification Search**
USPC D2/896-899, 900, 902, 909-912, 943, D2/946, 969, 970, 972
CPC .. A43B 5/06; A43B 5/00; A43B 23/00; A43B 3/16; A43B 23/02
See application file for complete search history.

(56) **References Cited**

U.S. PATENT DOCUMENTS

D204,658 S 5/1966 Wakeland
D219,361 S 12/1970 Cinquegrana et al.
3,545,107 A 12/1970 Cinquegrana et al.
4,186,502 A 2/1980 Foster

D348,561 S * 7/1994 Lozano D2/912
D354,165 S 1/1995 Werman
D356,884 S * 4/1995 Ho D2/902
D361,886 S * 9/1995 Johnson D2/970
D380,598 S 7/1997 Brooks et al.
D382,992 S 9/1997 Chiu
D385,692 S 11/1997 Beliveau
D392,444 S 3/1998 Egelja
D403,148 S 12/1998 Kelchak
D404,905 S 2/1999 Kelchak
D421,835 S 3/2000 Akhidime
D441,523 S 5/2001 Matis et al.
D499,232 S * 12/2004 Sakai D2/902
D511,886 S * 11/2005 Galway D2/974
D535,465 S * 1/2007 Edwards D2/969
D556,995 S 12/2007 Weisbly
D639,034 S 6/2011 Castellon
D639,544 S 6/2011 Van Zyll De Jong et al.
D654,668 S 2/2012 Van Zyll De Jong et al.
D667,209 S 9/2012 Castellon
D686,816 S 7/2013 Lam
D703,420 S 4/2014 Truelsen

(Continued)

Primary Examiner — Rashida C. Walshon
(74) *Attorney, Agent, or Firm* — Perkins Coie LLP

(57) **CLAIM**

The ornamental design for the boot, as shown and described.

DESCRIPTION

FIG. 1 is an isometric view of a boot showing our new design.
FIG. 2 is a front elevational view thereof.
FIG. 3 is a rear elevational view thereof.
FIG. 4 is a right-side elevational view thereof.
FIG. 5 is a left-side elevational view thereof.
FIG. 6 is a top plan view thereof; and,
FIG. 7 is a bottom plan view thereof.
The broken lines depict parts of the boot that form part of the claimed design.

1 Claim, 6 Drawing Sheets



(56)

References Cited

U.S. PATENT DOCUMENTS

D703,421 S	4/2014	Truelsen	
D704,422 S	5/2014	Truelsen	
D707,427 S	6/2014	Barker	
D761,002 S	7/2016	Bisson	
D762,370 S	8/2016	Barker	
D783,240 S	4/2017	Foust	
D805,275 S	12/2017	Foust	
D836,320 S *	12/2018	Petrie	D2/972
D895,236 S	9/2020	Foust	

* cited by examiner

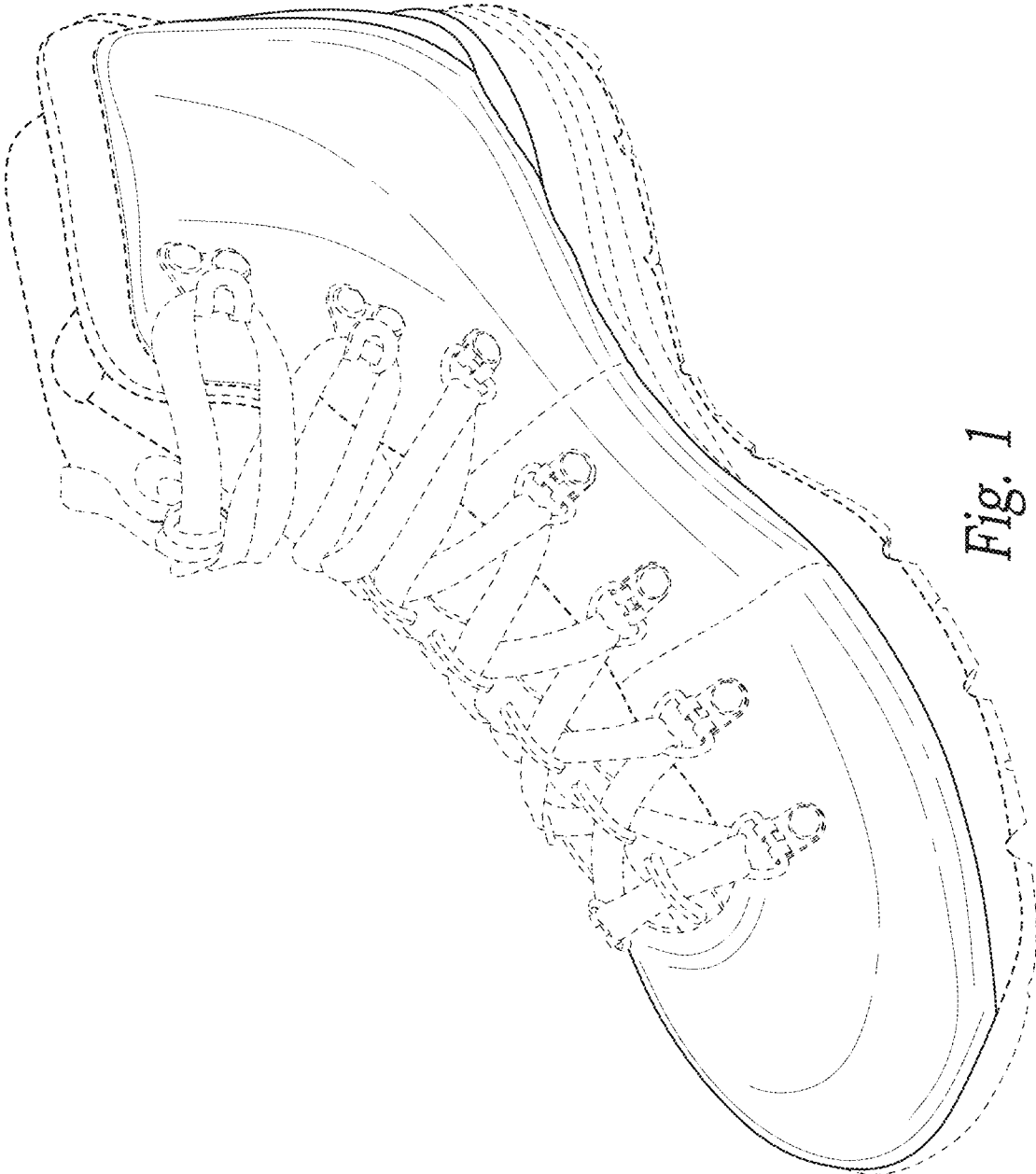


Fig. 1

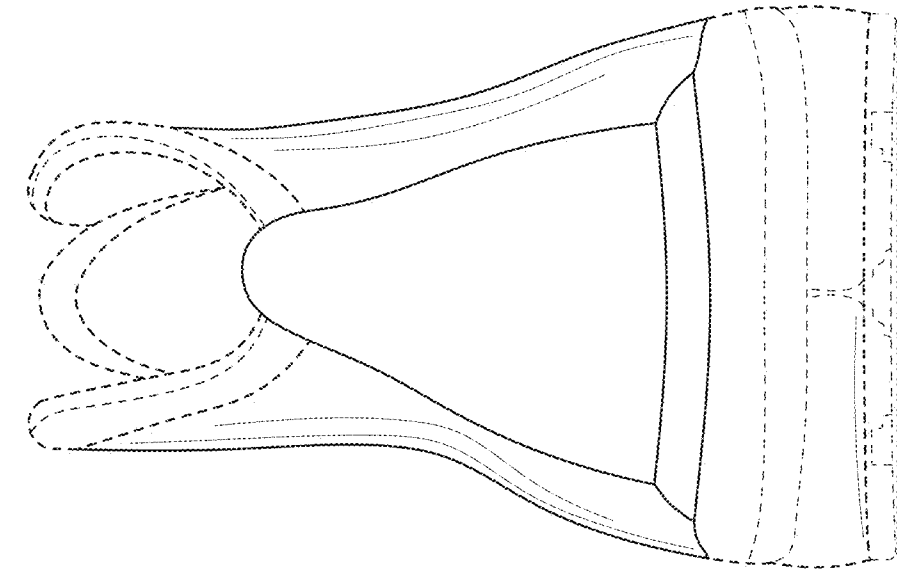


Fig. 2

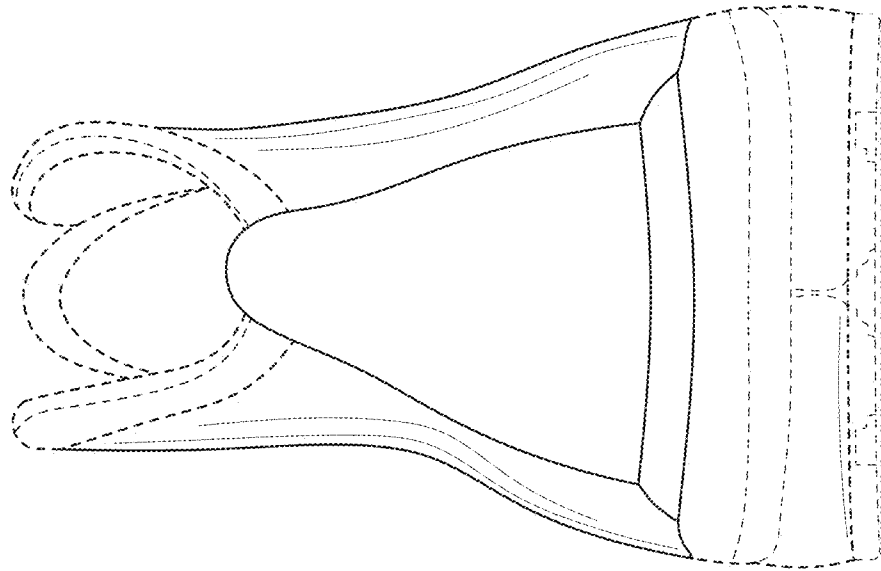


Fig. 3



Fig. 4

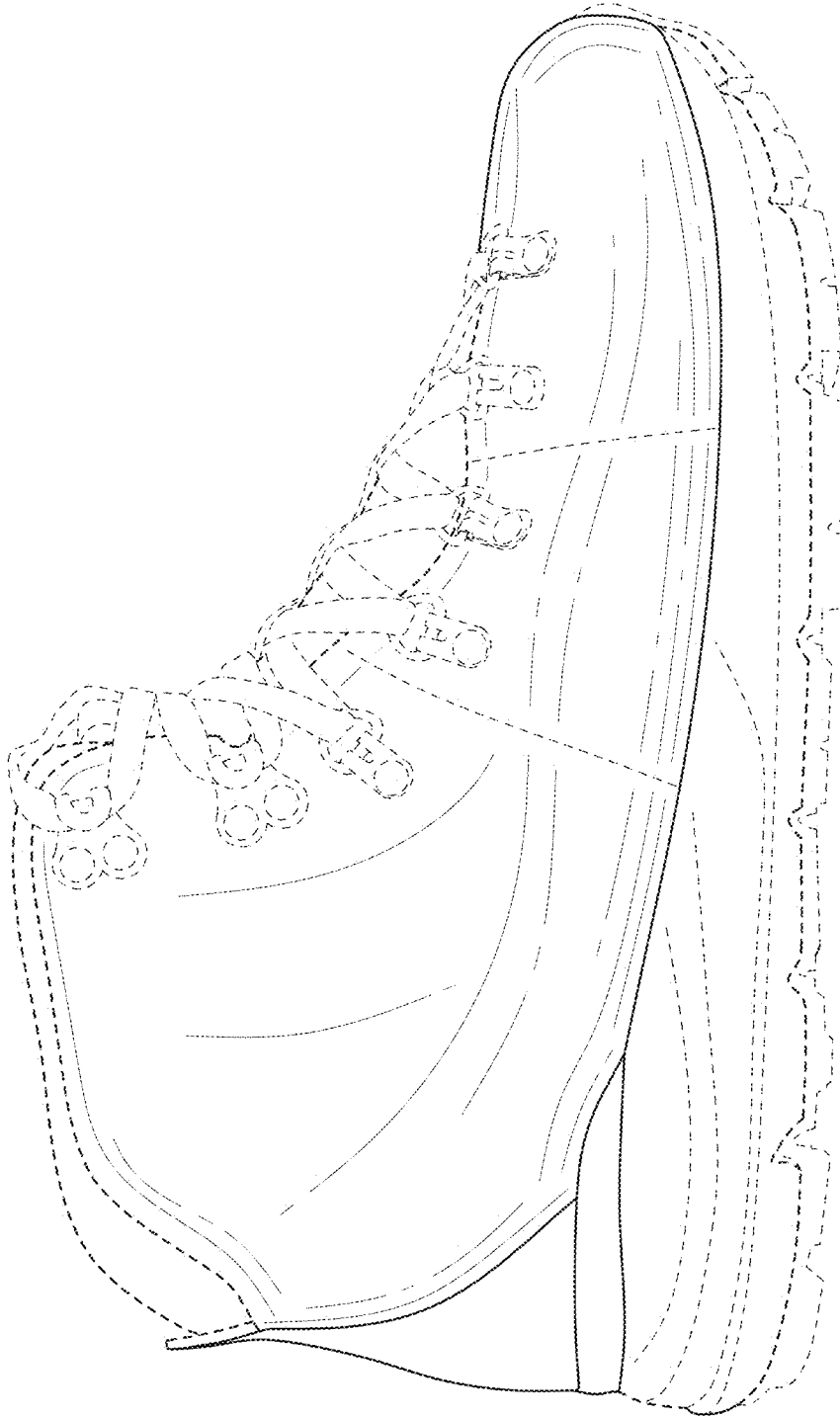


Fig. 5

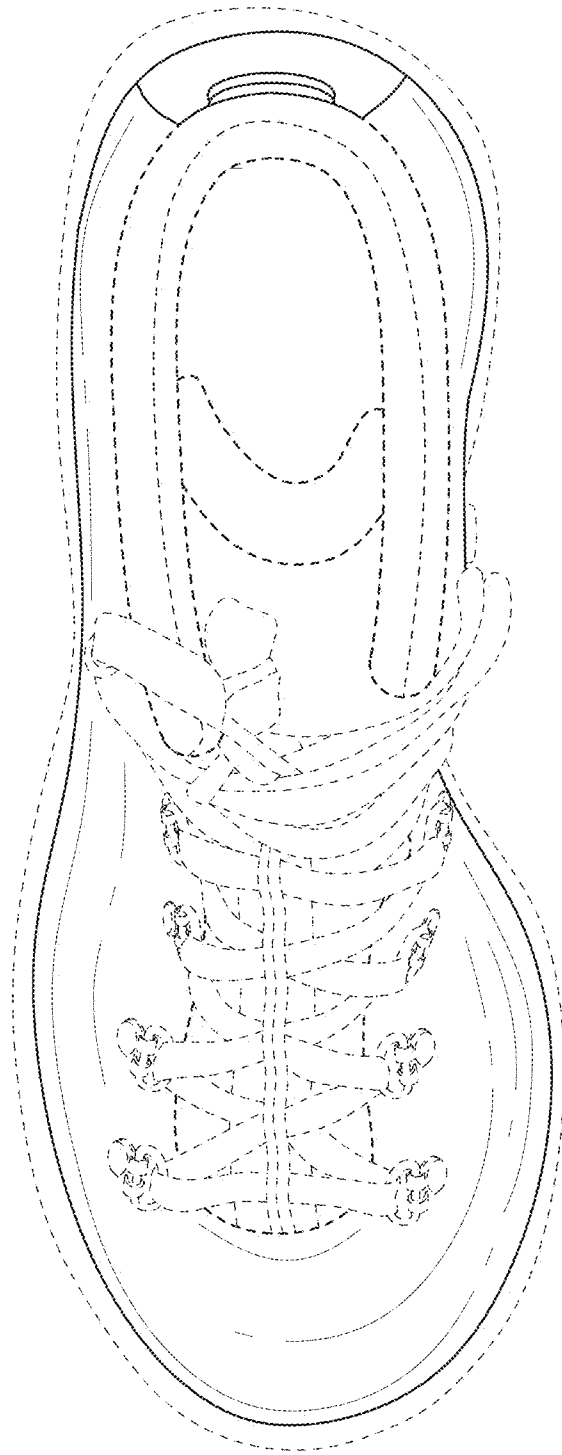


Fig. 6

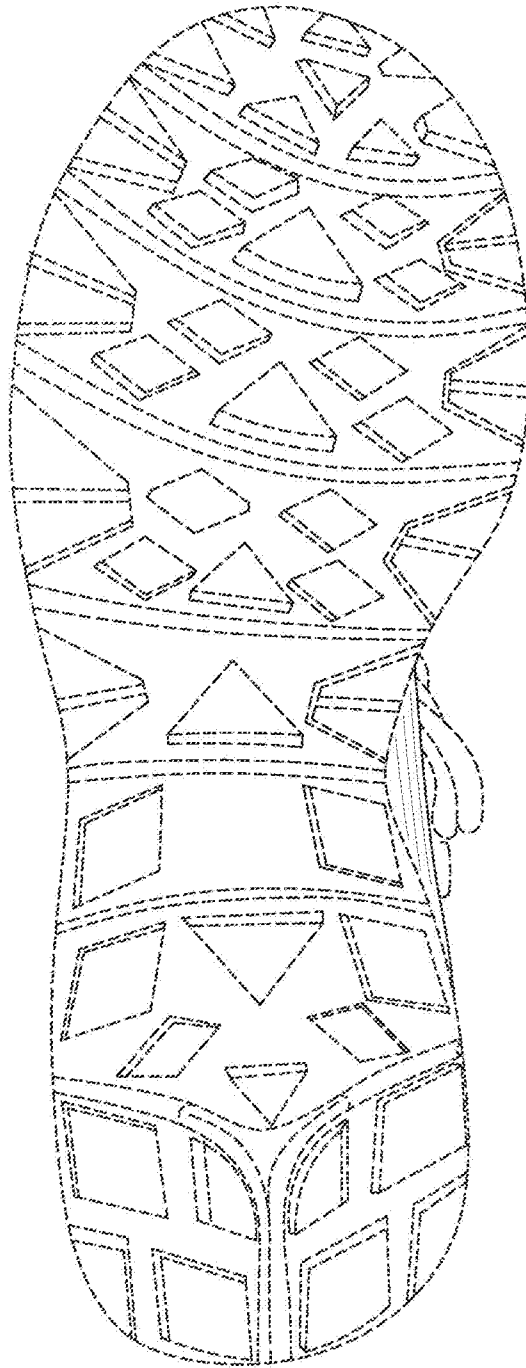


Fig. 7