



US00D524483S

(12) **United States Design Patent**  
**Bunnell et al.**

(10) **Patent No.:** **US D524,483 S**

(45) **Date of Patent:** **\*\* Jul. 4, 2006**

(54) **GUARD BAR**

(75) Inventors: **Jay Bunnell**, Orange, CT (US);  
**Stephan Fischer**, Gevelsberg (DE);  
**Michael O'Malley**, Southport, CT  
(US); **Jochen Thoene**, Wuppertal (DE)

(73) Assignee: **Eveready Battery Company, Inc.**, St.  
Louis, MO (US)

(\*\*) Term: **14 Years**

(21) Appl. No.: **29/226,965**

(22) Filed: **Apr. 4, 2005**

(51) **LOC (8) Cl.** ..... **28-03**

(52) **U.S. Cl.** ..... **D28/47**

(58) **Field of Classification Search** ..... D28/44,  
D28/45-48; 30/32, 34.2, 41, 47, 50, 81, 82,  
30/346.5-346.61

See application file for complete search history.

(56) **References Cited**

**U.S. PATENT DOCUMENTS**

5,092,042 A \* 3/1992 Miller et al. .... 30/81

D402,084 S \* 12/1998 Chen et al. .... D28/47  
D424,744 S \* 5/2000 Coffin et al. .... D28/47  
6,167,625 B1 \* 1/2001 King et al. .... 30/34.2  
6,516,518 B1 \* 2/2003 Garraway et al. .... 30/34.2  
2001/0029669 A1 \* 10/2001 Ferraro et al. .... 30/50

\* cited by examiner

*Primary Examiner*—Jennifer Rivard

(74) *Attorney, Agent, or Firm*—Michaud-Duffy Group LLP

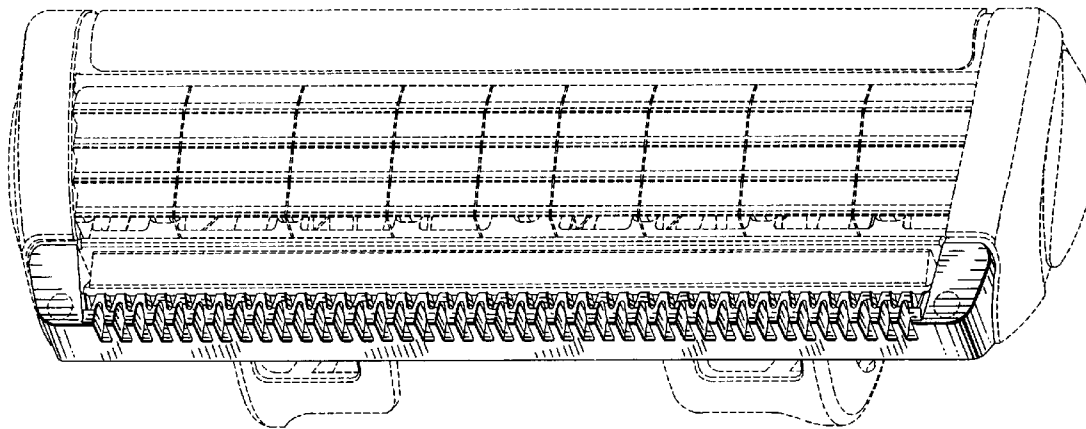
(57) **CLAIM**

We claim the ornamental design for a guard bar, as shown and described.

**DESCRIPTION**

FIG. 1 is a front perspective view of the guard bar;  
FIG. 2 is a top plan view of the guard bar;  
FIG. 3 is a front elevation view of the guard bar;  
FIG. 4 is a right hand view of the guard bar, the left hand side view of the guard bar is a mirror image thereof; and,  
FIG. 5 is a bottom plan view of the guard bar.  
The broken lines are shown for illustrative purposes only and form no part of the claimed design.

**1 Claim, 4 Drawing Sheets**



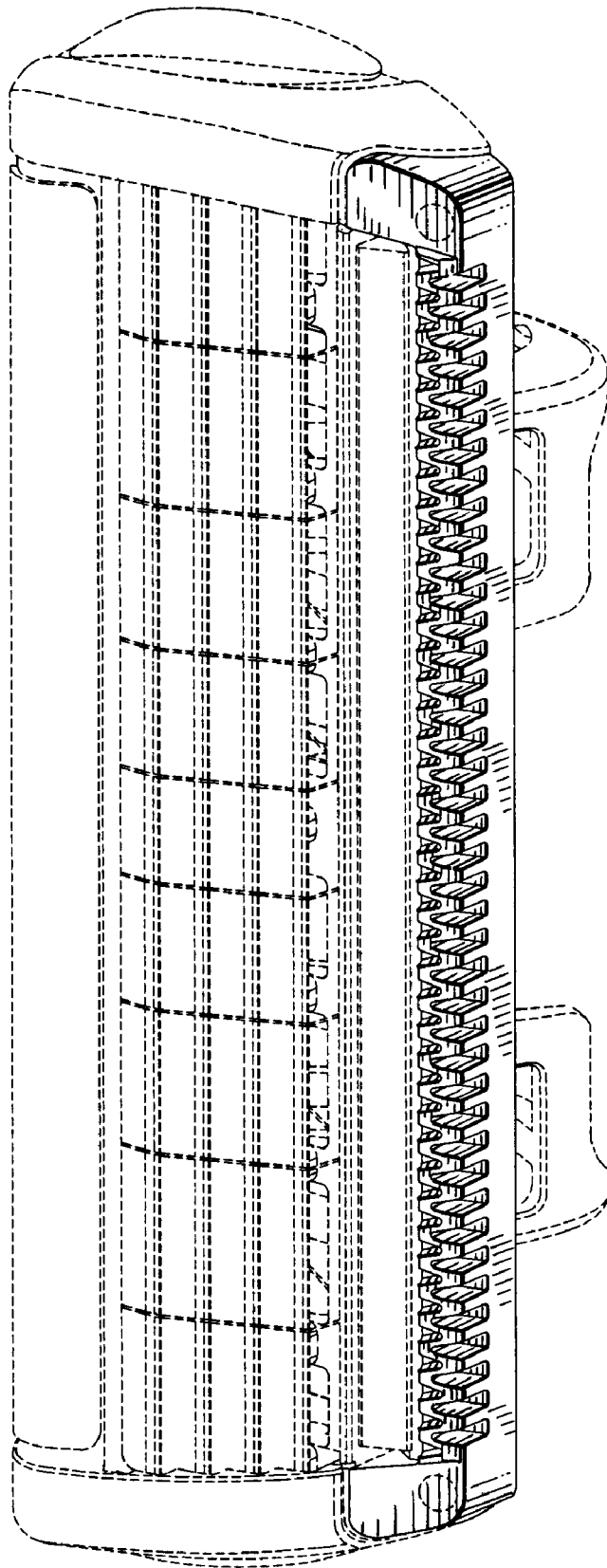


FIG. 1

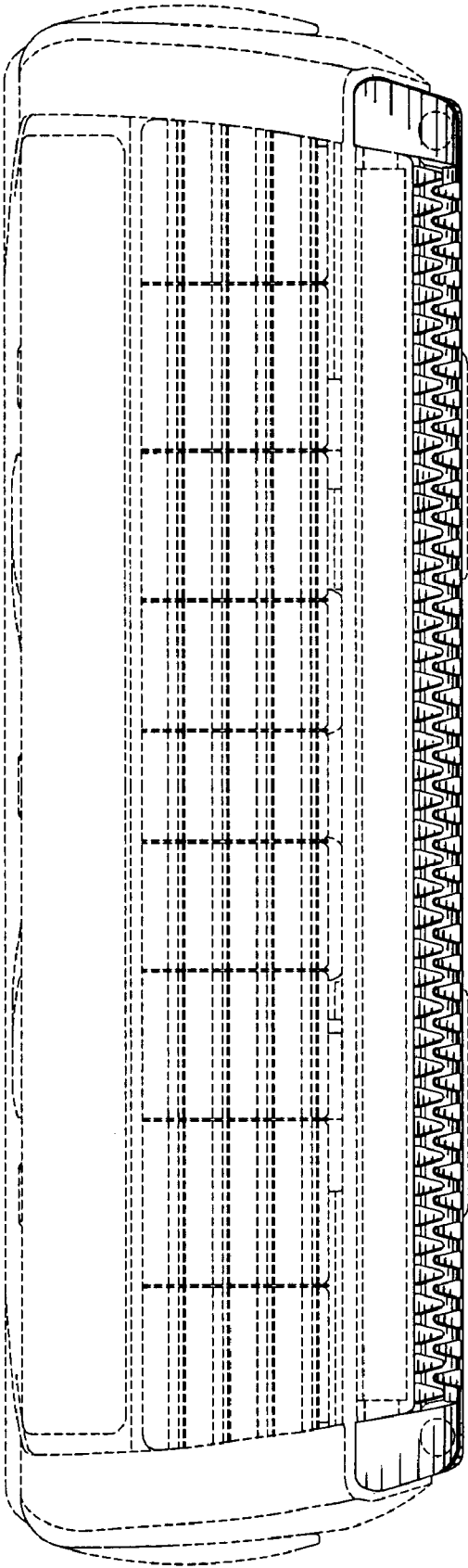


FIG.2

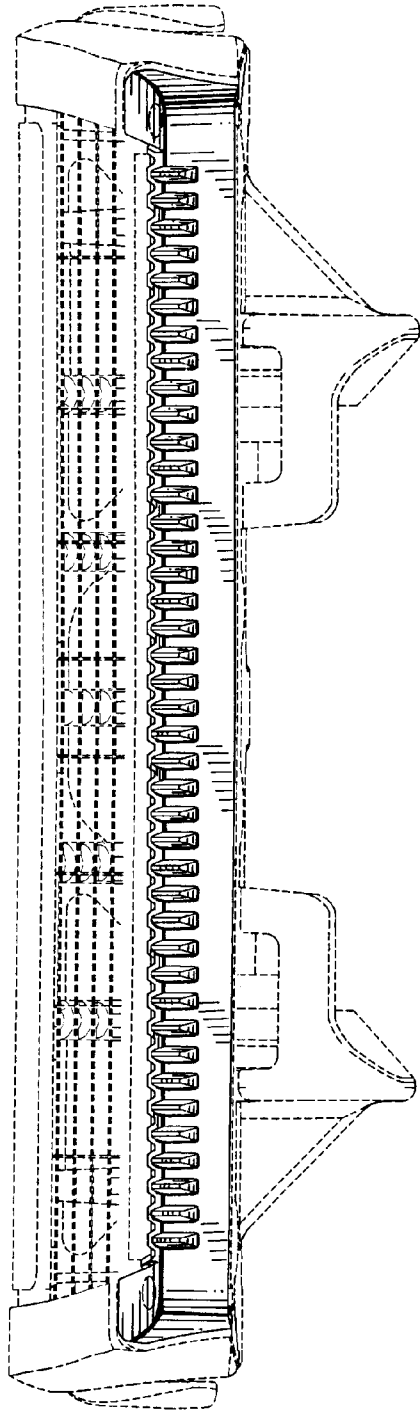


FIG. 3

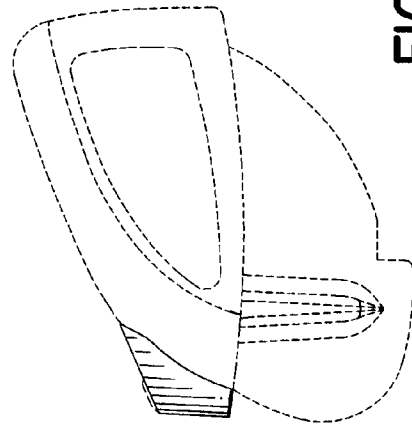


FIG. 4

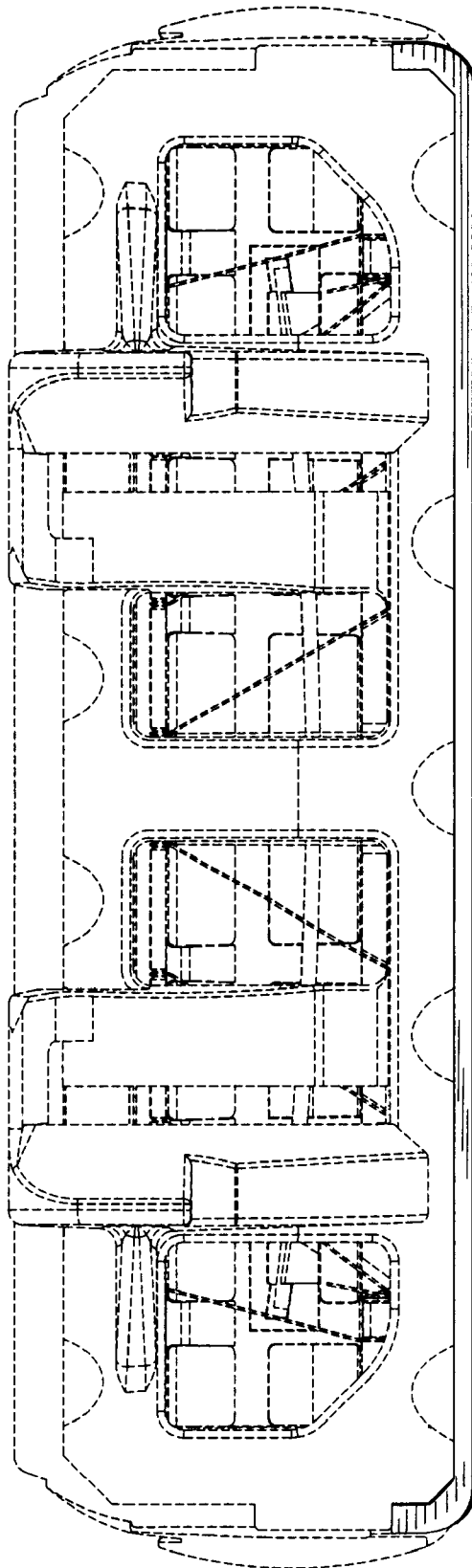


FIG.5