



US00D395343S

United States Patent [19]

[11] Patent Number: **Des. 395,343**

Lozano

[45] Date of Patent: ****Jun. 23, 1998**

[54] **BOTTOM PORTION OF A SHOE OUTSOLE**

D. 347,935	6/1994	Dolinsky	D2/953
D. 366,354	1/1996	Yoshikawa et al.	D2/953
D. 368,577	4/1996	Mitsui et al.	D2/953

[75] Inventor: **Sergio G. Lozano**, Beaverton, Oreg.

OTHER PUBLICATIONS

[73] Assignee: **Nike, Inc.**, Beaverton, Oreg.

Nike Fall 1995 Footwear Catalog, pp. 32, 33, published Nov. 1994.

[**] Term: **14 Years**

Nike Holiday 1995 Footwear Catalog, pp. 13, 16, 25, 26, 98, 99, published Mar. 1995.

[21] Appl. No.: **55,435**

Nike Spring 1996 Footwear Catalog, pp. 25, 46, 114, 151, published Jun. 1995.

[22] Filed: **Jun. 4, 1996**

Nike Fall 1996 Footwear Catalog, p. 160, published Dec. 1995.

[51] **LOC (6) Cl.** **02-04**

[52] **U.S. Cl.** **D2/960**

[58] **Field of Search** D2/897, 902, 906, D2/908, 914, 916, 919, 946-960, 962, 964; 36/85, 101, 103, 104, 106, 107, 113-115, 124, 126, 127-130, 3 B, 11.5, 12-15, 22 R, 25 R, 30 R, 32 R, 32 A, 33, 172

Nike Holiday 1996 Footwear Catalog, pp. 44, 45, 100, published Mar. 1996.

Primary Examiner—Doris V. Coles
Attorney, Agent, or Firm—Banner & Witcoff, Ltd.

[56] **References Cited**

U.S. PATENT DOCUMENTS

- | | | | |
|------------|---------|-------------------|--------|
| D. 89,936 | 5/1933 | Crossman et al. . | |
| D. 107,977 | 1/1938 | Tousley . | |
| D. 123,898 | 12/1940 | Tousley . | |
| D. 307,212 | 4/1990 | Aveni . | |
| D. 311,447 | 10/1990 | Hatfield . | |
| D. 311,990 | 11/1990 | Hatfield . | |
| D. 312,920 | 12/1990 | Aveni . | |
| D. 313,113 | 12/1990 | Aveni . | |
| D. 319,534 | 9/1991 | Rogers . | |
| D. 326,180 | 5/1992 | Rogers . | |
| D. 328,968 | 9/1992 | Hatfield . | |
| D. 330,973 | 11/1992 | Hatfield . | |
| D. 334,091 | 3/1993 | McDonald . | |
| D. 334,465 | 4/1993 | Teague . | |
| D. 345,046 | 3/1994 | Avar | D2/953 |

[57] **CLAIM**

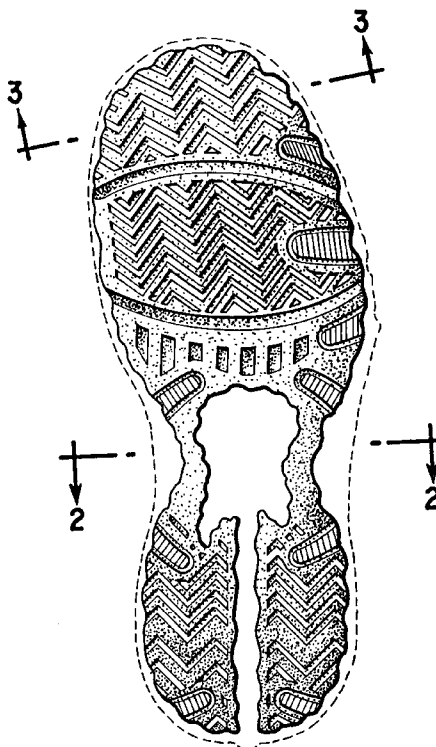
The ornamental design for a bottom portion of a shoe outsole, as shown and described.

DESCRIPTION

FIG. 1 is a bottom plan view of a bottom portion of a shoe outsole showing my new design; FIG. 2 is a profile view taken along line 2—2 of FIG. 1.; FIG. 3 is a profile view taken along line 3—3 of FIG. 1; and, FIG. 4 is a perspective view of the bottom portion of a shoe outsole of FIG. 1.

The broken line showing of a shoe upper and shoe sole periphery is for illustrative purposes and forms no part of the claimed design.

1 Claim, 3 Drawing Sheets



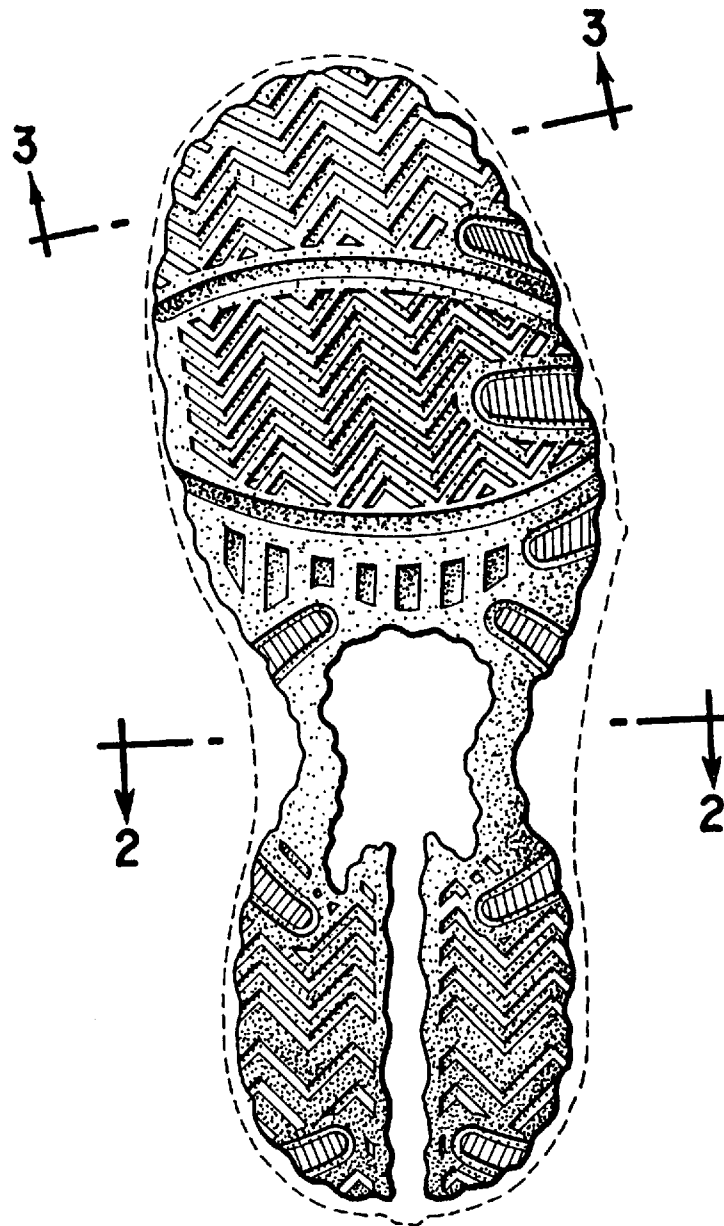


FIG. 1

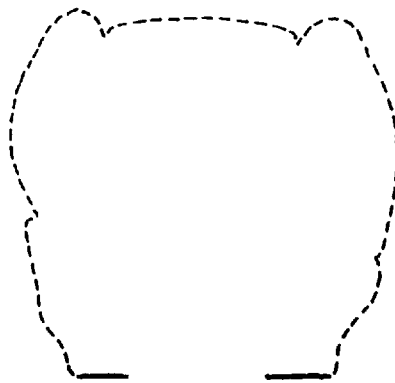


FIG. 2

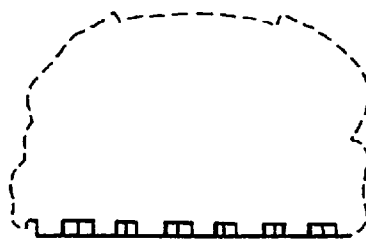


FIG. 3

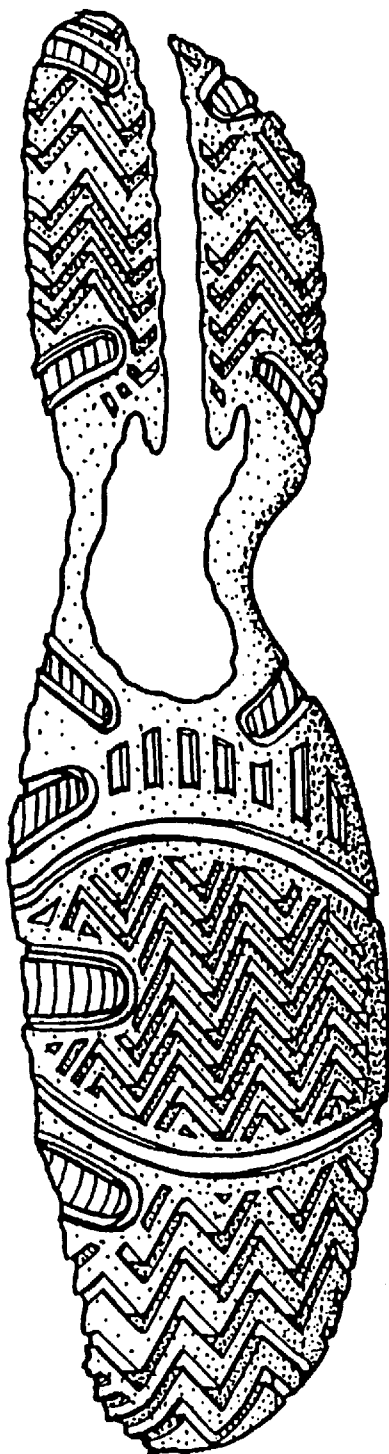


FIG. 4